

Rice Lake Mechanical Physician Scale

Weighing with Additional Counterpoise Weights

Counterpoise weights can be added to a mechanical physician scale, enabling it to weigh at larger capacities. Use the following steps to use counterpoise weights.

1. Prepare an external 50 lb or 20 kg counterpoise weight.



Figure 1. Counterpoise Weights

2. Find the first slot in the main beam.






Figure 2. First Slot

3. Place the 20 kg counterpoise weight in the first slot and move the main poise weight to the 180 kg slot. Now the scale is ready to weigh 200 - 220 kg.



Figure 3. Ready to Weigh 200 - 220 kg



4. If weighing 440 - 490 lb, position the 50 lb counterpoise weight in the first slot and move the main poise weight to the slot at 390 lb.




Figure 4. Ready to Weigh 440 - 490 lb



© Rice Lake Weighing Systems Specifications subject to change without notice.
Rice Lake Weighing Systems is an ISO 9001 registered company.

230 W. Coleman St. • Rice Lake, WI 54868 • USA
U.S. 800-472-6703 • Canada/Mexico 800-321-6703 • International 715-234-9171 • Europe +31 (0)26 472 1319