

Load Ranger

WHEEL WEIGH PADS



RICE LAKE[®]
WEIGHING SYSTEMS

800-472-6703

www.ricelake.com

Load Ranger

WHEEL WEIGH PADS

Vehicle Weighing on Location

Monitor load safety and weight compliance with wheel weighing pads.

Load Ranger wireless wheel pads offer an adaptable, high accuracy solution for vehicle weighing, with unmatched performance. For easy, on-site positioning, these wheel weigh pads have integrated wheels and handles for ease of use in restricted spaces. The built-in weight display is equipped with a 2.4Ghz RF industrial radio communication for transmitting data wirelessly to the optional remote touchscreen indicator up to 160ft away.




Integrated weight display with protective cover

Wireless connection ability




Integrated Level

For correct platform positioning



Ergonomic Transport Handle

Easy on-site positioning



Integrated Ramps

Fitted with non-slip rubber base

Touchscreen Indicator

To simplify operation, Load Ranger wheel weigh pads can be paired with a touchscreen digital weight indicator and thermal printer in an ABS plastic transport case. This all-in-one solution allows remote weight summing of wheel pads to capture wheel or axle weights, either individually or in sets of up to 14 pads.




Thermal Printer

Fully customizable ticket options



Touchscreen Display

Remote weight readouts and summing



RF-XWD

3 FT 1 IN X 2 FT X 2.28 IN
CAPACITY: 13,000 LB - 44,000 LB



RF-WD

2 FT 6 IN X 1 FT 10 IN X 2.28 IN
CAPACITY: 13,000 LB - 33,000 LB



RF-MD

1 FT 10 IN X 1 FT 8 IN X 2.28 IN
CAPACITY: 3,000 LB - 33,000 LB



Load Ranger Indicator

APPROVALS:



NTEP Class III approved for law enforcement. Select sizes and capacities only, consult factory for more information.

SALES AND TECHNICAL ASSISTANCE

RICE LAKE
WEIGHING SYSTEMS

HEADQUARTERS
230 West Coleman Street
Rice Lake, Wisconsin 54868 - USA
Tel: (715) 234 9171 | Fax: (715) 234 6967
www.ricelake.com