

MECHANICAL

Scale Parts

10



*An ammo box
used for shipping
parts in 1946.*

RICE LAKE[®]
WEIGHING SYSTEMS

www.ricelake.com

Table Of Contents

MECHANICAL SCALE PARTS REPLACEMENT PARTS & KITS

Mettler-Toledo®

Price Index	14-15
Cross Reference.....	16-17
Individual Scale Parts.....	18-46
Kit Price Index	47
Kits.....	48-61

Fairbanks®

Price Index	64-66
Cross Reference.....	67-71
Individual Scale Parts.....	72-126
Kit Price Index/Cross Reference	128-129
Kits.....	130-167

Howe

Price Index	170-171
Cross Reference.....	172-173
Individual Scale Parts.....	174-195
Kit Price Index/Cross Reference	198
Kits.....	199-213

Cardinal®

Price Index	216
Cross Reference.....	217
Individual Scale Parts.....	218-229
Kit Price Index/Cross Reference	232
Kits.....	233-243

Thurman

Price Index	246
Cross Reference.....	247
Individual Scale Parts.....	248-254
Kit Price Index	256
Kits.....	257-264

Hardy

Price Index	266
Cross Reference.....	267
Individual Scale Parts.....	268-275
Kit Price Index/Cross Reference	278
Kits.....	279-281

Miscellaneous

Baker/Weld-Tec	284-288
Canadian Scale Co. Ltd.....	289
Cardinal SCA Load Cell	290
Durline/Derlein	291-293
Electronic Flexures.....	294
Fairbanks Rocker Column Load Cells	295
Hardin	296
Rex.....	297
Rice Lake Weighing Systems Load Cell Cups	298
Southwestern	299
Tip Connection Bolts	300
Mettler-Toledo Digital Load Cells	301
Unibridge.....	302
Weightronix	302
Winslow.....	303-307

Rice Lake Weighing Systems

Pipe Lever Scales	310-317
Chairs/Stands/Trunnions & Bearings	318
Pipe Lever Stands	320
Girder Chairs	321
Hopper Scale Kits.....	324-327

Rice Lake/Powell

Individual Powell Scale Parts	330-332
Portable & Pit Scales Kits	334-339

Technical support

Pivots and Bearings.....	342-351
--------------------------	---------

Shipping Information

FREIGHT SERVICES OFFERED	"SMALL PACK"	LTL	TRUCK LOAD
Nationwide Same Day Service	Y* ***	Y*	N
Same Day, Counter to Counter***	Y	N	N
Next Day (AM)	Y**	Y**	Y**
Next Day (END OF DAY)	Y	Y**	Y**
2 Day	Y	Y	Y
3 Day	Y	Y	Y
Ground	Y	Y	Y
Canada	Y	Y	Y
Mexico	Y	Y	Y
Express Freight (Air-over 150 lb)***	Y	Y	N
International (Sea)	Y	Y	Y
International (Air)	Y	Y	N

* Subject to cost/distance

** Subject to distance

*** Subject to flight availability and proximity of nearest airport

Same Day Services

These services do not carry the same service guarantees that standard delivery schedules do and are subject to availability

Small Parcel Services

We ship with internationally recognized parcel carriers based on delivery time and services offered.

Determining Dimensional Weight for Small Parcel Shipments for Air & Ground

When shipping via air services, couriers require that the shipping weight be determined by the greater of the actual weight of the boxed product or its dimensional shipping weight. The formula for calculating dimensional shipping weight is as follows:

L x W x H/166 for domestic air shipments and L x W x H/139 for international air shipments. Rice Lake Weighing Systems takes the added precaution of double boxing some of our electronic products and balances. This may result in dimensional weight charges by the carrier when shipping by air. Even with this added precaution, we suggest that you always ship high precision and fragile products via air service.

Less Than Truck Load (LTL)

Full service LTL coverage for the continental United States, Puerto Rico, Canada and Mexico.

Note: A standard LTL delivery is considered to be one that ships from either a company or partner dock to arrival at a standard commercial address with disposition of the goods at the rear of the truck to enable off loading by material handling equipment provided by the consignee at either ground level or via loading dock. Allied to this, the freight in question should be palletized and secured in a way to facilitate the safe handling of the freight with no one dimension over seven feet, six inches.

Any LTL delivery falling outside of this criteria may well accrue accessorial charges levied by the carrier in line with their tariff rules. It is recommended that any potential accessorial cost are discussed at the time of order placement so that these costs can be billed appropriately at the time of shipment. If this is not the case, RLWS reserves the right to charge the customer retrospectively for any accessorial costs incurred during the delivery process.

Accessorial charges include, but are not limited to the following:

- Lift gate: \$100.00
- Call for appointment: \$40.00
- Guaranteed delivery: Day \$45.00, 10:30 a.m. (where available) \$100.00
- Inside delivery: \$100.00 **NOTE: To inside of first threshold crossed only**
- High cost delivery areas: Excessive length, government sites and mines, re-delivery, re-consignment, residential and restricted access shipments

Full Truckload

Various truckload providers give us the ability to ship to the contiguous United States, Alaska, Canada and Mexico

Forwarders (International Freight)

We can provide service through a forwarder of our choice, or select one of your preferred forwarders.

Air freight: All of our forwarders are internationally recognized brands

Ocean freight: All of our forwarders are internationally recognized brands

Terms and Conditions

The terms “buyer,” “authorized reseller,” and “customer” as used herein, shall mean the party placing the purchase order with Rice Lake Weighing Systems. No contractual relationship between Rice Lake Weighing Systems and said party shall arise until such time as a purchase order has been accepted by Rice Lake Weighing Systems and such acceptance has been indicated on a written acknowledgment. Tenders which do not stipulate an acceptance period shall not be binding. Orders shall be subject to Rice Lake Weighing Systems’ standard terms and conditions as printed below, subject to correction for clerical errors.

These sales terms and conditions shall be binding if declared applicable in the tender or in the order acknowledgement. Any conditions stipulated by the buyer which are in contradiction to these sales terms and conditions shall only be valid if expressly acknowledged by Rice Lake Weighing Systems in writing.

1. Prices

(a) Rice Lake Weighing Systems (Rice Lake) prices are net 30 days Ex Works Rice Lake plant. Orders are subject to approval of our credit department with rights reserved to change or withdraw credit terms without notice and to terminate any orders when invoices for work done thereon have gone unpaid for 60 days.

(b) Prices do not include taxes of any kind by federal, state, municipality or other governmental authority, which Rice Lake may be required to collect or pay with respect to the sale or shipment of goods sold hereunder. Regardless of when any such taxes are determined or become payable, all taxes would be the responsibility of the customer and would be in addition to the prices quoted hereon.

(c) This quotation is made upon the basis of the cost of materials and labor as of the date of this quotation. A change in such costs shall give Rice Lake the right to alter prices to reflect such changes in cost.

2. Shipment, Title, Risk of Loss

(a) All shipments are Ex Works point of shipment. Title and risk of loss or damage passes to the customer upon presentation of the goods to the customer’s carrier at Rice Lake’s facility, except that title and risk of loss or damage as to customer’s partially manufactured parts and raw materials delivered to Rice Lake, and as to jigs, fixtures and tools specially ordered for the customer shall at all times remain with the customer.

(b) Rice Lake does not carry fire insurance upon jigs, fixtures and tooling built by Rice Lake for customers or supplied to Rice Lake by customers, nor does Rice Lake carry insurance upon raw materials supplied to Rice Lake by customers. Customers assume all risk of loss, damage or destruction of jigs, fixtures, tooling or raw materials belonging to the customer in Rice Lake custody caused by fire, water, gas, natural disasters, strikes, insurrection, riots or by acts of the civil or military authorities and whether or not such loss, damage or destruction was the result of our negligence or misconduct or that of our agents or employees. The customer agrees to indemnify and hold Rice Lake harmless from all direct and consequential costs and damages resulting from such loss.

(c) Except as hereinabove stated, we agree to maintain all jigs, fixtures and tooling built by Rice Lake in working condition for their normal life only, except that our liability in this respect shall not extend more than one year after the completion of the most recent production order.

3. Quantity, Materials and Tolerances

(a) Unless dimensions are limited by a specific tolerance, it is understood that the production variations as published by Rice Lake will be acceptable.

(b) Rice Lake will not be responsible for color, thickness variations, or flaws in sheets or parts from which fabrications are made, nor for other material variations beyond our control.

(c) Rice Lake assumes no responsibility for loss or damage occurring by reason of delay or inability to deliver caused by fires, strikes, accidents, embargoes, car shortages, delays of carriers, insurrection, riots, acts of the civil or military authorities, nor will we assume responsibility for any reason whatever for damages of any kind on account of failure to deliver at the time specified. The customer shall indemnify and hold Rice Lake harmless from all direct and consequential costs and damages resulting from such loss or delay.

(d) Unless otherwise specified, delivery of 10 percent more or less of completed parts than the quantity specified shall constitute fulfillment of this order and any excess not exceeding 10 percent shall be accepted and paid for by the customer.

(e) In the event any raw material specified for incorporation into the product covered by this proposal shall become unavailable, Rice Lake shall notify the customer and the customer may direct Rice Lake to substitute available material for that originally specified; it being understood and agreed that the customer shall assume any and all consequences resulting from such substitution.

4. Patents

If this quotation covers parts made specifically for the customer, the customer agrees to indemnify and hold Rice Lake harmless against any loss resulting from infringement of patents or trademarks, or from claims of such infringements and shall pay all legal and defense costs incurred by Rice Lake in the defense of such actions.

5. Software

Unless specifically otherwise stated, any and all software associated or part of any product sold, loaned on trial or demonstration to the customer is to be considered proprietary to Rice Lake. The customer agrees not to duplicate for distribution or to sell or distribute in any way without the prior written consent of Rice Lake.

6. Changes And Cancellation: Rejection, Claims

(a) Orders placed with Rice Lake are not subject to cancellation, change or reduction in amount or suspension of deliveries except with Rice Lake’s consent and upon terms that indemnify Rice Lake against loss. Unless confirmed in writing, all verbal agreements are void.

(b) Rice Lake will not be responsible for changes in design, deliveries or other instructions, unless they are furnished in writing. The customer agrees to pay for all tooling charges caused by changes in design or specifications.

Terms and Conditions

(c) Samples submitted shall be deemed approved unless written rejection is received within two weeks of submission.

(d) Manufactured parts will be shipped and billed as they are produced.

(e) Claims for shortage or rejections for defects must be made within 10 days of receipt of goods. Credit will be rendered on such defective parts after we have had an opportunity to inspect them, provided they are returned to our factory, transportation charges prepaid, within 30 days, and provided they have not been altered or defaced in any way.

7. Tooling and Designing

(a) In consideration of the engineering service necessary in the designing of jigs, fixtures and tooling not being charged for, but being quoted on the basis of labor and material only, and not at their fair market value, such jigs, fixtures and tooling shall remain in our possession for at least one year. Thereafter, the customer desiring delivery of such jigs, fixtures and tooling shall pay an engineering charge of 50 percent of the original price of said jigs, fixtures and tooling and accept same as-is.

(b) When requested, we will submit suggestions concerning design and construction of parts, but we will not accept responsibility of liability for the practicability of these suggestions if adopted by the customer.

8. Delivery and Adjustment to Price

(a) If the customer requests that the goods be manufactured and shipped on a date (or dates) earlier than originally agreed to by Rice Lake and the customer, and Rice Lake agrees to the earlier date (or dates), any increase in the cost of performance incurred by Rice Lake resulting from earlier manufacture and shipment will be included in an adjustment of the purchase price to be made by Rice Lake and will be paid by the customer.

(b) Should shipments be held beyond scheduled date for convenience of the customer, goods will be billed and charges will be made for warehousing, trucking and other expenses incident to such delay. Reasonable and sufficient care is taken by Rice Lake in crating its goods. Rice Lake cannot be held responsible for breakage after having received "in-good-order" receipts from the transportation carrier. All claim for loss and damage must be made by the customer to the carrier, but we will assist insofar as practical in securing satisfactory adjustment of such claims.

9. Payment and Liens

(a) All invoices shall be due and payable when submitted for payment in accordance with the revisions of Rice Lake terms. No withholding of funds, back charges or credits against amounts otherwise due to Rice Lake will be permitted unless specifically agreed to in writing by Rice Lake. Settlement of any amounts due to the customer will be negotiated as separate items and not as offsets against amounts otherwise due to Rice Lake from the customer for products sold hereunder.

(b) Any unpaid account for work done shall constitute a lien on any jigs, fixtures, manufactured parts and raw materials in Rice Lake possession. In the event any account remains open and unpaid for 90 days, Rice Lake reserves the right to use the customer's jigs and fixtures to make parts therefrom, and to sell or dispose of manufactured parts and raw materials.

(c) The customer shall not assign or transfer any rights or obligations arising from this proposal, or monies payable thereunder, without the prior written consent of Rice Lake, and any such assignment or transfer made without such written consent shall be deemed null and void.

10. Additional Provisions

(a) Errors—stenographic and clerical errors are subject to correction.

(b) These terms and conditions constitute the entire contract between the customer and Rice Lake, transcending any oral arrangements or representations which may be inconsistent therewith.

(c) This quotation is made under and shall be governed by the laws of the state of Wisconsin.

11. Resale of Rice Lake Weighing Systems Products

In order to ensure compliance with the U.S. Export Administration Regulations we ask you to comply with the following:

(a) The customer shall not export or re-export Rice Lake Weighing Systems products, either directly or indirectly, in contravention of any applicable law, statute or regulation and will first obtain any required licenses or authorizations from the relevant government authority when necessary as prescribed by law.

(b) The customer confirms that it is familiar with and complies with the relevant national and international export control regulations and embargo regulations. The customer furthermore confirms that it is in particular familiar with and complies with the U.S. Department of Commerce, Export Administration Regulations; U.S. Department of Treasury, OFAC Sanctions; the U.S. Department of Defense, ITAR requirements and the U.S. Department of State regulations.

(c) If deemed necessary, Rice Lake Weighing Systems, in individual cases may make further requests from the customer for information required for export compliance.

(d) Should it be necessary for the customer to obtain an export license from the appropriate authorities pursuant to the aforementioned regulations, the customer shall apply for such a license autonomously and at their own expense.

The foregoing warranties are exclusive and in lieu of all other express and implied warranties whatsoever, including but not limited to implied warranties of merchantability and fitness for a particular purpose. Rice Lake shall not be subject to any other obligations or liabilities whatsoever with respect to parts manufactured or supplied by Rice Lake or services rendered by it.

Anything herein to the contrary notwithstanding, Rice Lake shall not be liable for incidental and consequential damages, and in substitution for all remedies which the customer may have under any applicable law. The customer's sole and exclusive remedy against Rice Lake for any breach of warranty or any other breach relating to goods delivered pursuant hereto shall be for repair or replacement (at Rice Lake's option) of the goods or parts effected by such breach.

Warranty and Limitation of Liability

Warranties

Standard Product Limited Warranty

Rice Lake Weighing Systems (Rice Lake) warrants that all Rice Lake brand equipment and systems properly installed by an authorized reseller or original equipment manufacturer (OEM) will operate per written specifications as confirmed by the authorized reseller/OEM and accepted by Rice Lake. All systems and components are warranted against defects in materials and workmanship for one (1) year from the date of shipment from Rice Lake, unless otherwise stated in the product catalog or manual.

Rice Lake warrants that the equipment sold hereunder will conform to the current written specifications authorized by Rice Lake. Rice Lake warrants the equipment against faulty workmanship and defective materials. If any equipment fails to conform to these warranties, **Rice Lake will, at its option, repair or replace such goods returned within the warranty period subject to the following conditions:**

- Upon discovery by the customer of such nonconformity, Rice Lake will be given prompt written notice with a detailed explanation of the alleged deficiencies.
- Individual electronic components returned to Rice Lake for warranty purposes must be packaged to prevent electrostatic discharge (ESD) damage in shipment. Packaging requirements are listed in the publication, "Protecting Your Components from Static Damage in Shipment," available from the Rice Lake equipment return department.
- Examination of such equipment by Rice Lake confirms that the non-conformity actually exists, and was not caused by accident, misuse, neglect, alteration, improper installation, improper repair or improper testing. Rice Lake shall be the sole judge of all alleged nonconformities.
- Such equipment has not been modified, altered or changed by any person other than Rice Lake or its duly authorized repair agents.
- Rice Lake will have a reasonable time to repair or replace the defective equipment. The customer is responsible for shipping the product to Rice Lake. Rice Lake is responsible for shipping the product back to the customer.
- In no event will Rice Lake be responsible for travel time or on-location repairs, including assembly or disassembly of equipment. Nor will Rice Lake be liable for the cost of any repairs made by others.
- On all intrinsically safe equipment, any field repair or modifications voids any and all warranties expressed or implied and void F.M. approval.
- Any loose hardware, screws, washers or non-ESD bags of hardware stored inside indicator will void warranty. This could cause harm to repair technician or damage the CPU board.
- If just the board is sent in for repair, the serial number of the product the board is from should accompany the board.

These warranties exclude all other warranties, expressed or implied, including without limitation warranties of merchantability or fitness for a particular purpose. Neither Rice Lake nor the authorized reseller will, in any event, be liable for incidental or consequential damages at the point of use.

Rice Lake and the customer agree that Rice Lake's sole and

exclusive liability hereunder is limited to repair or replacement of such goods. In accepting this warranty, the customer waives any and all other claims to warranty.

Should the seller be other than Rice Lake, the customer agrees to look only to the seller for warranty claims.

No terms, conditions, understanding or agreements purporting to modify the terms of this warranty shall have any legal effect unless made in writing and signed by a corporate officer of Rice Lake and the customer.

Custom Software Limited Warranty

Rice Lake Weighing Systems (Rice Lake) warrants that (a) the software will perform in accordance with the specification and accompanying written endorsement by the customer for a period of 90 days from the date of receipt; (b) any hardware accompanying the software will be free from defects in materials and workmanship under normal use and service for a period of one (1) year from the date of shipment from Rice Lake; and (c) the customer should perform inspection and testing of software products prior to installation.

This limited warranty is void if failure of the software or hardware has resulted from accident, abuse, misapplication or incorrect customer specification. Any replacement software will be warranted for the remainder of the original warranty period or 30 days, whichever is longer.

If the software fails to conform to these warranties, Rice Lake will, at its option, repair or replace such goods returned within the warranty period subject to the following conditions:

- Upon discovery by the customer of such nonconformity, Rice Lake will be given prompt written notice with a detailed explanation of the alleged deficiencies.
- Examination of software by Rice Lake confirms that the nonconformity exists, and was not caused by accident, misuse, neglect, alteration, improper installation, improper repair, improper testing or incorrect customer specification. Rice Lake shall be the sole judge of all alleged nonconformities.
- Rice Lake will have a reasonable time to repair or replace the software. The customer is responsible for shipping charges both ways.
- In no event will Rice Lake be responsible for travel time or on-location repairs, including assembly or disassembly of equipment. Nor will Rice Lake be liable for the cost of any repairs made by others.

These warranties exclude all other warranties, expressed or implied, including without limitation warranties of merchantability or fitness for a particular purpose. Neither Rice Lake nor the authorized reseller will, in any event, be liable for incidental or consequential damages at the point of use.

Rice Lake and customer agree that Rice Lake's sole and exclusive liability hereunder is limited to repair or replacement of such goods. In accepting this warranty, the customer waives any and all other claims to warranty.

Should the seller be other than Rice Lake, the customer agrees to look only to the seller for warranty claims.

No terms, conditions, understanding or agreements purporting to modify the terms of this warranty shall have any legal effect unless made in writing and signed by a corporate officer of Rice Lake and the customer.

Warranty and Limitation of Liability

Return Policies

Our commitment to our Customers states that if any standard product purchased from Rice Lake does not work, or if the incorrect product is shipped, **return it in its original shipping carton with all accessories in “like new” condition** for full credit or replacement within 30 days of purchase. **Electronic components returned to Rice Lake must be properly packaged to prevent electrostatic discharge (ESD) damage in shipment.** Packaging requirements are listed in the publication, “Protecting Your Components from Static Damage in Shipment,” available online or from our returns department. This policy and the 30-day limit also apply to any products drop-shipped directly from the manufacturer.

Please note that if an incorrect quantity of product was shipped, Rice Lake must be contacted within 10 days of the purchase. Upon notification, we will immediately correct the situation.

A restocking charge will apply if equipment is not in like-new condition. The restocking charge is directly proportional to the amount of time and material required to return the item to resalable condition—we will make every effort to do this quickly and economically. Equipment that has been abused and/or shows signs of excessive wear and cannot be reconditioned and resold will not be accepted for return or credit after excessive wear or modification.

As Applied to Drop Shipments

All Rice Lake return guidelines apply to products drop-shipped directly from the manufacturer. If a perceived error occurs, Rice Lake will investigate to the best of our ability to determine if the error occurred prior to shipping, during shipping, or at the end user site. If our records and subsequent investigation indicate that the shipment was correct when it left our factory, our responsibility extends only to the authorized reseller, not their end user. Our standard product warranty notes that our coverage extends only to equipment and systems **properly installed by an authorized reseller.**

Obtaining an RMA

A return authorization number (RMA) is required for all materials being returned to Rice Lake for credit. Flat rate repairs require purchase orders at time of RMA issuance.

When returning equipment for repair or warranty reimbursement consideration, these simple steps will help to expedite your request:

1. Call our returns department.
2. Please have your customer number and both the item description and problem for a repair.
3. Please have the original sales order or invoice number for items to be returned for credit or warranty. NOTE: See return policy
4. An RMA number will be given for eligible returns. This RMA number may also be faxed or emailed per your request.

Return Shipments Outside the United States for Repair, Warranty, Calibration or Other Services and Re-export.

For shipment to the U.S.:

1. The commercial invoice must include the following statement:
 - a. “These goods are being returned for maintenance under”
 - i. Goods Made in the USA -- “HTS 9801.00.1012”
 - ii. Goods NOT made in the USA -- “HTS 9801.00.2500”
2. The commercial invoice must list items individually and include the fair market value of the item based on its present condition for customs purposes only.
3. Please reference original Rice Lake commercial invoice number and date item was purchased if applicable.
4. Please note that failure to follow these procedures may cause delay and will certainly incur extra charges that will NOT be absorbed by Rice Lake.

Return Shipments Outside the United States Other Than for Repair, or Service Work Not Being Returned.

For shipment to the U.S.:

1. The commercial invoice must include the following statement:
 - i. Goods Made in the USA -- “HTS 9801.00.1045”
 - ii. Goods NOT made in the USA -- “HTS 9801.00.2500”
2. The commercial invoice must list items individually and include the fair market value of the item based on its present condition for customs purposes only.
3. Please reference original RLWS commercial invoice number and date item was purchased if applicable.
4. Please note that failure to follow these procedures may cause delay and possible reduction in your refund.
5. Please be advised that you may qualify for a refund of your duties and should contact your local customs authority for instructions and forms.

Special Order, Modified, Non-Catalog, or Non-Stock Items

Due to the added resources and difficulty in reselling special or non-standard products, returns or credit are not allowed for special order equipment, special software programs, equipment physically modified or altered in the field, discrete electronic components, relays, manuals or opened software packages.

Test Weights

All weights returned for credit will be assessed a restocking charge because of the required inspection and verification. Credit is not allowed for serialized weights, calibration or traceable services performed on weights.

Balances

Balances returned for credit within 30 days of purchase may be subject to a restocking fee if assessed by balance manufacturer.

Warranty and Limitation of Liability

Carrier Product Damage

As part of our commitment to customer satisfaction and in accordance with ISO 9001 standards, we make every attempt to pack our products so they will arrive in new condition.

Occasionally due to rough handling or carelessness, product may arrive in a damaged condition. When this happens, don't assume that the shipment left Rice Lake in that condition or that the original packing was not sufficient.

The receiver, whether it is the authorized reseller or their customer, is responsible for making a notation of damaged or missing items when signing the carrier's delivery receipt. If you or your customer are not sure whether there is damage, we suggest adding a statement "CONDITION UNKNOWN" to the delivery receipt. In the event that damage or missing items are not properly documented at time of receipt, the carrier is relieved of responsibility and the receiver is then responsible for the cost to get the product back to new condition.

After the damage or shortage has been properly noted with the carrier, contact Rice Lake immediately and keep all the original packaging material for inspection by the carrier's representative. It is also helpful in the claim process to take pictures of the condition of the packaging and damage.

When drop-shipping items to your customers, it is imperative that you advise them of their responsibility in accepting shipments from common carriers. Even if the equipment is not expected to be installed or used for a period of time, the shipment must be inspected at time of receipt in order to preserve their rights for making a claim.

How to Prepare a Balance for Shipment

The best and most effective method for shipping a balance at any time and for any reason is to use the original manufacturer's packaging materials and subsequently double box it as described below. Teach your Customers to retain the packing set. Please remember that due to the nature of the equipment, new packaging materials can be very expensive.

In the event that the original manufacturer's packaging materials are not available, follow these instructions for top loading balances.

1. Remove the weighing platform cover, support buttons, weighing platform, floor plate and other devices installed in the weighing chamber. Pack these pieces individually in bubble wrap and tape the wrapping closed. Follow this same procedure for AC adapters and power cords. Please note that AC adapters and power cords are necessary to adequately evaluate the problem.
2. Examine the device (refer to the operating instructions) and if necessary, re-install or tighten any shipping screws/retaining devices to prevent damage to the weighing mechanism during shipment.
3. If the floor plate is not removable, ensure it is securely in place and cannot come loose during shipment, even if the balance is inverted. Do NOT invert the balance to test the security of the floor plate.
4. Clean the device of any loose debris or potential contaminants to our testing facility.

5. Prepare and sign a Statement of Decontamination (form #0679). This form MUST be included in a separate packing list envelope on the outside of the box with the "Statement of Decontamination" statement clearly visible.
6. Using Scotch tape or "speed" tape, tape all the glass doors on the device CLOSED. Be sure the tape is securely affixed and will not come off during shipment. Please note that on some devices, the glass breeze break around the weighing chamber can actually be disassembled and packed separate prior to shipment. Refer to the manufacturer's operating instructions. If this is a feature of the device being return, disassemble the breeze break and pack it in its own packing material and box.
7. Use a large box that will provide a minimum of three inches of space around the device for loose-fill packing material.
8. Place a padding of foam or Styrofoam™ (at least one-inch thick) at the bottom of the box.
9. Place the balance in a large plastic bag and seal the bag closed.
10. Please put the device on top of the foam padding or Styrofoam from step 8 above.
11. Ensure that there is at least three inches of clearance between the top of the balance and the top of the box.
12. Using generous amounts of anti-static, loose-fill packing material, fill all the spaces around the balance. Shake the box to cause the material to settle and add additional loose fill as necessary.
13. Place the small box containing all the items from step 1 above on top of the loose fill covering the balance. Add additional loose fill to completely cover all items within the box.
14. Double pack this box in another box that will again provide an additional two inches of space around the inner box. Fill all existing space between the inner and outer box with copious amounts of anti-static loose fill packing material.
15. Seal the box and include all the necessary documentation on the outside of the box. Don't forget the decontamination form (form #0679) from step 5 above.

Repair Service Policies

Our service department is staffed Monday through Friday from 6:30 a.m. to 6:30 p.m., and Saturday from 8:00 a.m. to noon, Central time. For those utilizing the conveniences of the Internet, we have an e-mail address dedicated to technical support. Please contact Rice Lake at service@ricelake.com for answers to your technical questions and the status of repair products during normal business hours.

Standard Repair Service Policy and Rates

We provide quality and timely repairs for the products we sell. Flat rate repair is offered for selected models of indicators, printers and remote displays. Prior to returning a product for repair, our returns department will work with you to determine some key factors that will help Rice Lake better serve you. Please provide the following via phone to extensions 5348 or an RMA form.

Warranty and Limitation of Liability

- Customer Number: Without a customer number we cannot issue an RMA number.
- Ship-to Address: Your customer number will bring up the bill-to address. You must inform Rice Lake of the ship-to address if it's different than the bill-to address.
- **Original sales and invoice orders: Required on warranty claims.**
- Freight Type: Unless stated otherwise, we ship the device back to you utilizing the same freight type in which we received it. If Rice Lake is responsible for freight charges, the carrier will be selected at the sole discretion of Rice Lake.
- **Definition of Product and Problem: Please provide as much detail as possible regarding the type of product, application and problem.**
- Purchase Order Number for Flat Rate Repair: Once we receive the equipment and the RMA, equipment for flat rate repair will be processed immediately. Other equipment will be evaluated and a minimum \$45.00 evaluation charge will apply.

You may be asked about the possibility of a new replacement product. It may be in your customer's best interest to explore the option of purchasing a new product if the repair will exceed 50 percent of authorized reseller net price, since new products carry full-warranty benefits.

Please note that our hourly service rate on all current Rice Lake products is \$125.00/hour. There is a 120-day limited warranty on parts and workmanship performed and noted under the scope of the specific repair.

Balance Repair Policy and Rates

We offer repair support on the following balance models:

- All Rice Lake brand models

Once we receive the equipment and the RMA form, an estimate will be prepared.

A minimum charge of one hour will apply.

Please note that the hourly service rate on all balances is \$125.00/hour. All balance repairs are covered by a 90-day limited warranty on parts and workmanship performed and noted under the scope of the specific repair. Balances must be packaged to adequately protect them from damage in transit. Please refer to "How to Prepare a Balance for Shipment" available on our website and from our returns department.

Test Weights

No returns will be accepted for items that are specifically modified for the customer's requirements. Examples of such modifications may include, but not necessarily limited to:

1. Weights that have been specifically built to the customer's specifications.
2. Standard product specifically modified to the customer's specifications.
3. Standard product engraved with serial numbers at the customer's request.
4. Laboratory procedure charges.
5. Laboratory documentation fees.

Load Cell Evaluation Policy, Repairs and Rates

We support, service, repair and perform warranty evaluations on all Rice Lake brand load cells. We also provide repair evaluation for other manufacturers' load cells through each manufacturer's established service policies.

Power Conditioning Policy

Rice Lake Weighing Systems recommends the installation of AC and/or DC transient protection which has proven to be effective in significantly reducing both the frequency and degree of damage caused by AC and/or DC transient voltage occurrences. Rice Lake Weighing Systems does not warrant or guarantee any transient protection device against damage or repair sold by it or any of its representatives or authorized resellers. Rice Lake Weighing Systems does not warrant or guarantee any scale-related or other electrical/electronic device against damage or repair which is intended to be protected by any transient protection device sold by it or any of its representatives or authorized resellers. Any damage or repair expense resulting from a transient strike or occurrence including the transient device itself, as well as the components intended to be protected, will not be at the expense of Rice Lake Weighing Systems. No other warranty or guarantees—express or implied—contrary to this written policy are supported or acknowledged by Rice Lake Weighing Systems.

Field Service Rate Policy

For field service, we provide the services of highly-trained professionals for the following rate: \$1,080.00 list per work day (not to exceed eight work hours). Additional daily hours are prorated at \$200.00/hour.

An additional 50 percent charge is added for services performed on Saturday and Sunday. The authorized reseller is responsible for travel expenses between Rice Lake, Wis. and the job location, regardless of the mode of transportation. Meals, lodging and shipment of special equipment to and from the on-site location are billed to you at cost.

Warranty and Limitation of Liability

Exchange Board Policy

Exchange Procedures

Simply call Rice Lake Weighing Systems' service department and specify the exchange circuit board you require. If an exchange board is available, we issue a return authorization number for your return and immediately ship you a reconditioned circuit board.

Upon receipt of your returned product, an inspection is made to ensure that it can be rebuilt or repaired. If it meets the inspection/analysis criteria for our exchange program, a credit is immediately applied to your account. Credit is not issued on any returned product that, upon inspection and analysis by our service department, is determined to be unrepairable or obsolete. Circuit boards that have been physically altered or modified are not eligible for exchange. If your return does not qualify under these guidelines, you are contacted and disposition of your return is mutually agreed upon.

Discontinued products' exchange boards may have limited availability.

Warranty

We offer a 120-day limited warranty on exchange circuit boards. The replacement board exchange list price is 80% of the new board list price. All level 1, 2, 3 and 4 authorized resellers receive a 25% discount off of the board exchange list price.

Note: An \$85.00 exchange board credit is given when a usable board is returned.

Circuit Board Inspection/Analysis

All incoming boards are subject to an inspection to determine if they are eligible for our exchange program. A returned board is considered eligible for the exchange board program provided it:

- has all its traces intact.
- does not contain corrosion, burn marks or lightning damage.
- has not been field-repaired using incorrect soldering or service techniques.
- has not been painted or coated with a foreign substance.
- Sense traces are cut. If so, no core credit.

Upon passing inspection, a credit for your returned board is immediately applied to your account.

REPAIR BOARD EXCHANGE EXAMPLE:

IQ plus® 355

Exchange Board List	\$360.00
LESS 25% Authorized Reseller Discount	\$270.00
Exchange Board Credit.....	\$85.00
Final Net Price	\$185.00

COMPARE AND SAVE:

IQ plus® 355

New Board List	\$445.00
LESS Max Discount.....	\$289.25
You Save	\$107.25

EXCHANGE CIRCUIT BOARDS

Part #	Model	Board Type	Exchange List Price	Authorized Reseller Net	FINAL NET Price*
Indicators*					
99346	120 reconditioned, internal connector	CPU	Consult	Consult	Consult**
68442	IQ plus® 355 reconditioned	DISP/CPU	Consult	Consult	Consult
68439	IQ plus® 390 reconditioned	DISP/CPU	Consult	Consult	Consult
85930	420 reconditioned	CPU	Consult	Consult	Consult
94559	420 HE reconditioned	CPU	Consult	Consult	Consult
83132	520 reconditioned	CPU	Consult	Consult	Consult
88810	IQ plus® 590 reconditioned	CPU	Consult	Consult	Consult
19278	UMC 600/IQ 700 reconditioned, RFI.....	CPU	Consult	Consult	Consult
105923	720i™ reconditioned	CPU	Consult	Consult	Consult
101399	820i dual chn. reconditioned	CPU	Consult	Consult	Consult
97267	820i® signal chn. reconditioned	CPU	Consult	Consult	Consult
83133	920i® reconditioned (Rev L and above)	CPU	Consult	Consult	Consult
100345	320IS CPU board reconditioned	CPU	Consult	Consult	Consult
Remote Displays*					
85932	LaserLight® reconditioned	CPU	Consult	Consult	Consult

* After the \$85.00 exchange board credit has been issued to your account. Board exchange list prices are subject to change without notice based on 80% ratio to new board pricing.

**The 80% exchange list price or the \$85.00 exchange credit may not apply to these boards

USING YOUR MECHANICAL SCALE PARTS CATALOG

The *Rice Lake Weighing Systems Mechanical Scale Parts* catalog contains the most comprehensive selection of replacement parts and kits available. All parts are newly manufactured by Rice Lake Weighing Systems and consist of high-grade tool steel. Our stringent quality assurance program ensures conformance to exacting tolerances. If you need a part not listed, call us with the main lever casting number. We may have it available as a used or reconditioned part via our nationwide replacement parts network.

The catalog format is designed to enable you to quickly reference a wide range of mechanical scale parts information. Replacement parts and kits are grouped by manufacturer and color coded for easy access.

REPLACEMENT PARTS

PRICE INDEX

If you already know your Rice Lake Weighing Systems part number, refer to the parts price index to quickly find the page number(s) where the part can be located and the suggested list price.

CROSS REFERENCE

If you know the scale manufacturer's original part number, this section cross-references it to the Rice Lake Weighing Systems part number and the page number(s) where the part can be located.

INDIVIDUAL SCALE PARTS

The individual scale parts section provides information that will verify if the part meets required specifications. Each part is presented with the original scale manufacturer's part number (if available), part size, a brief description, the suggested list price and, in most cases, drawings. Several models of Mettler-Toledo® and Fairbanks® scales are presented with an illustrated parts breakdown to aid in the identification of parts.

KITS

Kits provide everything needed to rebuild the scale suspension and/or pivots and bearings, returning them to their original operating performance.

PRICE INDEX

If you know your Rice Lake Weighing Systems kit part number, refer to the kit price index to quickly find the price and the page number(s) where it can be located. A kit selection is offered for each scale manufacturer listed, with the exception of Exact Weight.

CROSS REFERENCE

Original Fairbanks and Howe kit numbers are cross-referenced to the Rice Lake Weighing Systems part number and the page number(s). Cardinal® and Hardy® kits are referenced by capacity to the Rice Lake Weighing Systems part number and page number(s).

INDIVIDUAL KITS

Refer to the individual kits section for a comprehensive selection of scale kits. Each kit listed is referenced to the scale type, model(s) and size(s). For motor truck scales, kit numbers and part breakouts are given at the top of the page. Suspension kits follow the pivot and bearing kits for the same scale model(s).

QUICK PARTS ORDERING

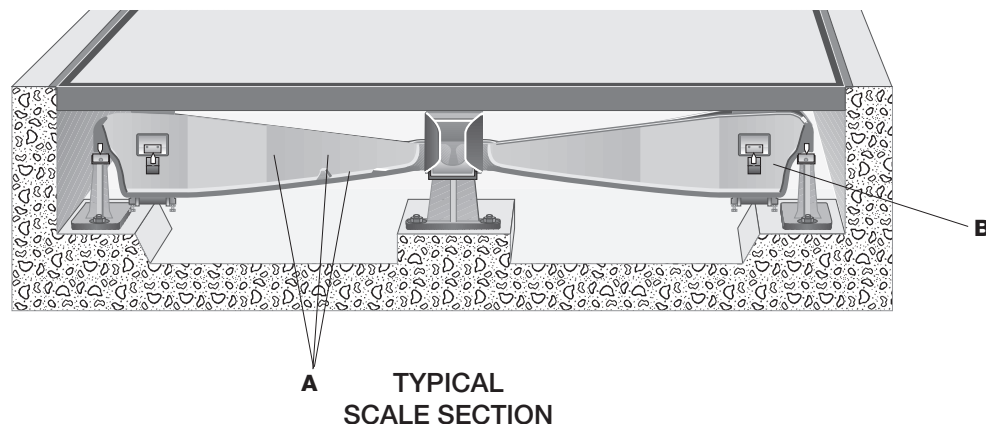
When ordering parts or kits, the following guidelines will help to ensure you receive the correct replacement parts.

- Identify the manufacturer, size, capacity and number of sections in your scale. One pair of main levers constitutes a section, as illustrated below.
- Know the scale's main lever casting number. Main levers are the main load bearing levers in the scale, located directly under the I-beams. Casting numbers will be found cast into the lever, or in the case of steel levers, stamped in or stenciled on. A wire brush may be necessary to help identify the number. Point **A** below identifies typical casting number locations. If you are having difficulty finding the casting number, check all of the main levers.

- If you can't find a casting number from any main lever, use the casting number from one of the suspension parts, such as the saddle or trunnion block. Measure the distance between the pivots and identify the type of pivots. Point **B** below identifies the location of suspension parts.

Note: Although main lever casting numbers are not indexed or cross referenced in our catalog, they are shown at the top of Individual Scale Parts pages.

- Be careful not to use the transverse lever casting number, as many different transverse levers can be used with the same main levers. Transverse lever casting numbers are not illustrated in this catalog.
- Be careful not to give the lever multiples such as M=6 or X=6. Many different types of levers have the same multiple.



A TYPICAL SCALE SECTION

METTLER-TOLEDO

METTLER-TOLEDO®

Mettler-Toledo Price Index By Rice Lake Weighing Systems PN

RL PN	SUGGESTED LIST	PAGE #	RL PN	SUGGESTED LIST	PAGE #	RL PN	SUGGESTED LIST	PAGE #
10797	CONSULT	34	108684	CONSULT	35	T126	CONSULT	22
11417	CONSULT	20	108895	CONSULT	38	T127	CONSULT	22
11419	CONSULT	20	108927	CONSULT	35	T128	CONSULT	22, 31
11421	CONSULT	20	108928	CONSULT	35	T129	CONSULT	22, 31
11423	CONSULT	20	109234	CONSULT	35	T130	CONSULT	22,31
15263	CONSULT	31	109270	CONSULT	38	T131	CONSULT	22
15276	CONSULT	23	109695	CONSULT	38	T132P	CONSULT	30
22251	CONSULT	37	109323	CONSULT	38	T133P	CONSULT	30
22252	CONSULT	37	130407	CONSULT	38	T134P	CONSULT	30
22268	CONSULT	37	130408	CONSULT	38	T135P	CONSULT	26
22269	CONSULT	37	131376	CONSULT	38	T136L	CONSULT	24
22271	CONSULT	37	156254	CONSULT	35	T137C	Reference RL Part #11423	
22272	CONSULT	37	156255	CONSULT	34	T139	CONSULT	21
22273	CONSULT	37	H655P	CONSULT	30	T141	CONSULT	24
22274	CONSULT	37	H624	CONSULT	31	T142L	CONSULT	24
22276	CONSULT	37	H691	CONSULT	31	T146P	CONSULT	27
22277	CONSULT	37	P701	CONSULT	31	T150P	CONSULT	26
30302	CONSULT	37	P702	CONSULT	31	T151P	CONSULT	26
33915	CONSULT	37	P705	CONSULT	34	T153P	CONSULT	28
69784	CONSULT	34	P707	CONSULT	34	T154	CONSULT	32
71043	CONSULT	34	P716P	CONSULT	30	T155	CONSULT	32
71602	CONSULT	34	T101	CONSULT	21	T156	CONSULT	32
99155	CONSULT	25	T104	CONSULT	21	T161P	CONSULT	26
100268	CONSULT	35	T106	CONSULT	21	T162	CONSULT	21
100269	CONSULT	35	T109	CONSULT	21	T165P	CONSULT	30
100270	CONSULT	35	T113	CONSULT	21	T166P	CONSULT	29
101102	CONSULT	35	T116	CONSULT	21	T167P	CONSULT	29
101169	CONSULT	37	T117	CONSULT	19	T168P	CONSULT	28
101563	CONSULT	34	T122P	CONSULT	26	T169P	CONSULT	28
104164	CONSULT	35	T123P	CONSULT	26	T170P	CONSULT	29
108202	CONSULT	38	T124P	CONSULT	26			
108612	CONSULT	38	T125	CONSULT	22			
108662	CONSULT	35						
108663	CONSULT	35						

*Item obsolete or discontinued. When remaining stock is depleted, published prices are withdrawn and the item is subject to a special order quote.

XX Call for details.

Mettler-Toledo Price Index By Rice Lake Weighing Systems PN

RL PN	SUGGESTED LIST	PAGE #	RL PN	SUGGESTED LIST	PAGE #	RL PN	SUGGESTED LIST	PAGE #
T176P	CONSULT	29	T213L	CONSULT	33	T259	CONSULT	19
T177P	CONSULT	29	T215L	CONSULT	24	T260P	CONSULT	19
T178P	CONSULT	29	T217	CONSULT	24	T261	CONSULT	19
T179P	CONSULT	29	T220L	CONSULT	24	T524	CONSULT	19
T180P	CONSULT	29	T221	CONSULT	24	T529	CONSULT	32
T181P	CONSULT	29	T222	CONSULT	25	T530	CONSULT	32
T182P	CONSULT	29	T229	CONSULT	28	T531	CONSULT	32
T184P	CONSULT	29	T230	CONSULT	28	T533P	CONSULT	XX
T188P	CONSULT	26	T231P	CONSULT	30	T538	CONSULT	XX
T190P	CONSULT	28	T232P	CONSULT	30	T547	CONSULT	32
T194P	CONSULT	29	T235	CONSULT	XX	T548	CONSULT	32
T197P	CONSULT	27	T239P	CONSULT	19	T553	CONSULT	22
T200	CONSULT	28	T241P	CONSULT	28	T554	CONSULT	XX
T202P	CONSULT	29	T245	CONSULT	24	T555	CONSULT	22
T203P	CONSULT	XX	T246	CONSULT	25	T556	CONSULT	22
T204	CONSULT	28	T254P	CONSULT	19	T558P	CONSULT	30
T207	CONSULT	33	T255	CONSULT	19	T562P	CONSULT	30
T208	CONSULT	33	T256	CONSULT	19	T572	CONSULT	22
T209	CONSULT	33	T257	CONSULT	19			
T210L	CONSULT	33	T258	CONSULT	19			
T211	CONSULT	33						
T212	CONSULT	33						

*Item obsolete or discontinued. When remaining stock is depleted, published prices are withdrawn and the item is subject to a special order quote.

XX Call for details..

Mettler-Toledo Cross Reference By Equivalent Mettler-Toledo Number

METTLER-TOLEDO®

EQUIV. METTLER-TOLEDO #	RL PN	PAGE #	EQUIV. METTLER-TOLEDO #	RL PN	PAGE #
3030	15244	XX	22507	T167P	29
3101	69784	34	22535	T168P	28
3102	71043	34	22544	T169P	28
3103	P707	34	23013	T241P	28
3104	P705	34	23048	T135P	26
3105	P716P	30	23275	T530	32
3107	H655P	30	23282	T548	32
3108	H691	31	23443	T531	32
3109	10797	30	23603	T208	33
3110	P701	31	23607	T202P	29
3111	P702	31	23608	T211	33
4018	T217	24	23609	T213L	33
5334	T220L	24	23610	T155	32
5339	T537	23	23615	T184P	29
5350	T222	25	23616	T156	32
6008	T251	XX	23620	T181P	29
7369	T117	19	23622	T529	32
7967	T221	24	23624	T180P	29
8618	T142L	24	23627	T547	32
8619	T141	24	23631	T179P	29
8946	T188P	26	23651	T207	33
11780	T124P	26	23662	T209	33
11785	T135P	26	23666	T182P	29
14662	T116	21	23667	T210L	33
14764	T246	25	23668	T212	33
17212	T109	21	23669	T154	32
17213	T104	21	23674	T194P	29
17214	T245	25	23829	T166P	29
17215	T215L	24	23940	T145P	XX
17217	99155	25	23941	T146P	27
17231	T113	21	23942	T147P	XX
17251	T151P	26	23944	T139	21
17806	T101	21	23947	15276	23
18399	T178P	29	23976	T190P	28
19652	T106	21	24321	T200	28
21005	T136L	24	24322	T230	28
21620	T133P	30	24328	T229	28
22398	T101	21	25648	T176P	29
22461	T162	21	25649	T177P	29
22483	T132P	30	26829	T204	28
22501	T161P	26	30170	T174P	XX
22503	T170P	29	32343	T153P	26

Mettler-Toledo Cross Reference By Equivalent Mettler-Toledo Number

EQUIV. METTLER-TOLEDO #	RL PN	PAGE #
32344	T153PSS	XX
32351	T123P	26
37786	T169PSS	XX
39154	T165P	18, 30
39285	T130	22, 31
39926	T196P	XX
39931	T199P	XX
39947	T569	XX
39955	T198P	XX
39956	T195P	XX
39957	T197P	27
46186	T125	22
46188	T126	22
46189	T127	22
46190	T131	22
46899	T134P	30
47027	T129	22, 31
47030	T128	22, 31
47238	T232P	30
47241	T231P	30
49811	T218P	XX
49820	T252	XX
49827	T253	XX
49839	T260P	19
49854	T239P	19
49857	11423	20
49862	T524	19
49868	11417	20
49869	11419	20
49870	11421	20
66022	T190PSS	XX
72294	T555	22
72369	T562P	30
73124	T558P	30
73162	T556	22
73687	T553	22
75337	T124P	26
75565	T123P	26
75936	T135P	26
75997	T122PSS	XX
80261	T254P	19
80278	T258	19
80280	T257	19
80282	T256	19
80284	T261	19

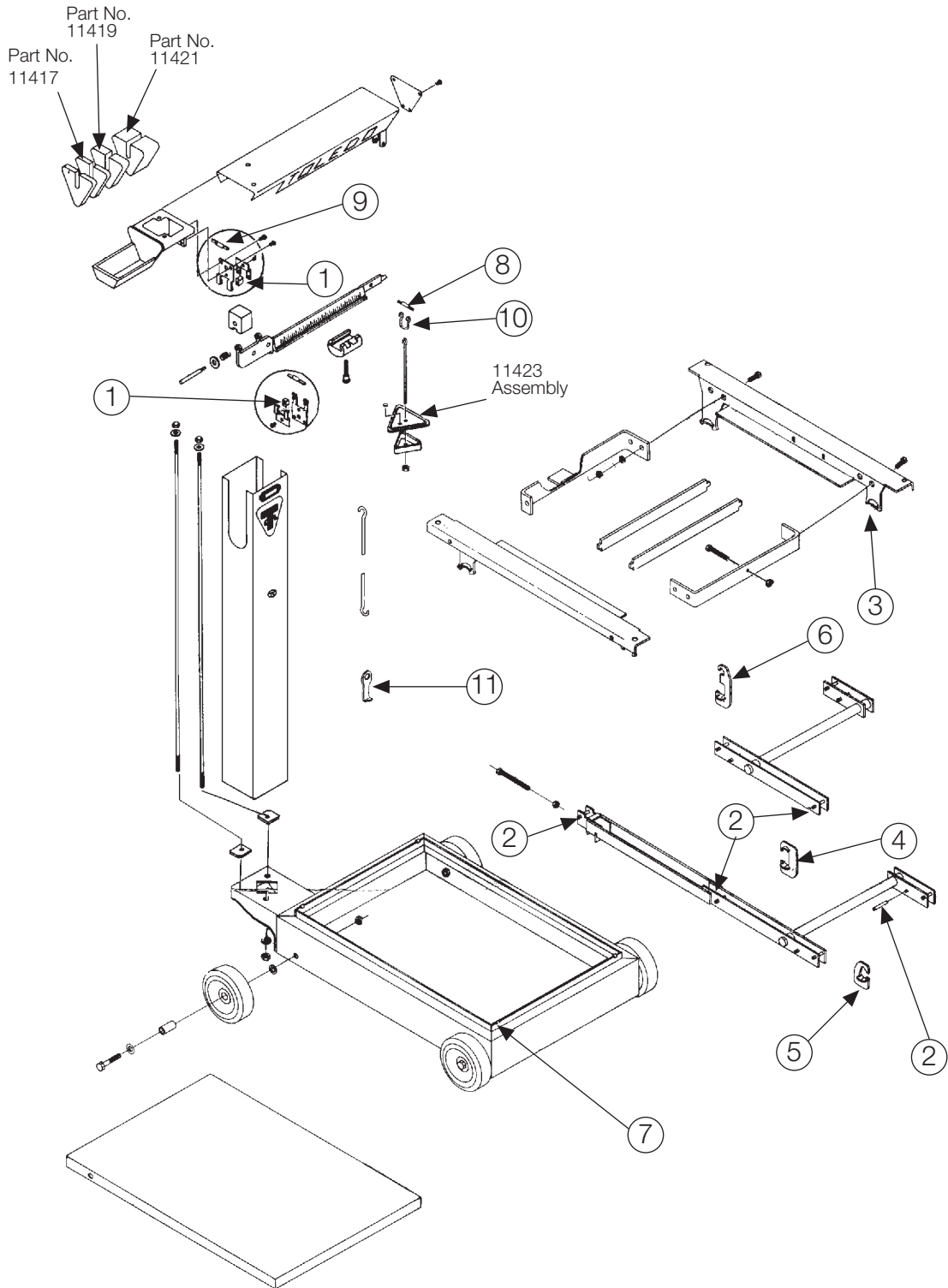
EQUIV. METTLER-TOLEDO #	RL PN	PAGE #
80285	T259	19
81405	T577	XX
92959	T529	32
92960	T547	32
12765100A	T255	19
127666	11417	20
127667	11419	20
127668	11421	20
127698	T258	19
127699	T257	19
12770000A	T256	19
12824100A	T259	19
235156	T572	22
10010400A	22252	37
10010600A	22276	37
10010900A	22275	37
10011300A	22274	37
10011400A	22269	37
10011500A	22273	37
10011500B	22272	37
10011700A	22251	37
10011800A	22268	37
10015600A	22277	37
MN21018	130408	38
MN31797	108895	XX
MN32058	109270	38
MN61063-13	108684	XX
MZ0909000004	22301	XX
MZ0909000005	108202	38
MZ0909000012	109695	38
TA000088-008	100268	35
TA000088-012	101102	35
TA000088-015	104164	35
TA000088-026	100269	35
TA000088-035	100270	35
TA200712-2	108663	35
TA200764	71602	34
TA200814	101563	34
TA200835-1	156255	34
TA200937-2	109234	35
TA200937-3	108927	35
TA200937-4	108928	35
TA203173		XX
TA205337	156254	35
TN200050	108612	XX
TN201975	131376	40

METTLER-TOLEDO®

Mettler-Toledo Scale Parts Reference







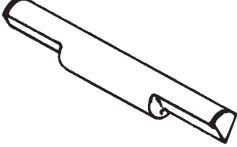


For Model 4181 and 4182 Portable Beams and Ohaus D500M

METTLER-TOLEDO®



Individual Mettler-Toledo Scale Parts

For Model 4181 and 4182 Portable Beams

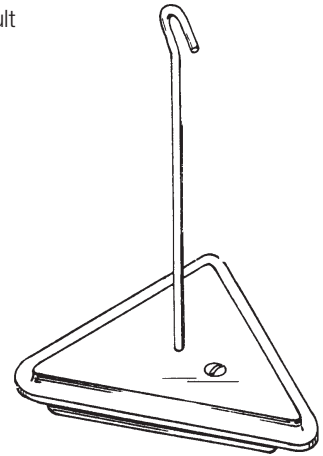
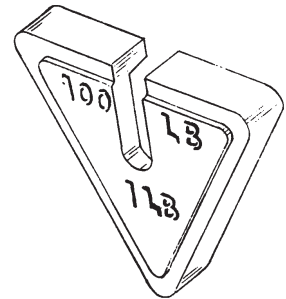
REF	RL PN	QTY	DESCRIPTION	SUGGESTED LIST	
*1	T117	4	Equiv. Mettler-Toledo no. 7369 Size: 1/2 in x 1/2 in x 1/2 in Hole size 0.201 In Bearing-beam, load and fulcrum	Consult	
*2	T254P	1	Equiv. Mettler-Toledo no. 80261 Size: 5/16 in sq x 1 5/8 in (L) Pivot, load, fulcrum and nose Fits models 4181 and 4182	Consult	
*3	T255	4	Equiv. Mettler-Toledo no. 4440, 12765100A Size: 3/16 in x 3/4 in W x 1 5/16 in (L) Bearing, load and all loops Fits models 4181 and 4182	Consult	
*4	T256	1	Equiv. Mettler-Toledo no. 80282, 12770000A Size: 3/16 in x 2 1/8 in W x 3 1/2 in (L) Center loop assembly Fits models 4181 and 4182	Consult	
5	T257	2	Equiv. Mettler-Toledo no. 127699 (80280 Old) Size: 3/16 in x 2 1/8 in W x 2 7/8 in (L) Short fulcrum hook assembly Fits models 4181 and 4182	Consult	
6	T258	2	Equiv. Mettler-Toledo no. 127698 (80278 Old) Size: 3/16 in x 2 1/8 in W x 4 3/4 in (L) Long fulcrum hook assembly Fits models 4181 and 4182	Consult	
7	T259	4	Equiv. Mettler-Toledo no. 80285, 12824100A Size: 5/16 in (Dia) x 1/4 in (L) Support fulcrum hook Fits models 4181 and 4182	Consult	
*8	T260P	1	Equiv. Mettler-Toledo no. 49839 Size: 5/16 in x 9/16 in pivot edge x 1 15/16 in (L) Tip pivot, beam	Consult	
*9	T239P	2	Equiv. Mettler-Toledo no. 49854 Size: 5/16 in x 9/16 in pivot edge x 2 1/8 in (L) Fulcrum and load beam pivot	Consult	
10	T524	1	Equiv. Mettler-Toledo no. 49862 Size: 1 in W x 1 3/4 in H Tip loop, beam	Consult	
*11	T261	1	Equiv. Mettler-Toledo no. 80284 Nose iron hook	Consult	

Order kit no. T-80-K

Individual Mettler-Toledo Scale Parts




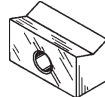

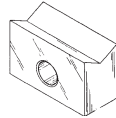
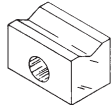
Counterpoise Weights and Hangers for Models 4180, 4181, 4182

RL PN	DESCRIPTION	SUGGESTED LIST
11417	Equiv. Mettler-Toledo no. 127666 (49868 old) Weight: 100 lb x 1 lb Counterpoise weight	Consult
11419	Equiv. Mettler-Toledo no. 127667 (49869 old) Weight: 200 lb x 2 lb Counterpoise weight	Consult
11421	Equiv. Mettler-Toledo no. (49870 old) Weight: 500 lb x 5 lb Counterpoise weight	Consult
11423	Equiv. Mettler-Toledo no. 127665 (49857 old) Weight: 14 oz Counterpoise hanger	Consult



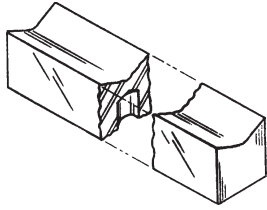
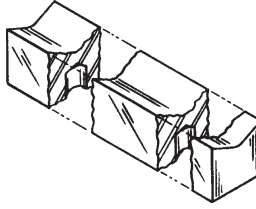
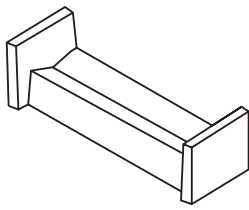
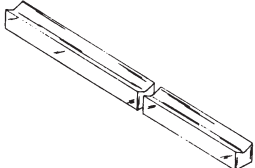
Individual Mettler-Toledo Scale Parts

Bearings

RL PN	DESCRIPTION	SUGGESTED LIST	
T101	Equiv. Mettler-Toledo no. 17806, 22398 Size: 1 3/16 in (Dia) Fulcrum and load bearing, used in industrial Bench and portable dials, etc	Consult	
*T116	Equiv. Mettler-Toledo no. 14662 Size: 1/2 in x 1/2 in x 13/16 in (L) Hole size: 0.201 in	Consult	
T113	Equiv. Mettler-Toledo no. 17231 Size: 5/8 in x 3/4 in x 13/16 in (L) Hole size: 0.323 in	Consult	
T109	Equiv. Mettler-Toledo no. 17212 Size: 5/8 in x 3/4 in x 1 15/16 in (L) Hole size: 0.323 in	Consult	
T106	Equiv. Mettler-Toledo no. 19652 Size: 7/8 in x 7/8 in x 1 1/4 in (L) Hole size: 0.394 in	Consult	
T104	Equiv. Mettler-Toledo no. 17213 Size: 7/8 in x 1 1/4 in x 2 in (L) Hole size: 0.515 in	Consult	
*T139	Equiv. Mettler-Toledo no. 23944 Size: 1 in x 1 1/4 in x 2 in (L) Hole size: 0.515 in	Consult	
T162	Equiv. Mettler-Toledo no. 22461 Size: 1 1/4 in x 1 3/4 in x 2 in (L) Hole size: 5/8 in pin T569 pin and T570 snap ring	Consult	

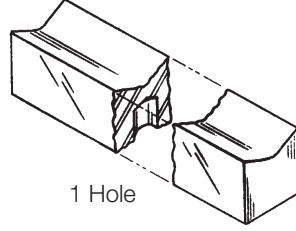
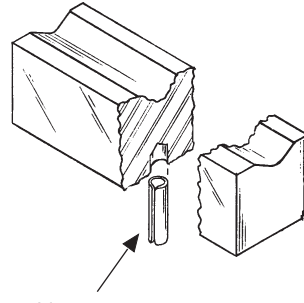
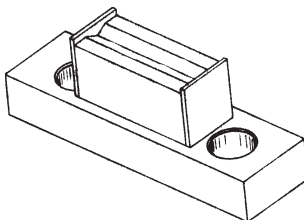
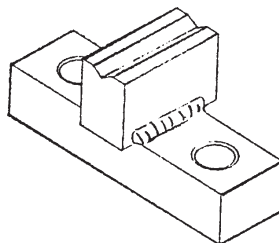
Individual Mettler-Toledo Scale Parts

Bearings (cont.)

RL PN	DESCRIPTION	SUGGESTED LIST	
T128	Equiv. Mettler-Toledo no. 47030 Size: 5/8 in x 5/8 in x 3 15/16 in (L)	Consult	
T129	Equiv. Mettler-Toledo no. 47027 Size: 5/8 in x 5/8 in x 4 11/16 in (L) 1/4 in (Hole)	Consult	
T130	Equiv. Mettler-Toledo no. 39285 Size: 5/8 in x 5/8 in x 5 5/8 in (L)	Consult	
T125	Equiv. Mettler-Toledo no. 46186 Size: 5/8 in x 5/8 in x 2 in (L) 3/16 in holes 1 1/4 center to center	Consult	
*T572	Equiv. Mettler-Toledo no. 235156 Size: 5/8 in x 5/8 in x 2 5/8 in (L) 3/16 in holes 1 1/2 center to center	Consult	
*T126	Equiv. Mettler-Toledo no. 46188 Size: 5/8 in x 5/8 in x 2 3/4 in (L) 3/16 in holes 1 1/2 center to center	Consult	
*T127	Equiv. Mettler-Toledo no. 46189 Size: 5/8 in x 5/8 in x 3 5/8 in (L) 1/4 in holes 2 1/4 center to center	Consult	
*T131	Equiv. Mettler-Toledo no. 46190 Size: 5/8 in x 5/8 in x 5 1/4 in (L) 1/4 in holes 3 1/4 center to center	Consult	
*T556	Equiv. Mettler-Toledo no. 73162 Size: 5/8 in x 5/8 in x 2 3/4 in (L) Friction plates included 1/4 in holes 1 1/2 center to center	Consult	
*T555	Equiv. Mettler-Toledo no. 72294 Size: 5/8 in x 5/8 in x 3 5/8 in (L) Friction plates included 1/4 in holes 2 1/4 center to center	Consult	
*T553	Equiv. Mettler-Toledo no. 73687 Size: 13/16 in x 13/16 in x 8 3/8 in (L) Total length: 16 3/4 in Ground in sets of two Fits saddle block no. 73668 and 94003	Consult	

Individual Mettler-Toledo Scale Parts

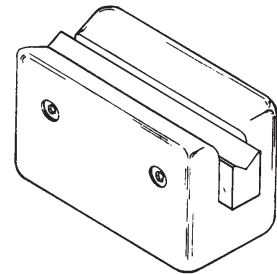
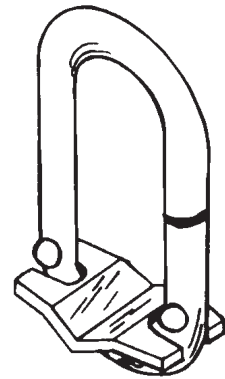
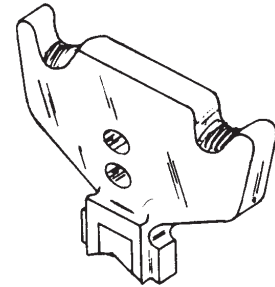
Bearings (cont.)

RL PN	DESCRIPTION	SUGGESTED LIST	
T128	Equiv. Mettler-Toledo no. 47030 Size: 5/8 in x 5/8 in x 3 15/16 in (L) Models: 2691-2791 Motor truck scales	Consult	 <p>1 Hole</p>
T129	Equiv. Mettler-Toledo no. 47027 Size: 5/8 in x 5/8 in x 4 11/16 in (L)	Consult	
T130	Equiv. Mettler-Toledo no. 39285 Size: 5/8 in x 5/8 in x 5 5/8 in (L) Models: 2592, 2692, 2792 Motor truck-steel lever	Consult	
H624	Equiv. Mettler-Toledo no. 3106 Size: 1 in x 1 in x 6 1/2 in Bearing, portable vehicle	Consult	 <p>Part No. 15263</p>
H691	Equiv. Mettler-Toledo no. 3108 Size: 1 in x 1 in x 4 in Bearing, portable vehicle	Consult	
P701	Equiv. Mettler-Toledo no. 3110 Size: 3/4 in x 6 in Bearing, portable vehicle 11/16 in holes	Consult	
P702	Equiv. Mettler-Toledo no. 3111 Size: 3/4 in x 2 1/4 in x 6 in Bearing, portable vehicle 11/16 in holes	Consult	

Individual Mettler-Toledo Scale Parts

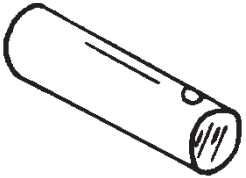

Bearings (cont.)

RL PN	DESCRIPTION	SUGGESTED LIST
T547	Equiv. Mettler-Toledo no. 23627, 92960 Size: 1 1/8 in thick at bearing x 3 1/8 in H x 4 1/4 in W Models: 2591, 2592, 2691, 2692, 2791, 2792 Support, connection link	Consult
T529	Equiv. Mettler-Toledo no. 23622, 92959 Size: 5 1/2 in x 4 3/8 in Bearing: 5/8 in x 5/8 in x 1 3/8 in Models: 2591, 2592, 2691, 2692, 2780, 2781, 2791, 2792, 2890, 2891 Casting no. 92959 Support, connection link	Consult
T548	Equiv. Mettler-Toledo no. 23282 Size: 7/16 in (Dia) x 2 3/4 in inside length Models: 2591, 2592, 2691, 2692, 2791, 2792 Link with bearing	Consult
T530	Equiv. Mettler-Toledo no. 23275 Size: 7/16 in (Dia) x 3 3/4 in inside length Models: 2591, 2592, 2691, 2692, 2792 Link with bearing	Consult
T531	Equiv. Mettler-Toledo no. 23443 Size: 9/16 in (Dia) x 3 3/4 in inside length Model: 2791 Link with bearing	Consult
T154	Equiv. Mettler-Toledo no. 23669 Size: 5 11/16 in overall length With insert T130 Models: 7900-7951 Fulcrum bearing retainer	Consult
T155	Equiv. Mettler-Toledo no. 23610 Size: 4 11/16 in overall length With insert T129 Models: 6900-6951, 7900-7951 Fulcrum bearing retainer	Consult
T156	Equiv. Mettler-Toledo no. 23616 Size: 3 15/16 in overall length With insert T128 Models: 4900-4951, 5900-5951, 6900-6951, 7900-7951 Fulcrum bearing retainer	Consult




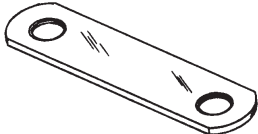
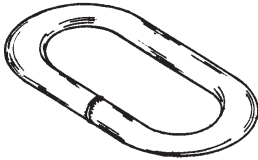
Individual Mettler-Toledo Scale Parts

Pins For Bearing On Built-in, Livestock, Cabinets

RL PN	DESCRIPTION	SUGGESTED LIST	
15276	Heads 30, 31, 32, 33, 40 Equiv. Mettler-Toledo no. 23947 Size: 5/16 in (Dia) x 1 5/8 in overall length Hole size: 1/8 in, 1 1/4 in center to center Models: 2242, 2282	Consult	
*T537	Equiv. Mettler-Toledo no. 5339 Size: 1/2 in (Dia) x 3 in overall length Hole size: 3/16 in Models: 2171, 2271, 2410, 2420, 2430 Pin Use cotter key PN 15244	Consult	

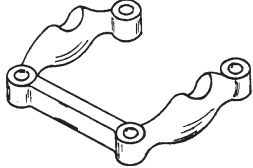
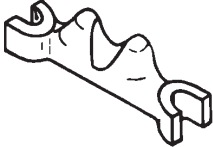
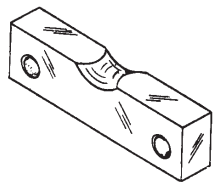
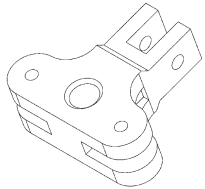
Individual Mettler-Toledo Scale Parts

For Portable Dial and Built-in Scales

RL PN	DESCRIPTION	SUGGESTED LIST	
T141	Equiv. Mettler-Toledo no. 8619 Size: 5/16 in x 1 in (L) Models: 31-1800, 31-1890, 2181, 2481, 2881, 8800 Pin, use with T142I and T246	Consult	
T217	Equiv. Mettler-Toledo no. 4018 Size: 7/16 in x 2 in (L) Models: 2151, 2191 pin, use with T215I and T245	Consult	
T221	Equiv. Mettler-Toledo no. 7967 Size: 5/8 in (Dia) x 2 7/16 in (L) Models: 31-1700, 31-2700, 2171, 2271, 2410, 2420, 2430 Pin, use with T220I	Consult	
T136L	Equiv. Mettler-Toledo no. 21005 Size: 1/8 in x 1 in x 4 3/8 in (L) Hole size: 7/16 in Models: 31-0850, 31-0860, 2030, 2031, 2041 2061, 2071, 2081, 2091, 0860, 0867, 0869, 0890 Link, suspension	Consult	
T142L	Equiv. Mettler-Toledo no. 8618 Size: 5/16 in x 2 1/4 in overall length Models: 31-1800, 31-1890, 2181, 2481, 2881, 8800 Loop or link, used with T141 and T246	Consult	
T215L	Equiv. Mettler-Toledo no. 17215 Size: 1/2 in x 3 1/4 in overall length Models: 2151, 2191 Loop or link, use with T217 and T245	Consult	
*T220L	Equiv. Mettler-Toledo no. 5334 Size: 5/8 in x 3 3/8 in inside length Models: 31-700, 31-2700, 2171 2271, 2410, 2420, 2430, Loop, use with T221 pin and T222 bar	Consult	






Individual Mettler-Toledo Scale Parts

For Portable Dial and Built-in Scales (cont.)

RL PN	DESCRIPTION	SUGGESTED LIST	
T246	<p>Equiv. Mettler-Toledo no. 14764 Size: 15/16 in H x 2 7/8 in W x 3 1/8 in (L) Models: 31-1800, 31-1890, and 2181, 2481, 2881, 8800 Bracket-link, use with T141 and T142L</p>	Consult	
T245	<p>Equiv. Mettler-Toledo no. 17214 Size: 1 in x 1 1/4 in x 4 1/2 in (L) Models: 2151, 2191, and 31-series floor scales Bar, link, use with T215L</p>	Consult	
T222	<p>Equiv. Mettler-Toledo no. 5350 Size: 3/4 in x 1 1/4 in x 4 5/8 in (L) Hole size: 7/16 in Models: 2171, 2271, 2410, 2420, 2430, 31-1700, 31-2700 Bar, link, use with T220L</p>	Consult	
99155	<p>Equiv. Mettler-Toledo no. 17217 Size: 2 in x 5 1/8 H x 5 5/8 Yoke: Use bearing: T104 Pin: T537 Link: T215L Link pin: T217</p>	Consult	

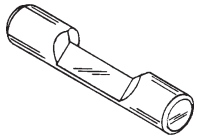
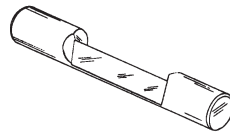
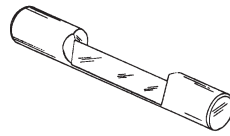
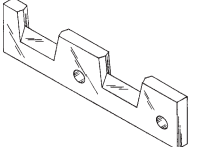
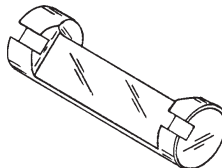
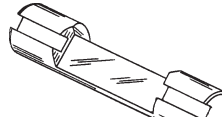
Individual Mettler-Toledo Scale Parts

Tapered Shank Pivots

RL PN	DESCRIPTION	SUGGESTED LIST
T122P	Equiv. Mettler-Toledo no. 11783, 23153 Size: 1/2 in (Dia) x 13/16 in H x 2 3/4 in (L)	
*T188P	Equiv. Mettler-Toledo no. 8946 Size: 1/2 in (Dia) x 13/16 in H x 2 3/16 in (L)	Consult 
*T123P	Equiv. Mettler-Toledo no. 75565, 32351 Size: 13/32 in (Dia) x 5/8 in H x 2 in (L)	Consult 
*T124P	Equiv. Mettler-Toledo no. 11780, 75337 Size: 1/4 in (Dia) x 7/16 in H x 1 17/32 in (L)	Consult 
*T135P	Equiv. Mettler-Toledo no. 11785, 75936 (23048 old) Size: 1/4 in (Dia) x 7/16 in H x 1 13/16 in (L)	Consult 

Individual Mettler-Toledo Scale Parts

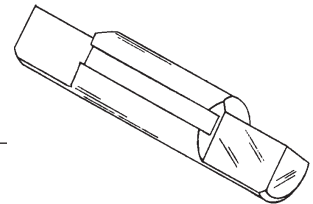
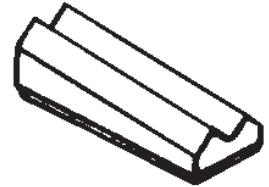
Pivots

RL PN	DESCRIPTION	SUGGESTED LIST	
T151P	Equiv. Mettler-Toledo no. 17251 Size: 1/2 in (Dia) large end x 2 in (L) Pivot edge: 7/8 in Used in portable models, long lever nose	Consult	
T150P	Equiv. Mettler-Toledo no. 8631, 49809 Size: 19/32 in (Dia) large end x 4 in (L) Pivot edge: 2 1/32 in	Consult	
T161P	Equiv. Mettler-Toledo no. 22501 Size: 5/8 in (Dia) large end x 2 13/16 in (L) Pivot edge: 1 5/16 in	Consult	
T153P	Equiv. Mettler-Toledo no. 32343 Size: 1/4 in thick x 1 in H x 4 1/4 in (L) Models: 2031, 2041, 2061, 2071, 2081, 2091, 2181, 2481, 2881 Pivot, nose iron, bench and port	Consult	
T197P	Equiv. Mettler-Toledo no. 39957 Size: 1 1/8 in x 2 1/32 in pivot edge x 3 1/4 in (L) Models: 2352, 2372, 2382, Series: 6-8-10-20 Use wedge T204	Consult	
T146P	Equiv. Mettler-Toledo no. 23941 Size: 7/8 in x 2 1/32 in pivot edge x 3 15/16 in (L) Used in #1-series Capacity 2000 to 5000 lb Use wedge T200 Hopper scale	Consult	

Individual Mettler-Toledo Scale Parts

Wedges For Round Pivots

RL PN	DESCRIPTION	SUGGESTED LIST
T229	Equiv. Mettler-Toledo no. 24328 Size: 5/16 in W x 9/32 in H x 1 1/8 in (L) Use with T192P	Consult
*T230	Equiv. Mettler-Toledo no. 24322 Size: 3/8 in W x 5/16 in H x 1 1/8 in (L) Use with T193P	Consult
T200	Equiv. Mettler-Toledo no. 24321 Size: 1/4 in W x 3/16 in H x 3/4 in (L) Use with T145P, T146P, T168P, T169P and T190P	Consult
T204	Equiv. Mettler-Toledo no. 26829 Size: 1/4 in W x 3/16 in H x 7/16 in (L)	Consult
T168P	Equiv. Mettler-Toledo no. 22535 Size: 3/4 in x 3 1/2 in (L) Pivot edge: 7/8 in Use T200 wedge	Consult
*T169P	Equiv. Mettler-Toledo no. 22544 Size: 7/8 in x 4 1/8 in (L) Pivot edge: 1 9/32 in Center: 1 17/32 in Use T200 wedge	Consult
*T241P	Equiv. Mettler-Toledo no. 23013 Size: 7/8 in x 4 3/16 in (L) Pivot edge: 1 1/4 in Center: 1 21/32 in use wedge T204	Consult
*T190P	Equiv. Mettler-Toledo no. 23976 Size: 1 in x 4 3/8 in (L) Pivot edge: 1 5/16 in Use T200 wedge	Consult



Individual Mettler-Toledo Scale Parts

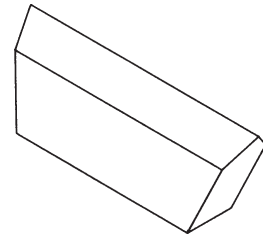
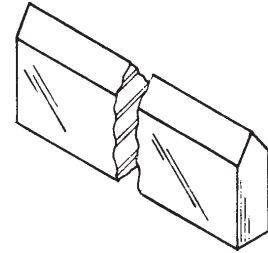
Pivots

RL PN	DESCRIPTION	SUGGESTED LIST	
T166P	Equiv. Mettler-Toledo no. 23829 Size: 1 1/16 in x 2 1/2 in (L) Motor truck scale pivot	Consult	
T181P	Equiv. Mettler-Toledo no. 23620 Size: 7/8 in x 2 7/16 in (L) Motor truck scale pivot	Consult	
T167P	Equiv. Mettler-Toledo no. 22507 Size: 1 1/4 in x 8 3/8 in (L) Motor truck scale pivot use wedge T229	Consult	
*T170P	Equiv. Mettler-Toledo no. 22503 Size: 1 3/4 in x 8 1/2 in (L) Motor truck scale pivot	Consult	
*T179P	Equiv. Mettler-Toledo no. 23631 Size: 3/4 in x 4 3/8 in (L)	Consult	
*T180P	Equiv. Mettler-Toledo no. 23624 Size: 1 in x 5 1/8 in (L) Models: 2691, 2791	Consult	
*T194P	Equiv. Mettler-Toledo no. 23674 Size: 1 in x 5 5/8 in (L) Models: 2691, 2791 (2780-2890 5 sec. only)	Consult	
*T176P	Equiv. Mettler-Toledo no. 25648 Size: 1/2 in x 3 1/4 in (L) Upper center connection Models: 2151, 2191, 2242, 2282	Consult	
*T177P	Equiv. Mettler-Toledo no. 25649 Size: 5/8 in x 5 3/8 in (L) Lower center connection Models: 2151, 2191, 2242, 2282	Consult	
T178P	Equiv. Mettler-Toledo no. 18399 Size: 7/8 in x 4 1/2 in (L) Models: 2151, 2191, 2242, 2282 Pivot, load and fulcrum	Consult	
*T184P	Equiv. Mettler-Toledo no. 23615 Size: 1 in x 6 3/4 in (L) Models: 2691, 2791	Consult	
*T202P	Equiv. Mettler-Toledo no. 23607 Size: 1 in x 8 in (L)	Consult	
T182P	Equiv. Mettler-Toledo no. 23666 Size: 1 1/4 in x 9 1/2 in (L) Models: 2780, 2791, 2890	Consult	

Individual Mettler-Toledo Scale Parts

Pivots (cont.)

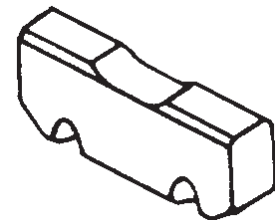
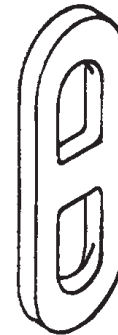
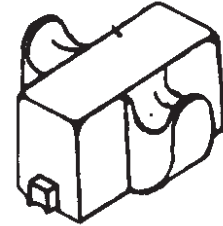
RL PN	DESCRIPTION	SUGGESTED LIST
T132P	Equiv. Mettler-Toledo no. 22483 Size: 3/8 in x 1 in x 2 5/8 in (L) Models: 2781-2891 extension levers, Tank and hopper scales 2501-2601	Consult
T133P	Equiv. Mettler-Toledo no. 21620 Size: 5/16 in x 7/8 in x 2 3/32 in (L) Models: 2781-2891 extension levers	Consult
T165P	Equiv. Mettler-Toledo no. 39154 Size: 5/16 in x 7/8 in x 1 5/8 in (L) Models: 2501, 2601 Motor truck scales, tank and hopper	Consult
*T558P	Equiv. Mettler-Toledo no. 73124 Size: 9/16 in x 1 3/8 in x 6 in (L)	Consult
T134P	Equiv. Mettler-Toledo no. 46899 Size: 9/16 in x 1 3/8 in x 5 11/16 in (L)	Consult
T232P	Equiv. Mettler-Toledo no. 47238 Size: 9/16 in x 1 3/8 in x 4 3/4 in (L)	Consult
T231P	Equiv. Mettler-Toledo no. 47241 Size: 9/16 in x 1 3/8 in x 4 in (L)	Consult
*T562P	Equiv. Mettler-Toledo no. 72369 Size: 9/16 in x 1 3/8 in x 2 5/8 in (L)	Consult
P716P	Equiv. Mettler-Toledo no. 3105 A134580-52 Size: 1/2 in x 1 1/8 in x 6 1/2 in Pivot, portable vehicle	Consult
H655P	Equiv. Mettler-Toledo no. 3107 Size: 1/2 in x 1 1/8 in x 4 in Pivot, portable vehicle	Consult
10797	Equiv. Mettler-Toledo no. 3109 A134581-21 Size: 1/2 in x 1 1/8 in x 2 5/8 in Pivot, portable vehicle	Consult



Individual Mettler-Toledo Scale Parts

Motor Truck, Livestock and Built-in Platform Suspension Parts
For Models: 2591, 2691, 2780, 2791, 2890

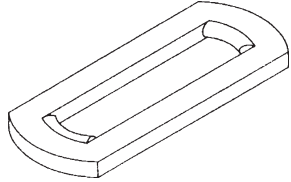
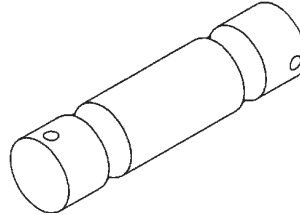
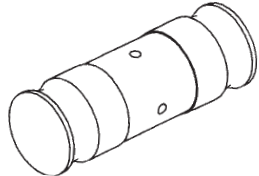
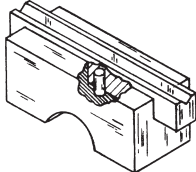
RL PN	DESCRIPTION	SUGGESTED LIST
T207	Equiv. Mettler-Toledo no. 23651 Size: 3 1/4 in overall length of casting 4 in overall length of bearing With T128 bearing insert Models: 2591 and 2592 Saddle block 6 lb	Consult
T208	Equiv. Mettler-Toledo no. 23603 Size: 4 in overall length of casting 4 3/4 in overall length of bearing With T129 bearing insert Models: 2691 and 2692 Saddle block 6 lb	Consult
T209	Equiv. Mettler-Toledo no. 23662 Size: 5 in overall length casting 5 3/4 in overall length of bearing With T130 bearing insert Models: 2780, 2781, 2791, 2792, 2890, 2891 Saddle block 10 lb 5 oz	Consult
T213L	Equiv. Mettler-Toledo no. 23609 Size: 7 3/8 in inside length Models: 2591, 2592, 2691, 2692 Link 4 lb 4 oz	Consult
T210L	Equiv. Mettler-Toledo no. 23667 Size: 8 1/4 in inside length Used in 50, 60 and 70-ton Models: 2791, 2792, 2780, 2781, 2890, 2891 Link 6 lb 4 oz	Consult
T211	Equiv. Mettler-Toledo no. 23608 Size: 6 1/4 in overall length Models: 2591, 2592, 2691, 2692 Trunnion block 5 lb	Consult
T212	Equiv. Mettler-Toledo no. 23668 Size: 7 in overall length Used in 50, 60, and 70-ton Models: 2780, 2781, 2791, 2792, 2890, 2891 Trunnion block 6 lb 5 oz	Consult




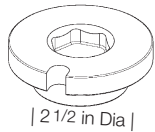

See Mettler-Toledo kits section for complete kits

Individual Mettler-Toledo Scale Parts

Built By Powell, All Steel

RL PN	DESCRIPTION	SUGGESTED LIST	
69784	Equiv. Mettler-Toledo no. 3101 Size: 3/4 in thick x 5 in wide x 12 3/8 in Inside: 8 1/8 in Link	Consult	
P705	Equiv. Mettler-Toledo no. 3104 Size: 2 in (Dia) x 8 1/8 in Lower trunnion pin New style 4 1/2 in center to center radius	Consult	
P707	Equiv. Mettler-Toledo no. 3103 Size: 2 in (Dia) x 5 5/8 in Saddle block pin Upper, new style	Consult	
71043	Equiv. Mettler-Toledo no. Size: 2 in x 2 in x 5 in Saddle block only New style Use bearing H624	Consult	

Digital Load Cell Parts

RL PN	DESCRIPTION	SUGGESTED LIST	
71602	Equiv. Mettler-Toledo no. TA200764, 68000410 Size: 1 1/4 in x 3 3/4 in (Dia) Receiver cup, upper Without o-ring 72103, 22.5 ton For models 7461, 7531, 7541, 7560-7562	Consult	
101563	Equiv. Mettler-Toledo no. TA200814, 68000400 Size: 1 1/4 in x 3 3/4 in (Dia) Receiver cup, with hex 22.5 ton For models 7461, 7531, 7541, 7560-7562	Consult	
156255	Equiv. Mettler-Toledo no. TA200835-1, 68004120 Size: 1 1/2 in x 3 3/4 in (Dia) Receiver cup, upper Without o-ring PN 94272 45 ton	Consult	

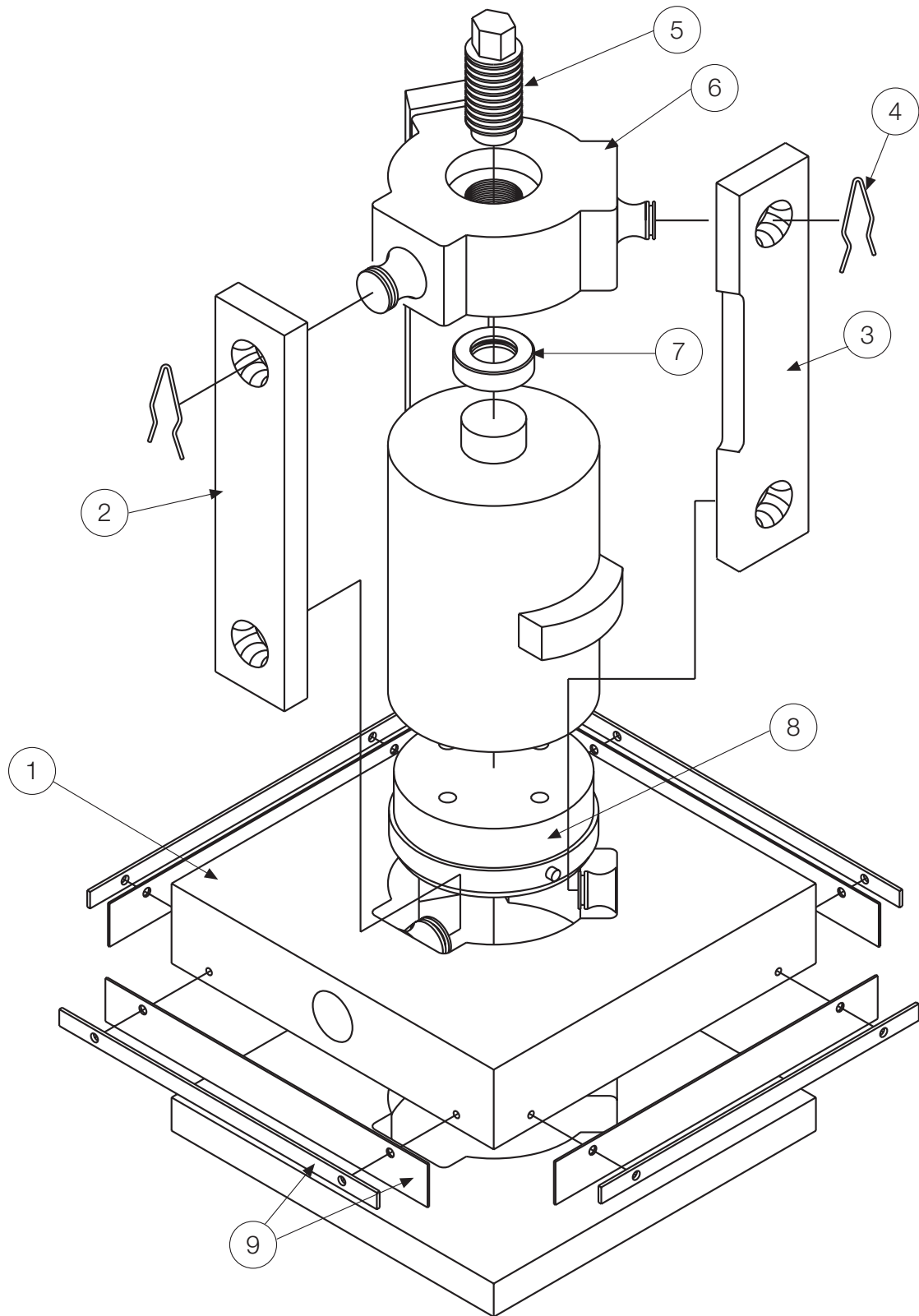
Individual Mettler-Toledo Scale Parts

Digital Load Cell Mount Parts

RL PN	DESCRIPTION	SUGGESTED LIST	
156254	Equiv. Mettler-Toledo no. TA205337, 68017716 Size: 1 1/2 in x 4 1/8 in Receiver cup, lower 45 ton	Consult	 2 3/4 in Dia
108684	Equiv. Mettler-Toledo no. TN203173, MN61016-13, 68000443 Size: 9/15 in thick x 1 3/4 in inside dimension x 3 1/2 in outside dimension Gasket/seal	Consult	
108663	Equiv. Mettler-Toledo no. TA200712-2, 68004117 Size: 0.062 in thick 15 ga Shim	Consult	
108662	Equiv. Mettler-Toledo no. MZ0904000063, 68004074 Size: 1/2 in (Dia) x 1 1/2 Roll pin	Consult	
109234	Equiv. Mettler-Toledo no. TA200937-2, 61024615 Size: 3/4 in x 6 in x 16 in Base plate, center no stop	Consult	 103662 Roll Pin
108927	Equiv. Mettler-Toledo no. 61024616 Size: 3/4 in x 6 in x 16 in Base plate, left with stop, pictured	Consult	
108928	Equiv. Mettler-Toledo no. TA200937-4, 61024617 Size: 3/4 in x 6 in x 16 in Base plate, right with stop	Consult	
100268	Equiv. Mettler-Toledo no. TA000088-008, 61024607 Size: 8 feet Cable	Consult	
101102	Equiv. Mettler-Toledo no. TA000088-012, 61044100 Size: 12 feet Cable	Consult	
104164	Equiv. Mettler-Toledo no. TA000088-015, 61007127 Size: 15 feet	Consult	
100269	Equiv. Mettler-Toledo no. TA000088-026, 68000046 Size: 26 feet Cable	Consult	
100270	Equiv. Mettler-Toledo no. TA000088-035, 61007583 Size: 35 feet Cable	Consult	

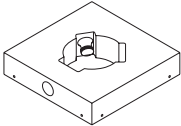
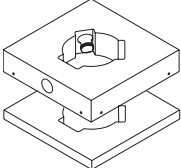





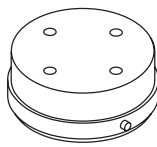
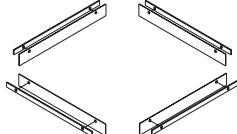
Mettler-Toledo Scale Parts Reference

For Bridgemaster Model 7500



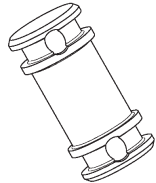
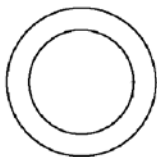

Individual Mettler-Toledo Scale Parts

For Bridgemaster Model 7500

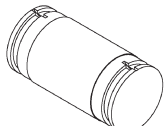
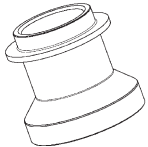
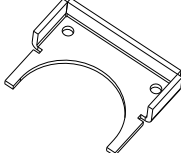
REF	RL PN	QTY	DESCRIPTION	SUGGESTED LIST	
1	22277	1	Equiv. Mettler-Toledo no. Size: 3 in high x 14 in x 14 in Locating plate Link pins on center Pin PN 22271 PN for pins that fit Mettler-Toledo plates, 101169	Consult	
1	33915 30302		Upper plate Lower plate	Consult Consult	
2	22272	2	Equiv. Mettler-Toledo no. Size: 1 in x 3 in x 14 1/8 in Un-notched links	Consult	
3	22273	1	Equiv. Mettler-Toledo no. 10011500A Size: 1 in x 3 in x 14 1/8 in Notched link	Consult	
4	22251	6	Equiv. Mettler-Toledo no. 10011700A Size: fit link pins Retaining clips	Consult	
5	22274	1	Equiv. Mettler-Toledo no. 10011300A Size: 1 3/4 in - 12 thread x 4 3/16 in Center screw 100k	Consult	
6	22276	1	Equiv. Mettler-Toledo no. 10010600A Size: 3 in thick Upper plate Pin PN 22271	Consult	
7	22269	1	Equiv. Mettler-Toledo no. 10011400a Size: 2 1/2 in diameter x 11/16 in Adaptor ring with o-ring	Consult	
8	22268	1	Equiv. Mettler-Toledo no. 10011800A Size: 6 7/16 in diameter x 2 9/16 in Base plate Use allen hd cap screw PN 15076 1/2 in - 20 in x 2 1/4 in	Consult	
9	22252	4	Equiv. Mettler-Toledo no. 10010400A Size: 1/16 in x 1 5/8 in x 14 in Skirt kit	Consult	

Individual Mettler-Toledo Scale Parts

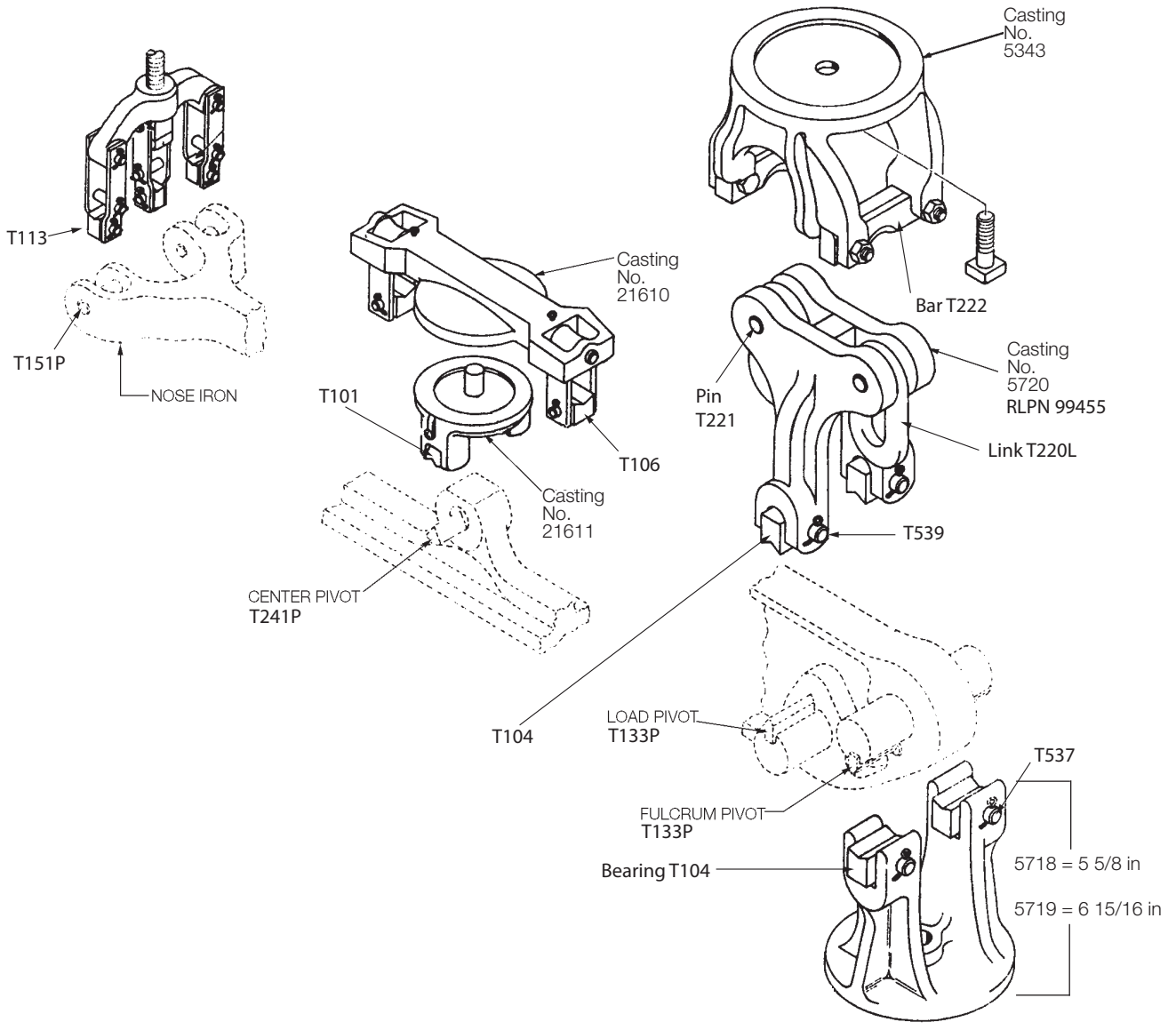
Electronic Floor Scales

RL PN	DESCRIPTION	SUGGESTED LIST	
108612	Equiv. Mettler-Toledo no. TN200050, 68001102 Size: 0.593 in (Dia) x 1.25 in Rocker pin with o-rings, 1 - 5 k scales, 250lb - 2.5k load cells	Consult	
130408	Equiv. Mettler-Toledo no MN21018, 69033610 Size: 0.593 in (Dia) x 1.5 in Rocker pin with o-rings 10k scale 5k load cells	Consult	
131376	Equiv. Mettler-Toledo no. TN201975, 69034095 Size: 0.875 in (Dia) x 1.75 in With o-rings 20k scale, 10k load cells	Consult	
108202	Equiv. Mettler-Toledo no. MZ0909000005, 68000587 Size: 0.437 in inside dimension x 0.625 in outside dimension O-ring for PN 108612 and 131376 For model 2158SS ez-clean 1 - 5 k 2256	Consult	
109695	Equiv. Mettler-Toledo no MZ0909000012, 6933692 Size: 0.675 in inside dimension x 0.875 in outside dimension O-ring for 131376	Consult	
130407	Equiv. Mettler-Toledo no. MN21016, 63057295 Size: 1.375 in (Dia) x 0.750 in H Receiver cup for 130408	Consult	

MASSTRON TRUCK SCALES

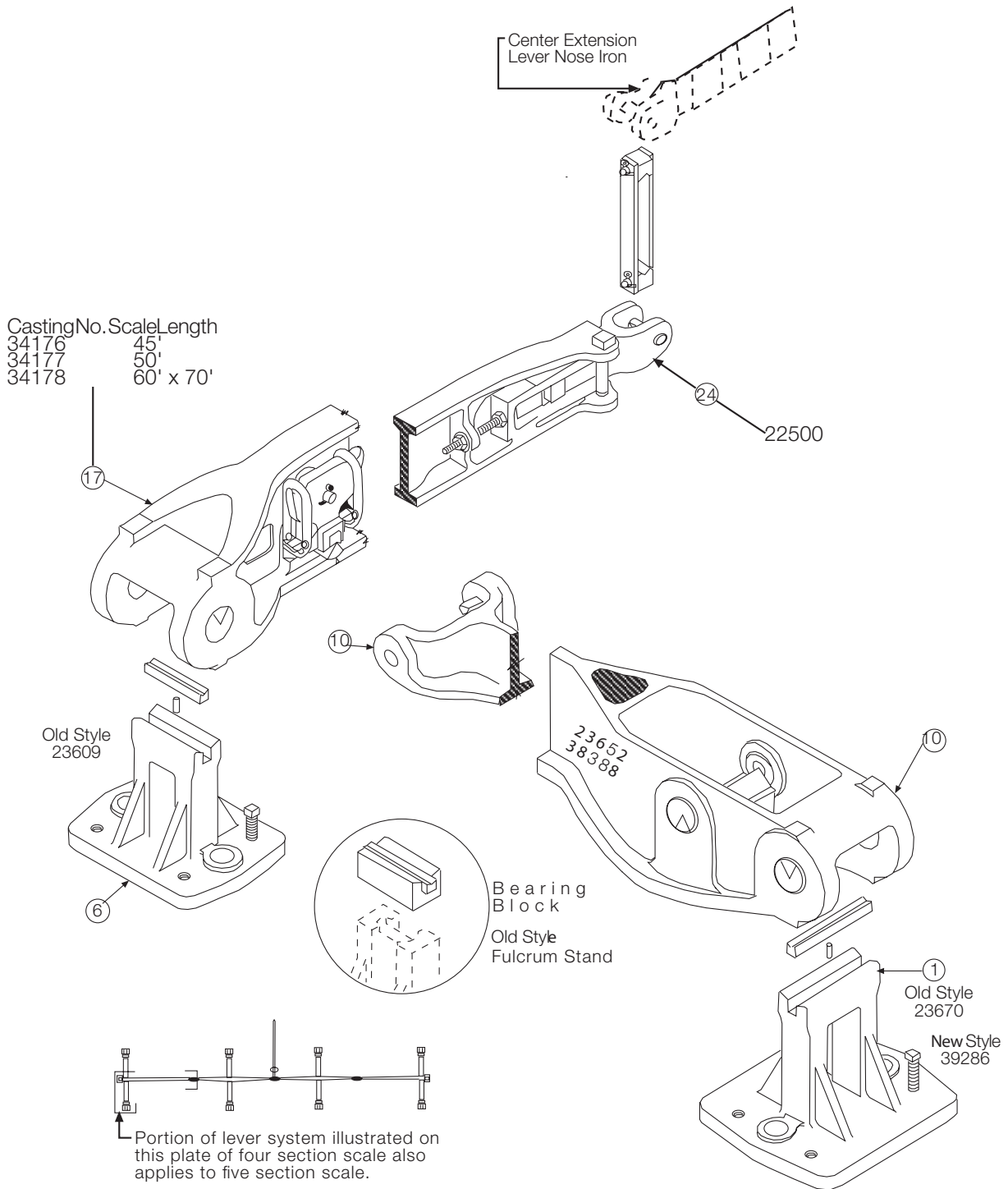
RL PN	DESCRIPTION	SUGGESTED LIST	
108895	Equiv. Mettler-Toledo no. MN31475 Size: 1 7/16 in (Dia) x 3 in H O-ring PN 22301 Rocker pin with o-ring 92988	Consult	
109270	Equiv. Mettler-Toledo no MN32058, 61040347 Size: 2 3/4 in (Dia) x 2 5/8 in H Receiver cup	Consult	
109323	Equiv. Mettler-Toledo no MN31790, 68004016 Size: 2 3/4 in W x 1/2 in x 2 in For 35 x 45k load cells Retainer for 109270	Consult	

Reconditioned Parts



Bracket, Stand and Yoke
 Call 715-234-9171 with Casting No. for Price and Availability

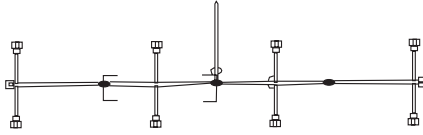
Reconditioned Parts



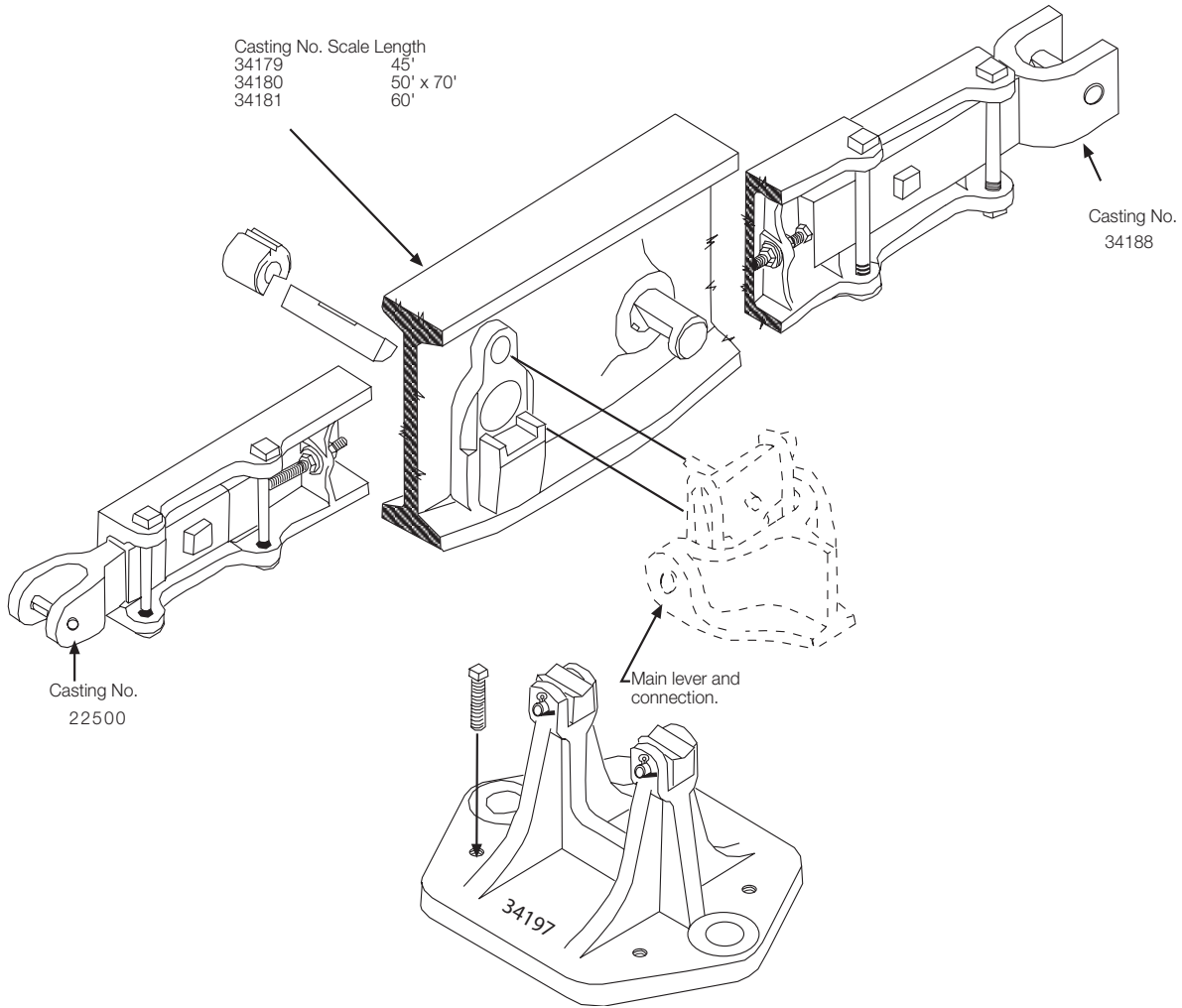
Main Lever, End Extension, and Stands

Call 715-234-9171 with Casting No. for Price and Availability

Reconditioned Parts

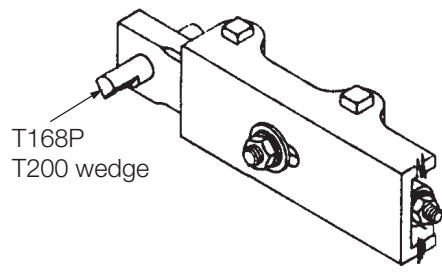
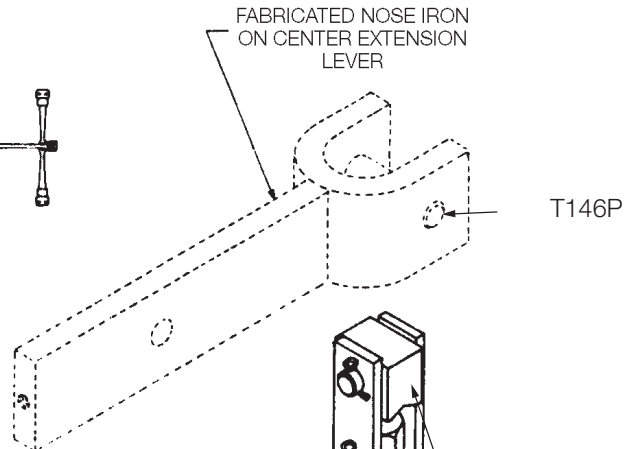
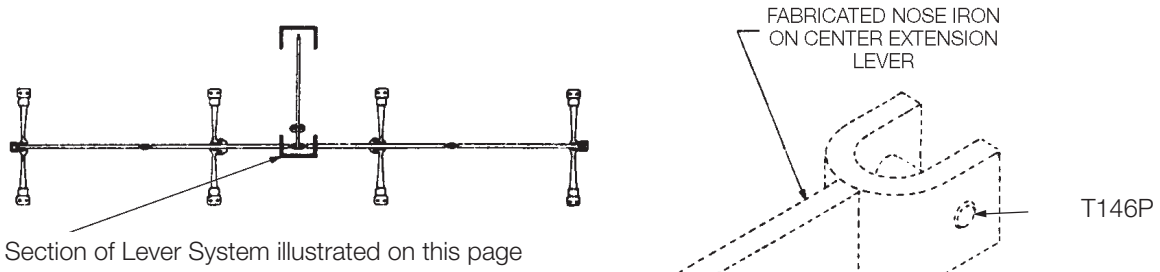


Portion of lever system illustrated on this plate of four section scale. Also applies to five section scale.

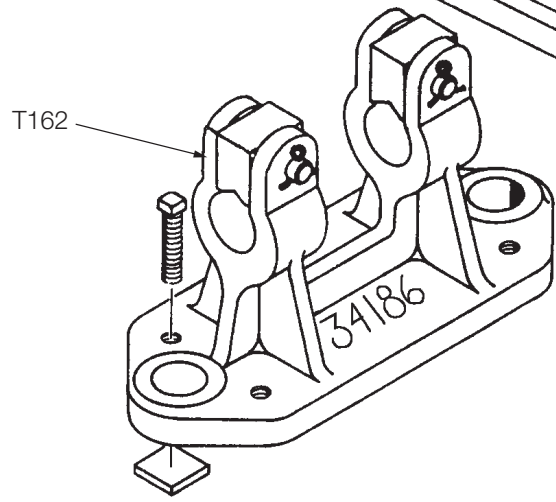
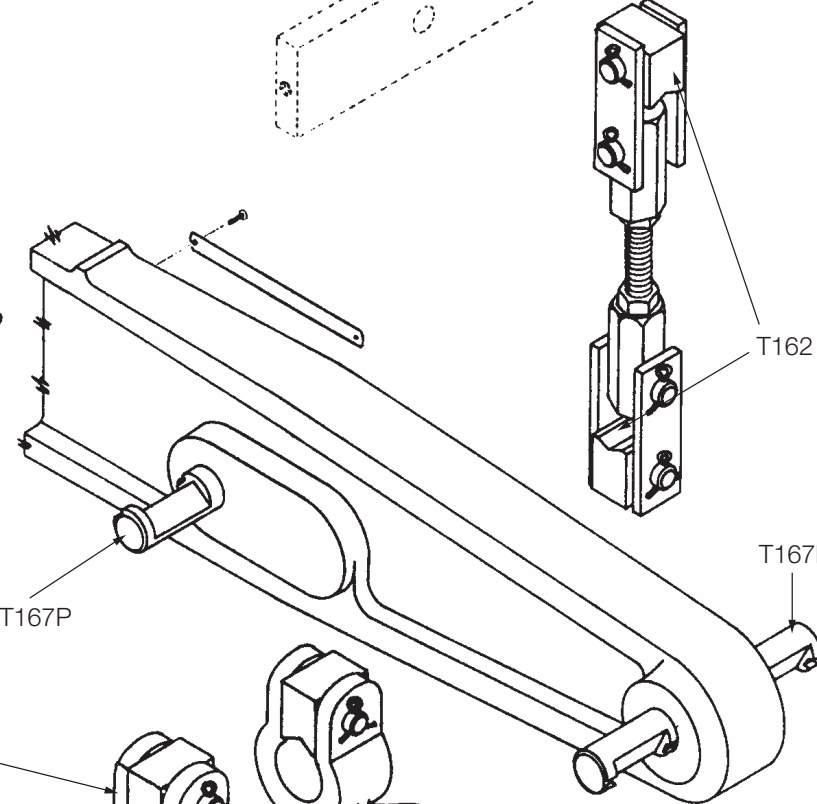


Center Extension Lever, Nose Iron and Stand
Call 715-234-9171 with Casting No. for Price and Availability

Reconditioned Parts

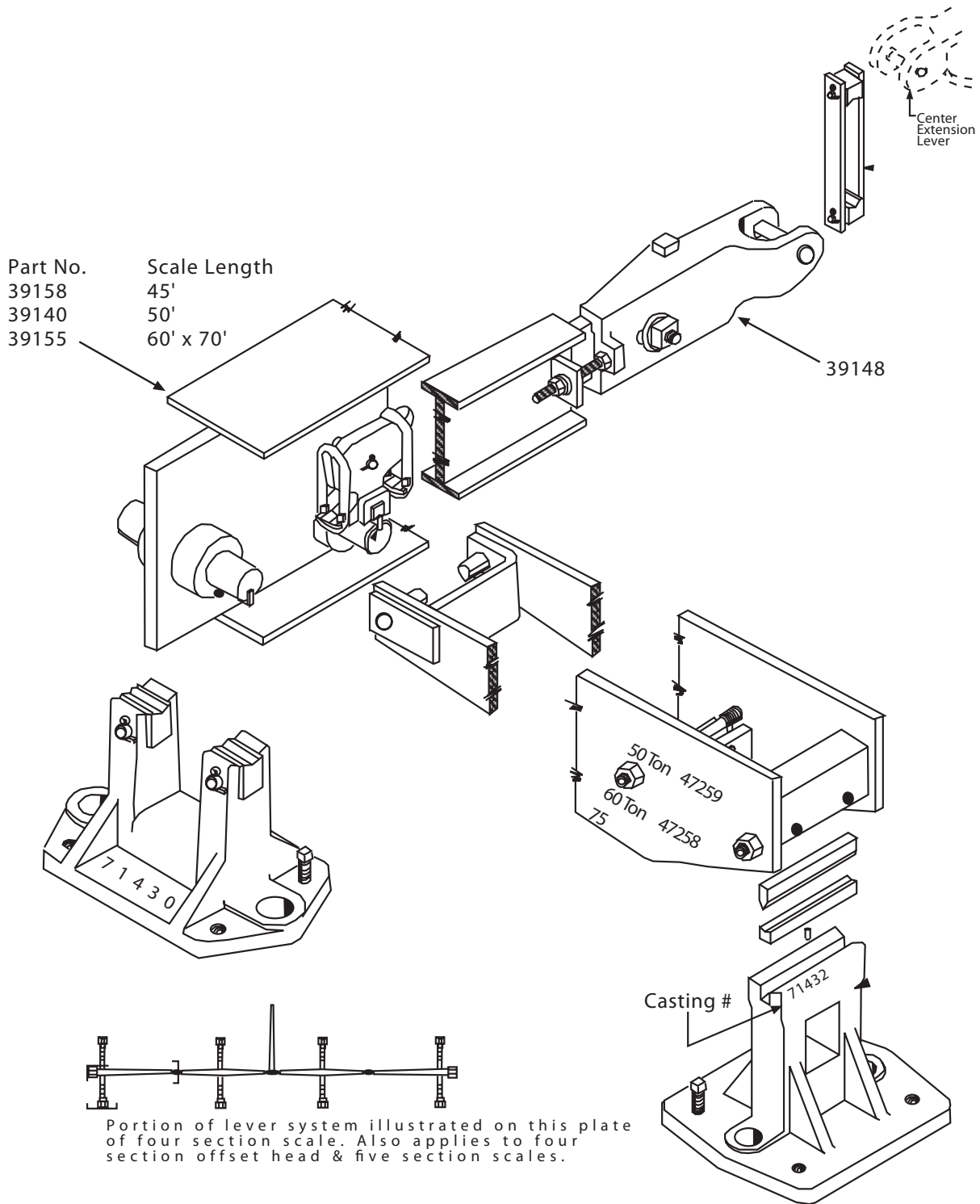


Casting No.	Length
34182	8'9" x 6'2/3"
34183	8'9" x 5"
38648	12" x 6'2/3"
38549	12" x 5"



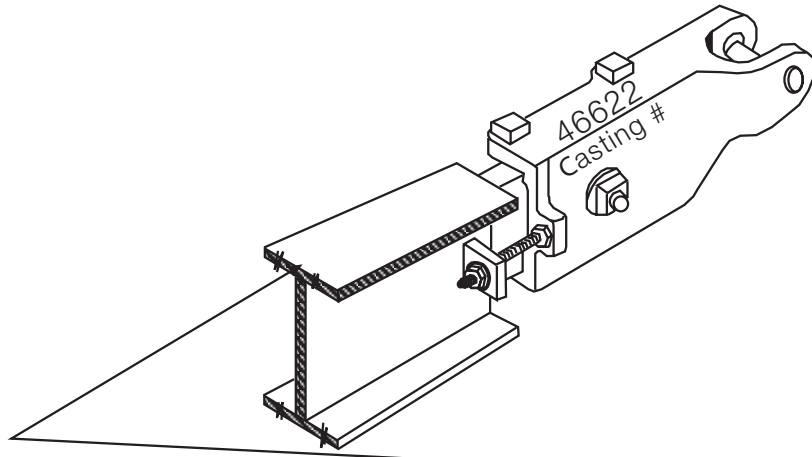
Transverse Lever (Cast), Stand and Connection
 Call 715-234-9171 with Casting No. for Price and Availability

Reconditioned Parts

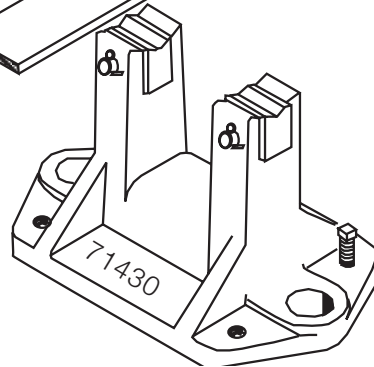
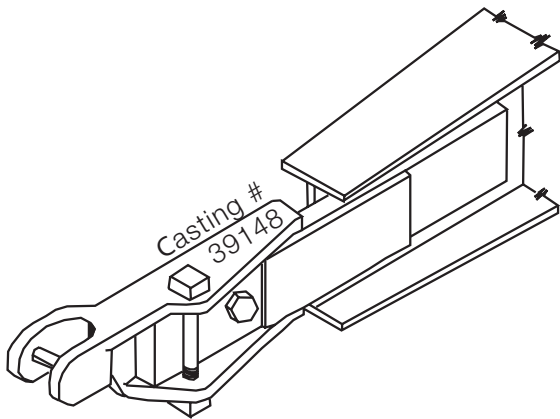
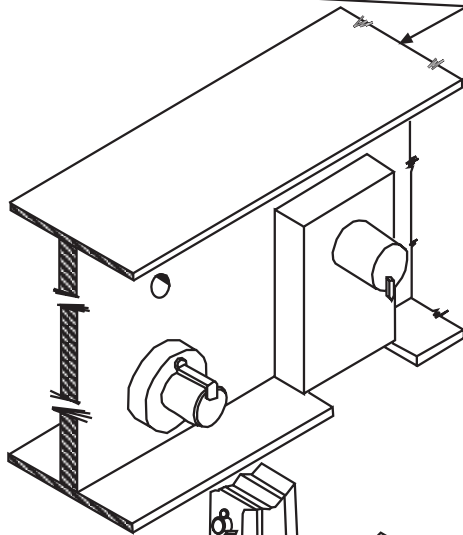


Main Lever, End Extension, (Steel) Nose Iron and Stands
 Call 715-234-9171 with Casting No. for Price and Availability

Reconditioned Parts



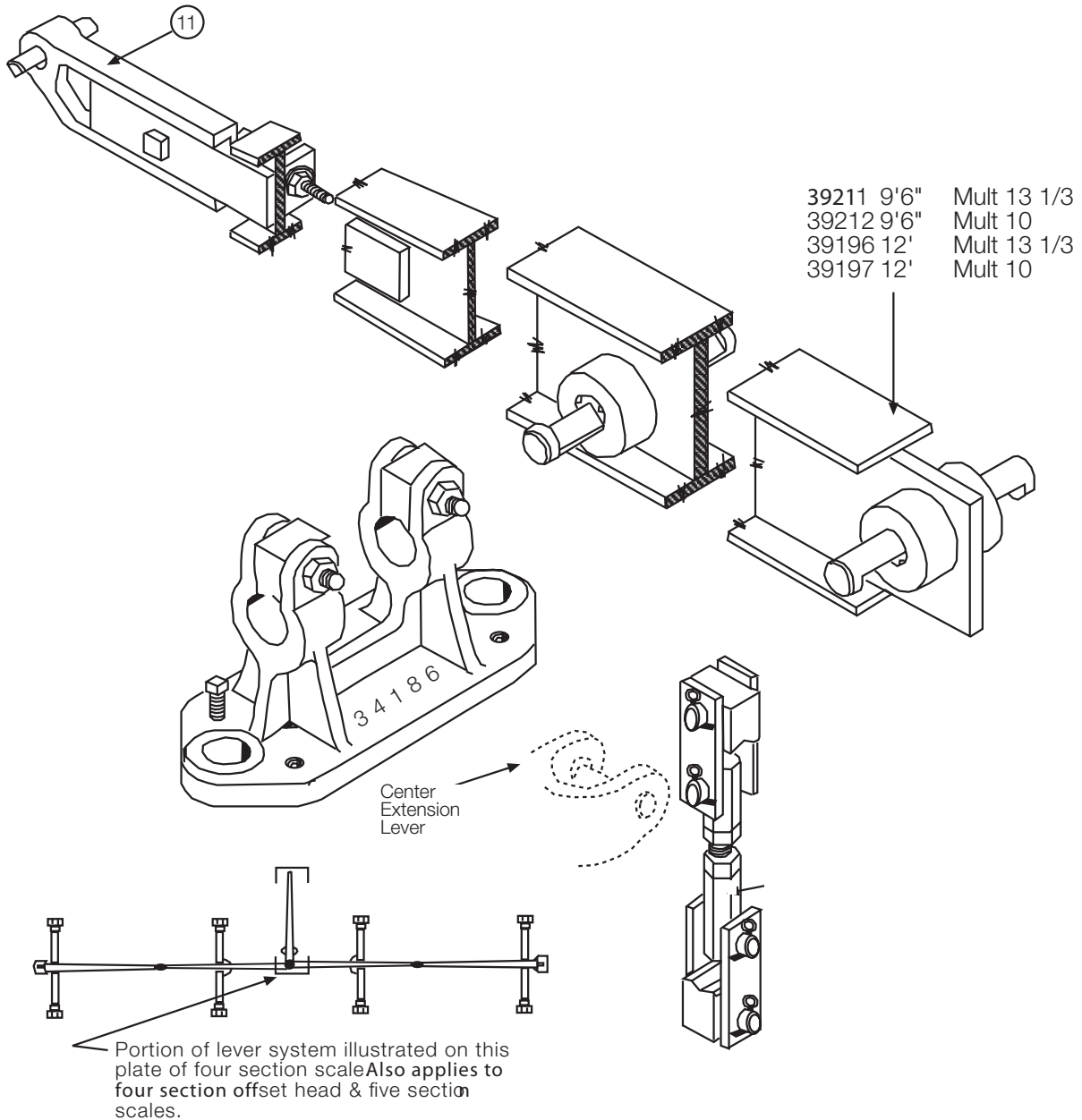
Part No.	Scale Length
39267	10' x 45'
39268	10' x 50' x 70'
39269	10' x 60'



Center Extension, Stand and Nose Irons

Call 715-234-9171 with Casting No. for Price and Availability

Reconditioned Parts



Transverse Lever, Nose Iron and Stand
 Call 715-234-9171 with Casting No. for Price and Availability

METTLER-TOLEDO®

KITS

Mettler-Mettler-Toledo Kit Price Index By Rice Lake Weighing Systems PN

RL PN	SUGGESTED LIST	PAGE #	RL PN	SUGGESTED LIST	PAGE #	RL PN	SUGGESTED LIST	PAGE #
71020	CONSULT	58	T-55-K	CONSULT	49	T-71-K	CONSULT	52
71021	CONSULT	61	T-56-K	CONSULT	55	T-72-K	CONSULT	51
71062	CONSULT	61	T-57-K	CONSULT	56	T-73-K	CONSULT	52
71063	CONSULT	58	T-58-K	CONSULT	53	T-74-K	CONSULT	50
89051	CONSULT	57	T-59-K	CONSULT	54	T-76-K	CONSULT	51
107661	CONSULT	59	T-65-K	CONSULT	55	T-77-K	CONSULT	52
107663	CONSULT	60	T-66-K	CONSULT	56	P-1001K	CONSULT	59
107664	CONSULT	60	T-67-K	CONSULT	50	P-1002K	CONSULT	59
T-50-K	CONSULT	48	T-69-K	CONSULT	50	P-1003K	CONSULT	57
T-54-K	CONSULT	48	T-70-K	CONSULT	51	P-1004K	CONSULT	57

*Item obsolete or discontinued. When remaining stock is depleted, published prices are withdrawn and the item is subject to a special order quote.

XX Call for details.

Kit No. T-54-K

Portable Dial, Models 2181, 2481, 2881 and 2184

EQUIV. TOLEDO # 85573

QTY	RL PN	EQUIV. TOLEDO #	DESCRIPTION
8.....	T101	17806	Bearing
1.....	T109	17212	Bearing
1.....	T113	17231	Bearing
1.....	T116	14662	Bearing
8.....	T122P	11783	Pivot
8.....	T141	8619	Pin
8.....	T142L	8618	Link
1.....	T150P	8631	Pivot
1.....	T151P	17251	Pivot
1.....	T153P	32343	Pivot
4.....	T246	14764	Bracket

Consult Suggested list/10 lb shipping weight

Kit No. T-50-K

Pivot, Bearing and Suspension Levers, Models 2151, 2191, 2154 Lever Tronic, 31-Series,
Floor Scales, Black and Gray Lines

QTY	RL PN	EQUIV. TOLEDO #	DESCRIPTION
8.....	T104	17213	Bearing, load, fulcrum
1.....	T109	17212	Bearing, upper center connection
1.....	T111	17211 or 7743	Bearing, lower center connection
1.....	T113	17231	Bearing, nose iron
1.....	T151P	17251	Pivot, nose iron
1.....	T176P	25648	Pivot, upper center connection
1.....	T177P	25649	Pivot, lower center connection
8.....	T178P	18399	Pivot, load, fulcrum
8.....	T215L	17215	Link
8.....	T217	4018	Pin
8.....	T245	17214	Bar

Consult Suggested list/20 lb shipping weight

Kit No. T-55-K

Livestock and Built-in Scale Models 2171, 2271, 2410, 2420, 2430
Long Lever Casting #25065, 21814, 21601, 23476, 22134, 22130
Short Lever Casting #25066, 21815, 21602, 23479, 22135, 22129

QTY	RL PN	EQUIV. TOLEDO #	DESCRIPTION
4	T101	17806	Bearing
16	T104	17213	Bearing
4	T106	19652	Bearing
3	T113	17231	Bearing
16	T133P	21620	Pivot
3	T151P	17251	Pivot
2	T241P	23013	Pivot
4	T188P	8946	Pivot
8	T220L	5334	Link
8	T221	7967	Pin
8	T222	5350	Bar
16	T223	R653	Bolt

Consult Suggested list/35 lb shipping weight

Additional Parts For Transverse Lever, Stand and Connection On Models 2410 and 2420

QTY	RL PN	EQUIV. TOLEDO #	DESCRIPTION
2	T102	17918	Bearing
4	T113	17231	Bearing
3	T168P	22535	Pivot

Additional Parts For Transverse Lever, Reversing Levers, Stand and Connection On Model 2430

QTY	RL PN	EQUIV. TOLEDO #	DESCRIPTION
2	T101	17806	Bearing
2	T106	19652	Bearing
4	T113	17231	Bearing
4	T162	22461	Bearing
2	T167P	22507	Pivot
2	T168P	22535	Pivot
1	T169P	22544	Pivot

15-Ton Motor Truck Scale Kits

Kit No. T-67-K

Pivots and Bearings, Two-section, Cast Lever System With Main Lever #23644, Models 2591 and 4310

QTY	RL PN	EQUIV. TOLEDO #	DESCRIPTION
2	T113	17231	Bearing, tip, transverse lever
7*	T156	23616	Old style fulcrum block with bearing, T128 insert
Or**	T128	47030	New style bearing, insert only
1	T168P	22535	Pivot, tip, transverse lever
1	T179P	23631	Pivot, load, transverse lever
2	T180P	23624	Pivot, load, end lever
12	T181P	23620	Pivot, tip, end lever, main
11	T184P	23615	Pivot, load and fulcrum, main levers
8	T530	23275	Link
4	T548	23282	Link
4	T207	23651	Saddle block
4	T529	23622	Support block
2	T547	23627	Support block

Consult Suggested list/87 lb shipping weight

*T156, old style block with bearing will be supplied, unless **T128, new style bearing insert is specified. Bearing insert from the old style block can be removed for use in new style scales..

Kit No. T-74-K

Pivots and Bearings, Two-section, Steel Lever System Models 2592 and 4311, Main Lever #47261

QTY	RL PN	EQUIV. TOLEDO #	DESCRIPTION
2	T113	17231	Bearing, nose iron, transverse lever
4	T130	39285	Bearing, fulcrum, main lever
6	T133P	21620	Pivot, fulcrum, four on end extension, two on transverse
4	T134P	46889	Pivot, fulcrum, main lever
6	T162	22461	Bearing, fulcrum, four on end extension, two on transverse
4	T165P	39154	Pivot, load, end extension
8	T166P	23829	Pivot, nose iron, main lever
1	T168P	22535	Pivot, nose iron, transverse lever
4	T181P	23620	Pivot, nose iron, end extension lever
1	T190P	23976	Pivot, load, transverse lever
4	T207	23651	Saddle block or link support with bearing, T128 insert
4	T231P	47241	Pivot, load, main, bearing, main lever load
8	T530	23275	Link
4	T548	23282	Link
4	T529	23622	Support block
2	T547	23627	Support block

Consult Suggested list/67 lb shipping weight

Kit No. T-69-K

Suspension Kit For T-67-K and T-74-K

QTY	RL PN	EQUIV. TOLEDO #	DESCRIPTION
4	T207	23651	Saddle block or support link
8	T213L	23609	Link
4	T211	23608	Trunnion block, bar

Consult Suggested list/77 lb shipping weight

20-Ton Motor Truck and Axle Load Scales

Kit No. T-72-K

Pivots and Bearings, Two-section, Cast Lever System With Main Lever #23633, Models 2691 and 4320

QTY	RL PN	EQUIV. TOLEDO #	DESCRIPTION
2	T113	17231	Bearing, nose iron, transverse lever
4*	T155	23610	Old style fulcrum block with bearing, T129 insert
Or**	T129	47027	New style bearing insert, only
3	T156	23616	Bearing, fulcrum
1	T168P	22535	Pivot, nose iron
1	T179P	23631	Pivot, load
2	T180P	23624	Pivot, load
12	T181P	23620	Pivot, nose
3	T184P	23615	Pivot, fulcrum
8	T202P	23607	Pivot, load and fulcrum
4	T208	23603	Saddle block or link support with bearing, T129 insert
8	T530	23275	Link
4	T548	23282	Link
4	T529	23622	Support
2	T547	23627	Support

Consult Suggested list/96 lb shipping weight

*T155 old style block with bearing will be supplied, unless **T129 new style bearing insert is specified. Bearing insert from the old style block can be removed for use in new style scales..

Kit No. T-76-K

Pivots and Bearings, Two-section, Steel Lever Systems, Models 2692 and 4321, Main Lever #47260

QTY	RL PN	EQUIV. TOLEDO #	DESCRIPTION
2	T113	17231	Bearing, nose iron, transverse lever
4	T130	39285	Bearing, fulcrum, main lever
6	T133P	21620	Fulcrum, four end extension and two transverse lever
4	T134P	46889	Pivot, fulcrum, main lever
6	T162	22461	Bearing, fulcrum, four end extension, two transverse lever
4	T165P	39154	Pivot, load, end extension lever
8	T166P	23829	Pivot, nose iron, main lever
1	T168P	22535	Pivot, nose iron, transverse lever
4	T181P	23620	Pivot, nose iron, end extension lever
1	T190P	23976	Pivot, load, transverse lever
4	T208	23603	Saddle block or link support with bearing, T129 insert bearing, main lever load
4	T232P	47238	Pivot, load, main lever
8	T530	23275	Link
4	T548	23282	Link
4	T529	23622	Support
2	T547	23627	Support

Consult Suggested list/73 lb shipping weight

Kit No. T-70-K

Suspension Kit For T-72-K and T-76-K

QTY	RL PN	EQUIV. TOLEDO #	DESCRIPTION
4	T208	23603	Saddle block or link support with bearing, T129 insert
4	T211	23608	Trunnion block, bar
8	T213L	23609	Link

Consult Suggested list/81 lb shipping weight

30-Ton Motor Truck and Axle Load Scales

Kit No. T-73-K

Pivots and Bearings, Two-section, Cast Lever System With Main Lever #23652, Models 2791 and 4330

QTY	RL PN	EQUIV. TOLEDO #	DESCRIPTION
2	T113	17231	Bearing, nose iron
4*	T154	23669	Old style fulcrum block with bearing, T130 insert
0**	T130	39285	New style bearing, insert only
2*	T155	23610	Old style fulcrum block with bearing, T129 insert
0**	T129	47027	New style bearing, insert only
1*	T156	23616	Old style stand block with bearing, T128 insert
0**	T128	47030	New style bearing, insert only
8	T166P	23829	Pivot, nose iron
1	T168P	22535	Pivot, nose iron, transverse lever
1	T179P	23631	Pivot, load
4	T181P	23620	Pivot, nose iron
8	T182P	23666	Pivot, load and fulcrum
1	T184P	23615	Pivot, fulcrum
2	T194P	23674	Pivot, load
2	T202P	23607	Pivot, fulcrum
4	T209	23662	Saddle block or link support with bearing, T130 insert
8	T531	23443	Link
4	T529	23622	Support
4	T548	23282	Link
2	T547	23627	Support

Consult suggested list/127 lb shipping weight

*T154, t155, t156 old style blocks with bearing will be sent.

**T130, t129, and t128 new style bearing inserts on request only. The bearing inserts from old style blocks can be removed for use in new style scales.

Kit No. T-77-K

New Style Main Lever KC234517

Pivots and Bearings, Two-section, Steel Lever System, Models 2792, 4331 and 4332, Main Lever #47258

QTY	RL PN	EQUIV. TOLEDO #	DESCRIPTION
2	T113	17231	Bearing, nose iron, transverse lever
4	T130	39285	Bearing, fulcrum, main lever
6	T133P	21620	Pivot, fulcrum, four on end extension, two transverse
8	T134P	46889	Pivot, four fulcrum and four load, main lever
6	T162	22461	Bearing, fulcrum, four end extension, two transverse
4	T165P	39154	Pivot, load, end extension lever
8	T166P	23829	Pivot, nose iron, main lever
1	T168P	22535	Pivot, nose iron, transverse lever
4	T181P	23620	Pivot, nose iron, end extension lever
1	T190P	23976	Pivot, load, transverse lever
4	T209	23662	Saddle block or link support with bearing, T130 insert
8	T530	23275	Link
4	T529	23622	Support
4	T548	23282	Link
2	T547	23627	Support

Consult suggested list/87 lb shipping weight

Kit No. T-71-K

Suspension Kit For T-73-K and T-77-K

QTY	RL PN	EQUIV. TOLEDO #	DESCRIPTION
4	T209	23662	Saddle block or link support with bearing, T130 insert
8	T210L	23667	Link
4	T212	23668	Trunnion block, bar

Consult suggested list/120 lb shipping weight

50- and 60-Ton Motor Truck Scales

Kit No. T-58-K

Pivots and Bearings, Four-section, Cast Lever System Main Lever #23652, 38388, Models 2780, 2790, 4350, 4360

QTY	RL PN	EQUIV. TOLEDO #	DESCRIPTION
4.....	T104.....	17213.....	Bearing, fulcrum stand
4.....	T106.....	19652.....	Bearing, end extension lever, stand and connection
2.....	T113.....	17231.....	Bearing, transverse lever stand and connection
2*	T129.....	47027.....	New style, bearing, end extension lever fulcrum
Or**	T155.....	23610.....	Bearing block with bearing, T129 insert
8*	T130.....	39285.....	New style, bearing, main lever fulcrum stand
Or**	T154.....	23669.....	Bearing block with bearing, T130 insert
2.....	T146P.....	23941.....	Pivot, center extension lever nose
4.....	T161P.....	22501.....	Pivot, two nose end ext. Lever and two center ext. Lever
6.....	T162.....	22461.....	Bearing, transverse lever, four on connection two on load
16.....	T166P.....	23829.....	Pivot, main lever nose
2.....	T167P.....	22507.....	Pivot, transverse lever, load and fulcrum
1.....	T168P.....	22535.....	Pivot, transverse lever nose
2.....	T170P.....	22503.....	Pivot, center extension lever fulcrum
16.....	T182P.....	23666.....	Pivot, main lever, load and fulcrum
4.....	T194P.....	23674.....	Two load, end extension lever and two center extension lever
2.....	T202P.....	23607.....	Pivot, end extension lever, fulcrum
8.....	T209.....	23662.....	Saddle block or link support with bearing T130
16.....	T531.....	23443.....	Link, main lever tip
8.....	T529.....	23622.....	Support, main lever tip

Consult Suggested list/205 lb shipping weight

**T129 and T130 new style bearing insert will be supplied, unless **T155 and T154 old style bearing block with inserts T129 and T130 is specified.*

Kit No. T-65-K

Suspension Kit For T-58-K

QTY	RL PN	EQUIV. TOLEDO #	DESCRIPTION
8.....	T209.....	23662.....	Saddle block or link support with bearing T130
16.....	T210L.....	23667.....	Link
8.....	T212.....	23668.....	Trunnion block, bar

Consult Suggested list/239 lb shipping weight

50- and 60-Ton Motor Truck Scales

Kit No. T-59-K

Pivots and Bearings, Five-section, Cast Lever System Main Lever #23652, 38388, Models 2780, 2890, 4350, 4360

QTY	RL PN	EQUIV. TOLEDO #	DESCRIPTION
6.....	T104	17213	Bearing, fulcrum stand, two on secondary center extension lever and four on center extension lever
4.....	T106	19652	Bearing, nose, extension lever
2.....	T113	17231	Bearing, nose conn, transverse lever,
2*	T129	47027	New style bearing, end extension lever, fulcrum
Or**	T155	23610	Bearing block with bearing, T129 insert
10*	T130	39285	New style bearing, main lever fulcrum stand
Or**	T154	23669	Bearing block with bearing, T130 insert
3.....	T146P	23941	Pivot, nose, one on secondary center extension lever two On center extension lever
4.....	T161P	22501	Pivot, nose, two on end extension lever and two on center extension lever
6.....	T162	22461	Bearing, transverse lever, four conn, two load
20.....	T166P	23829	Pivot, nose, main lever
2.....	T167P	22507	Pivot, load and fulcrum, transverse lever
1.....	T168P	22535	Pivot, nose, transverse lever
1.....	T169P	23013 old # 22544	Pivot, nose, secondary, center lever
3.....	T170P	22503	Pivot, fulcrum, two on center extension lever and one on Secondary center extension lever
20.....	T182P	23666	Pivot, fulcrum and main lever load
5.....	T194P	23674	Pivot, load, two on end extension lever, two on center extension lever, one on secondary center extension lever
2.....	T202P	23607	Pivot, fulcrum, end extension lever
10.....	T209	23662	Saddle block or link support with bearing, T130 insert
20.....	T531	23443	Link, main lever tip
10.....	T529	23622	Support
4.....	T106	19652	Bearing, load and power
2.....	T162	22461	Bearing, fulcrum
1.....	T167P	22507	Pivot, fulcrum
2.....	T169P	23013 old # 22544	Pivot, load and power

Consult suggested list/262 lb shipping weight

*T129 and T130 new style bearing inserts will be supplied, unless ** T154 and T155 old style bearing blocks with bearing inserts T129 and T130 are specified.

Kit No. T-66-K

Suspension Kit For T-59-K

QTY	RL PN	EQUIV. TOLEDO #	DESCRIPTION
10.....	T209	23662	Saddle block or link support with bearing, T130 insert
20.....	T210L	23667	Link
10.....	T212	23668	Trunnion block, bar

Consult suggested list/298 lb shipping weight

50-, 60- and 75*-Ton Motor Truck Scales

Kit No. T-56-K

Pivots and Bearings, Four-section, Steel Lever System, Models 2781, 2784, 2891, 2875*, 4350, 4353, 4360, 4352

Main Lever #KC234517

Main Lever #47258, 60 and 75 Ton

Main Lever #47259, 50 Ton

QTY	RL PN	EQUIV. TOLEDO #	DESCRIPTION
4.....	T106	19652	Bearing
2.....	T113	17231	Bearing
8.....	T130	39285	Bearing
8.....	T133P.....	21620.....	Pivot, fulcrum
16.....	T134P.....	46899.....	Pivot
2.....	T146P.....	23941.....	Pivot, nose
4.....	T161P.....	22501.....	Pivot, nose
14.....	T162	22461	Bearing
8.....	T165P.....	39154.....	Pivot, load
16.....	T166P.....	23829.....	Pivot
2.....	T167P.....	22507.....	Pivot
1.....	T168P.....	22535.....	Pivot
16.....	T531	23443	Link, main lever tip
8.....	T529	23622	Support, main lever tip
8.....	T209	23662	Saddle block or link support with bearing, T130

Consult Suggested list/170 lb shipping weight

*Add For Model 2875, 75-Ton:

QTY	RL PN	EQUIV. TOLEDO #	DESCRIPTION
4.....	T106	19652	Bearing
2.....	T162	22461	Bearing

Kit No. T-65-K

Suspension Kit For T-56-K

QTY	RL PN	EQUIV. TOLEDO #	DESCRIPTION
8.....	T209	23662	Saddle block or link support with bearing T130
16.....	T210L.....	23667.....	Link
8.....	T212	23668.....	Trunnion block, bar

Consult Suggested list/239 shipping weight

50-, 60- and 75-Ton Motor Truck Scales

Kit No. T-57-K

Pivots and Bearings, Five-section, Steel Lever System, Models 2781, 2891, 2875, 4350, 4360

Main Lever #KC234517

Main Lever #47258, 60 and 75 Ton

Main Lever #47259, 50 Ton

QTY	RL PN	EQUIV. TOLEDO #	DESCRIPTION
9.....	T106	19652	Bearing
2.....	T113	17231	Bearing
10.....	T130	39285	Bearing
10.....	T133P	21620	Pivot, fulcrum
20.....	T134P	46899	Pivot
4.....	T146P	23941	Pivot, nose
4.....	T161P	22501	Pivot, nose
18.....	T162	22461	Bearing
10.....	T165P	39154	Pivot, load
20.....	T166P	23829	Pivot
3.....	T167P	22507	Pivot
1.....	T168P	22535	Pivot
10.....	T209	23662	Saddle block or link support with bearing T130
2.....	T139	23944	Bearing
2.....	T169P	22544	Pivot
20.....	T531	23443	Link, main lever tip
10.....	T529	23622	Support, main lever tip

Consult suggested list/215 shipping weight

Kit No. T-66-K

Suspension Kit For T-57-K

QTY	RL PN	EQUIV. TOLEDO #	DESCRIPTION
10.....	T209	23662	Saddle block or link support with bearing T130
20.....	T210L	23667	Link
10.....	T212	23668	Trunnion block, bar

Consult suggested list/298 lb shipping weight

TOLEDO PORTABLE VEHICLE SCALES (BUILT BY POWELL)

Kit No. P-1003K

Pivots and Bearings, Two-section, Portable Scales: 10 ft, 20 ft and 25 ft, 32.5 Ton Sectional

QTY	RL PN	DESCRIPTION
10.....	P716P.....	Main pivot
8.....	H624.....	Main bearing
2.....	H655P.....	Backbone pivot
2.....	H691.....	Backbone bearing
3.....	10797.....	Nose iron pivot
3.....	P701.....	Parallel strap with bearing
2.....	P702.....	Horizontal strap with bearing
10.....	15280.....	Alignment pin for (bearing)

Consult Suggested list/50 lb shipping weight

Kit No. 89051

Pivots and Bearings, Two-section, Portable Scales: 30 ft and 35 ft, 32.5 Ton Sectional

QTY	RL PN	DESCRIPTION
12.....	P716P.....	Main pivot
10.....	H624.....	Main bearing
0.....	H655P.....	Backbone pivot
0.....	H691.....	Backbone bearing
3.....	10797.....	Nose iron pivot
3.....	P701.....	Parallel strap with bearing
2.....	P702.....	Horizontal strap with bearing
10.....	15280.....	Alignment pin for (bearing)

Consult Suggested list/55 lb shipping weight

Kit No. P-1004K

Two-section Suspension Kit for P and B Kits P-1003K and 89051, 32.5 Ton Sectional

QTY	RL PN	DESCRIPTION
8.....	69784.....	Link
4.....	71043.....	Upper block with o bearing
4.....	P707.....	Upper bearing pin
4.....	P705.....	Lower trunnion pin
4.....	15288.....	Roll pin

Consult Suggested list/130 lb shipping weight

TOLEDO PORTABLE VEHICLE SCALES (BUILT BY POWELL)

Kit No. 71020

Pivots and Bearings, Three-section, Portable Scales: 35 ft and 40 ft, 32.5 Ton Sectional

QTY	RL PN	DESCRIPTION
16.....	P716P.....	Main pivot
13.....	H624.....	Main bearing
2.....	H655P.....	Backbone pivot
2.....	H691.....	Backbone bearing
4.....	10797.....	Nose iron pivot
4.....	P701.....	Parallel strap with bearing
3.....	P702.....	Horizontal strap with bearing
15.....	15280.....	Alignment pin for (bearing)

Consult Suggested list/75 lb shipping weight

Kit No. 71063

Three-section Suspension Kit for P and B Kits 71020, 32.5 Ton Sectional

QTY	RL PN	DESCRIPTION
12.....	69784.....	Link
6.....	71043.....	Upper block with o bearing
6.....	P707.....	upper bearing pin
6.....	P705.....	lower trunnion pin
6.....	15288.....	Roll pin

Consult Suggested list/195 lb shipping weight

TOLEDO PORTABLE VEHICLE SCALES (BUILT BY POWELL)

Kit No. 107661

Pivots and Bearings, Four-section, Portable Scales: 50 ft, 32.5 Ton Sectional

QTY	RL PN	DESCRIPTION
20.....	P716P.....	Main pivot
16.....	H624.....	Main bearing
4.....	H655P.....	Backbone pivot
4.....	H691.....	Backbone bearing
5.....	10797.....	Nose iron pivot
5.....	P701.....	Parallel strap with bearing
4.....	P702.....	Horizontal strap with bearing
20.....	15280.....	Alignment pin for (bearing)

Consult Suggested list/96 lb shipping weight

Kit No. P-1001K

Pivots and Bearings, Four-section, Portable Scales: 60 ft and 70 ft, 32.5 Ton Sectional

QTY	RL PN	DESCRIPTION
24.....	P716P.....	Main pivot
20.....	H624.....	Main bearing
0.....	H655P.....	Backbone pivot
0.....	H691.....	Backbone bearing
5.....	10797.....	Nose iron pivot
5.....	P701.....	Parallel strap with bearing
4.....	P702.....	Horizontal strap with bearing
20.....	15280.....	Alignment pin for (bearing)

Consult Suggested list/100 lb shipping weight

Kit No. P-1002K

Four-section Suspension Kit for P and B Kits 107661 and P-1101K, 32.5 Ton Sectional

QTY	RL PN	DESCRIPTION
16.....	69784.....	Link
8.....	71043.....	Upper block with o bearing
8.....	P707.....	Upper bearing pin
8.....	P705.....	Lower trunnion pin
8.....	15288.....	Roll pin

Consult Suggested list/255 lb shipping weight

TOLEDO PORTABLE VEHICLE SCALES (BUILT BY POWELL)

Kit No. 107664

Pivots and Bearings, Five-section, Portable Scales: 70 ft, 32.5 Ton Sectional

QTY	RL PN	DESCRIPTION
28.....	P716P.....	Main pivot
23.....	H624.....	Main bearing
2.....	H655P.....	Backbone pivot
2.....	H691.....	Backbone bearing
6.....	10797.....	Nose iron pivot
6.....	P701.....	Parallel strap with bearing
5.....	P702.....	Horizontal strap with bearing
25.....	15280.....	Alignment pin for (bearing)

Consult Suggested list/125 lb shipping weight

Kit No. 107663

Five-section Suspension Kit for P and B Kits 107664, 32.5 Ton Sectional

QTY	RL PN	DESCRIPTION
20.....	69784.....	Link
10.....	71043.....	Upper block with o bearing
10.....	P707.....	Upper bearing pin
10.....	P705.....	Lower trunnion pin
10.....	15288.....	Roll pin

Consult Suggested list/320 lb shipping weight

TOLEDO PORTABLE VEHICLE SCALES (BUILT BY POWELL)

Kit No. 71021

Pivots and Bearings, Six-section, Portable Scales: 70 ft and 80 ft, 32.5 Ton Sectional

QTY	RL PN	DESCRIPTION
32.....	P716P.....	Main pivot
26.....	H624.....	Main bearing
4.....	H655P.....	Backbone pivot
4.....	H691.....	Backbone bearing
7.....	10797.....	Nose iron pivot
7.....	P701.....	Parallel strap with bearing
6.....	P702.....	Horizontal strap with bearing
30.....	15280.....	Alignment pin for (bearing)

Consult Suggested list/145 lb shipping weight

Kit No. 71062

Six-section Suspension Kit for P and B Kits 71021, 32.5 Ton Sectional

QTY	RL PN	DESCRIPTION
24.....	69784.....	Link
12.....	71043.....	Upper block with o bearing
12.....	P707.....	Upper bearing pin
12.....	P705.....	Lower trunnion pin
12.....	15288.....	Roll pin

Consult Suggested list/385 lb shipping weight

Notes:

METTLER-TOLEDO®

Lined area for notes.

FAIRBANKS

FAIRBANKS

Fairbanks Price Index By Rice Lake Weighing Systems PN

FAIRBANKS

RL PN	SUGGESTED LIST	PAGE #	RL PN	SUGGESTED LIST	PAGE #	RL PN	SUGGESTED LIST	PAGE #
10152	CONSULT	72	15294	CONSULT	83,87	67387	CONSULT	109
10154	CONSULT	72	22002	CONSULT	XX	70795		96,102
10156	CONSULT	72	22003	CONSULT	87	71069	CONSULT	77
10158	CONSULT	72	22005	CONSULT	98	71821	CONSULT	98
10160	CONSULT	72	22267	CONSULT	107	99781	CONSULT	97
10162	CONSULT	72	22306	CONSULT	77	101852	CONSULT	107
10164	CONSULT	72	22307	CONSULT	77	105128	CONSULT	111
10166	CONSULT	72	22308	CONSULT	77	105129	CONSULT	111
10168	CONSULT	72	22309	CONSULT	77	162244	CONSULT	81
10170	CONSULT	72	22310	CONSULT	77	105625	CONSULT	107
10185	CONSULT	73,107	22314	CONSULT	77	109228	CONSULT	115
10186	CONSULT	73	22315	CONSULT	77,79	109331	CONSULT	117
10187	CONSULT	73	22316		77	109332	CONSULT	117
10188	CONSULT	73	22320	CONSULT	77	D951	CONSULT	77
10189	CONSULT	72	22321	CONSULT	XX	F301	CONSULT	83,86
10191	CONSULT	72	22327	CONSULT	XX	F302	CONSULT	83,86
10193	CONSULT	73	22328	CONSULT	XX	F303	CONSULT	83,85,86
10196	CONSULT	72	25524	CONSULT	109,111	F304P	CONSULT	XX
10266	CONSULT	73	32294	CONSULT	79	F305	CONSULT	87
10268	CONSULT	73	33956	CONSULT	79	F307	CONSULT	85,86
10270	CONSULT	73	33980	CONSULT	79	F308	CONSULT	83,85,87
10272	CONSULT	73	41642	CONSULT	81	F309P	CONSULT	83,85,87,100
10274	CONSULT	73	41643	CONSULT	81	F310	CONSULT	83,85,86
10292	CONSULT	102	41645	CONSULT	81	F311	CONSULT	86,88
*10294	CONSULT	XX	41650	CONSULT	81	F312L	CONSULT	83,86
10699	CONSULT	95	41651	CONSULT	81	F319	CONSULT	131
10763	CONSULT	95	44836	CONSULT	111	F323P	CONSULT	83,85
10786	CONSULT	107	44837	CONSULT	109	F323PSS	CONSULT	XX
10800	CONSULT	100	47850	CONSULT	109	F324	CONSULT	XX
10855	CONSULT	111	49992	CONSULT	97	F325L	CONSULT	85,86
10873	CONSULT	95	49993	CONSULT	97	F326	CONSULT	85,87
10900	CONSULT	95	50319	CONSULT	96,104	F326SS	CONSULT	XX
10960	CONSULT	107	50747	CONSULT	109	F327	CONSULT	85,86
10961	CONSULT	107	50748	CONSULT	109	F328	CONSULT	85,86
10962	CONSULT	107	50763	CONSULT	112	F401	CONSULT	101
10963	CONSULT	95	50764	CONSULT	112	F402	CONSULT	101
14739	CONSULT	XX	50767	CONSULT	109	F403	CONSULT	101
14884	CONSULT	87	50807	CONSULT	109	F404	CONSULT	101
15180	CONSULT	109	50826	CONSULT	112	F405	CONSULT	101
15242	CONSULT	83,87	50930	CONSULT	81	F405N	CONSULT	101
15244	CONSULT	109	50931	CONSULT	81	F406	CONSULT	98
15277	CONSULT	77	51981	CONSULT	81	F407P	CONSULT	99
15292	CONSULT	83,87	62980	CONSULT	81	F408P	CONSULT	99

*Item obsolete or discontinued. When remaining stock is depleted, published prices are withdrawn and the item is subject to a special order quote.

xx Call for details.

Fairbanks Price Index By Rice Lake Weighing Systems PN

RL PN	SUGGESTED LIST	PAGE #	RL PN	SUGGESTED LIST	PAGE #	RL PN	SUGGESTED LIST	PAGE #
F409P	CONSULT	99	F483	CONSULT	75	F555P	CONSULT	92,100
F410P	CONSULT	100	F484	CONSULT	75	F556	CONSULT	87,92
F411P	CONSULT	99	F485	CONSULT	75	F557	CONSULT	102
F412P	CONSULT	99	F486	CONSULT	75	F558	CONSULT	104
F413P	CONSULT	100	F487P	CONSULT	77	F559	CONSULT	104
F414	CONSULT	101	F488P	CONSULT	75,77	F560	CONSULT	103
F415	CONSULT	101	F489P	CONSULT	75,77	F561	CONSULT	104
F416P	CONSULT	XX	F490	CONSULT	75,77	F562	CONSULT	104
F418	CONSULT	101	F492	CONSULT	77	F563	CONSULT	1003
F419P	CONSULT	100	F493	CONSULT	75,77,79,81	F564	CONSULT	104
F420P	CONSULT	99	F494	CONSULT	77	F571	CONSULT	92
F421	CONSULT	101	F495	CONSULT	77	F572	CONSULT	92
F422	CONSULT	100	F496	CONSULT	77	F574P	CONSULT	77
F423P	CONSULT	100	F497	CONSULT	77	F575	CONSULT	77
F424	CONSULT	98	F498	CONSULT	77	F582	CONSULT	91
F452P	CONSULT	75,77	F501	CONSULT	75,77	F583	CONSULT	91
F454P	CONSULT	100	F502	CONSULT	75	F584	CONSULT	91
F455W	72Reference RL Part #10189		F503	CONSULT	104	F585	CONSULT	91
F456W	Reference RL Part #10191		F504	CONSULT	104	F586P	CONSULT	90
F457P	CONSULT	99,133	F505	CONSULT	103	F588	CONSULT	XX
F458P	CONSULT	92,99	F506	CONSULT	102	F589P	CONSULT	77
F459	CONSULT	94	F507	CONSULT	102	F590	CONSULT	107
F460	CONSULT	94	F508	CONSULT	104	F590-1	CONSULT	107
F461	CONSULT	94	F513	CONSULT	103	F591	CONSULT	107
F462	CONSULT	94	F514	CONSULT	104	F594	CONSULT	121
F463	CONSULT	94	F515	CONSULT	104	F594-2	CONSULT	79
F464	CONSULT	94	F529	CONSULT	90	F594-4	CONSULT	79
F465P	CONSULT	85,99,133	F531P	CONSULT	99,133	F594-9	CONSULT	79
F466P	CONSULT	99	F532P	CONSULT	99,133	F594SA	CONSULT	79
F468	CONSULT	94	F534	CONSULT	101,133		CONSULT	79
F471	CONSULT	98,102	F539	CONSULT	101,133	F594-12	CONSULT	79
F472	CONSULT	98,102	F540P	CONSULT	90		CONSULT	79
F473	CONSULT	98,102	F541P	CONSULT	90	F594-15A	CONSULT	79
F474	CONSULT	98,102	F542P	CONSULT	90	F542P	CONSULT	79
F475AL	CONSULT	103	F543	CONSULT	90	F594-17	CONSULT	79
F476BL	CONSULT	103	F544	CONSULT	91	F594-18	CONSULT	79
F477CL	CONSULT	103	F545P	CONSULT	90	F594-22	CONSULT	79
F478DL	CONSULT	96,103	F546	CONSULT	91	F594-23	CONSULT	79
F479P	CONSULT	75	F547	CONSULT	91	F594-24		79
F480P	CONSULT	75	F548P	CONSULT	90	F594-27	CONSULT	79
F481	CONSULT	77	F549	CONSULT	90	F594-28	CONSULT	79
F482	CONSULT	77	F554P	CONSULT	92	F594-29	CONSULT	79
						F596	CONSULT	XX

*Item obsolete or discontinued. When remaining stock is depleted, published prices are withdrawn and the item is subject to a special order quote.

xx Call for details.

Fairbanks Price Index By Rice Lake Weighing Systems PN

RL PN	SUGGESTED LIST	PAGE #	RL PN	SUGGESTED LIST	PAGE #	RL PN	SUGGESTED LIST	PAGE #
F597	CONSULT	77	F765P	CONSULT	121	F1577RRP	CONSULT	119
F712P	CONSULT	100	F771	CONSULT	121	F1578RRP	CONSULT	119
F713	CONSULT	104	F773	CONSULT	121	F1579RR	CONSULT	119
F714	CONSULT	94	F774	CONSULT	121	F1581RR		119
F721L	CONSULT	93	F775	CONSULT	121	F1583RR	CONSULT	119
F722	CONSULT	93	F776	CONSULT	97	F1587RR	CONSULT	119
F723	CONSULT	93	F778P	CONSULT	100	F1600RR	CONSULT	119
F724	CONSULT	93	F780SS	CONSULT	121	F1604RR	CONSULT	119
F725	CONSULT	93	F781	CONSULT	94	F1609RR	CONSULT	119
F726	CONSULT	94	F782L	CONSULT	97	F1610RRP	CONSULT	119
F727L	CONSULT	93	F783	CONSULT	97	F1620RRP	CONSULT	119
F728	CONSULT	102	F785	CONSULT	94	F1621RRP	CONSULT	119
F729P	CONSULT	88	F786	CONSULT	77	F1622RRP	CONSULT	119
F730P	CONSULT	88	F787	CONSULT	95	F1623RRP	CONSULT	119
F731	CONSULT	88	F788	CONSULT	95	F1627RRP	CONSULT	119
F732	CONSULT	XX	F789	CONSULT	94	F1631RR	CONSULT	119
F735	CONSULT	92	F792	CONSULT	91	F1650RRP	CONSULT	119
F736	CONSULT	102	F793	CONSULT	91	F1651RR	CONSULT	119
F737	CONSULT	89	F1552RRP	CONSULT	114	F1663RR	CONSULT	120
F738	CONSULT	88	F1553RRP	CONSULT	118	F1664RR	CONSULT	120
F739	CONSULT	89	F1554RRP	CONSULT	118	F1666RR	CONSULT	120
F740	CONSULT	89	F1555RRP	CONSULT	118	F1671RR	CONSULT	120
F741	CONSULT	89	F1556RRP	CONSULT	118	F1682RR	CONSULT	120
F742	CONSULT	89	F1557RRP	CONSULT	118	F1683RR	CONSULT	120
F744	CONSULT	75	F1558RRP	CONSULT	118	F1684RR	CONSULT	120
F745	CONSULT	103	F1559RRP	CONSULT	118	F1685RR	CONSULT	120
F746	CONSULT	96	F1560RRP	CONSULT	118	F1686RR	CONSULT	120
F747	CONSULT	96	F1561RRP	CONSULT	118	F1687RRP	CONSULT	120
F748	CONSULT	102	F1562RR	CONSULT	118	F1688RRP	CONSULT	120
F749	CONSULT	96	F1563RR	CONSULT	118	F1689RR	CONSULT	120
F750P	CONSULT	92	F1564RR	CONSULT	118	F1693RR	CONSULT	120
F751	CONSULT	98	F1565RR	CONSULT	118	F1696RR	CONSULT	120
F753PSS	CONSULT	85,87,100	F1566RR	CONSULT	118	F1697RR	CONSULT	120
F756	CONSULT	87	F1567RR	CONSULT	118	F1698RR	CONSULT	120
F758P	CONSULT	77	F1568RR	CONSULT	118	F1699RR	CONSULT	120
F759P	CONSULT	92	F1569RR	CONSULT	118	F1700RR	CONSULT	120
F761	CONSULT	98	F1570RR	CONSULT	118	F1711RR	CONSULT	94, 120
F762	CONSULT	88	F1571RR	CONSULT	118	110632	CONSULT	113
F763P	CONSULT	98	F1572RR	CONSULT	118	131389	CONSULT	104
F764P	CONSULT	75,121	F1573RRP	CONSULT	119			
			F1574RRP	CONSULT	119			
			F1576RRP	CONSULT	119			

FAIRBANKS

Fairbanks Cross Reference By Equivalent Fairbanks Number

EQUIV. FB #	FB NEW #	RL PN	PAGE #	EQUIV. FB #	FB NEW #	RL PN	PAGE #
	2195	F463	94	SD194AMI	54603	F405	101
1A1407	10302	F575	77	SD253	54710	F407P	99
1A1921	10335	F482	77	SH253	54711	F411P	99
1A1922	10336	F492	77	SD253A	54712	F530P	132
1A2143	10359	F495	77	SE255	54715	F532P	99,133
SD244A	11414	F406	98	SG255	54716	F408P	99
1-35398-1	11427	F763P	98	SD255A	54717	F412P	99
1-35408-1	11439	71821	98	SE255A	54718	F531P	99,133
1-39548-1	11621	50764	112	SG255A	54719	F457P	99,133
1-40791-1	11898	50763	112	1463A1	54719	F457P	99,133
1A495	17835	F496	77	SH255A	54720	F420P	99
PQ33C	17836	F479P	75	SD255C	54721	F409P	99
1A779	17839	F488P	75,77	WR281	54736	F458P	92,99
1A780	17840	F489P	75,77	1382A2	54736	F458P	92,99
PB31D	17862	F452P	75,77	1463-2	54736	F458P	92,99
1A1408	17862	F452P	75,77	1463-2	54736	F416P	xx
1A1409	17863	F487P	77	FG313	54789	F465P	85,99,133
1A1469	17870	10162	72	90341	54807	10699	95
1A1470	17871	10164	72	40-334-600	54807	10699	95
1A1471	17872	10166	72	WJ361A	54816	F308	83,85,87
1A1919	17878	F497	77	WJ361A	54816	F756	87
PA594	17879	F498	75,77	CL817	54816	F308	83,85,87
1A1920	17879	F498	75,77	1382-2	55679	F752P	xx
1A1991	17881	F493	75,77,79,81	SM210-E	55688	F1669RRP	118
1A2150	17883	F494	77	1382-11	55688	F1669RRP	118
1B1135	17888	10193	73	1418-25	55720	F1693RR	120
1-17371	17927	F597	77	1418-26	55721	F1689RR	119
5A12163-5	54016	F308	83,85,87	1514	55748	F459	94
FG18B	54036	F533P	132	1382-9	55749	F721L	93
WA44B	54046	F529	90	1510	55749	F727L	93
45-006-600	54071	49993	97	1528	55749	F721L	93
40-011-600	54105	10763	95	1517	55750	F725	93
45-012-600	54106	F782L	97	1527	55753	F723	93
45-013-600	54107	F783	97	1817	55758	F724	93
40-032-600	54149	F776	97	1612	55764	F461	94
SH139	54464	F419P	100	1736	55772	F462	94
SD139A	54465	F410P	100	1382A6	55864	F454P	100
ST139-T	54467	F1619RRP	116	2-55446-6	58937	41651	81
1-44115	54494	50826	112	56936MI	58995	F415	101
Tx152	54520	F424	98	SE183G	59778	F534	101,133
SG183A	54580	F403	101	74057	59778	F534	101,133
SH183E	54581	F421	101	74319	59784	F537	132
SE183F	54582	F402	101	74321	59786	F535	132
SD183H	54583	F414	101	82105	59824	F536	132
SD183J	54584	F404	101	82498	59840	F423P	100
SD183K	54585	F401	101	82499	59841	F422	100

FAIRBANKS

Fairbanks Cross Reference By Equivalent Fairbanks Number

EQUIV. FB #	FB NEW #	RL PN	PAGE #	EQUIV. FB #	FB NEW #	RL PN	PAGE #
82543	59846	F304P	85,89,99	85414	60375	F747	96
83364	59851	F751	98	87222	60375	F747	96
83742	59911	F306	xx	80261	60377	F560	103
84009	59930	F302	83,86	87225	60377	F560	103
84011	59931	F312L	83,86	80264	60378	F563	103
87461	59931	F312L	83,86	87226	60378	F563	103
84013	59932	F301	83,86	80267	60379	F505	103
84026	59937	F319	xx	87227	60379	F505	103
84117	59943	F305SS	xx	80270	60380	F513	103
84118	59944	F304PSS	xx	87228	60380	F513	103
84119	59945	F755SS	xx	82108	60381	F745	103
84120	59946	F754SS	xx	87229	60381	F745	103
84121	59947	F303SS	xx	85412	60382	F746	96
84122	59948	F309PSS	xx	87230	60382	F746	96
84125	59950	F753P	xx	80260	60384	F558	104
84126	59951	F753PSS	85,87	87233	60384	F558	104
84136H	59953	F325L	85,86	80263	60385	F561	104
87244	59953	F325L	85,86	87234	60385	F561	104
87466	59953	F325L	85,86	80266	60386	F503	104
84138	59954	F328	85,86	87235	60386	F503	104
84310	59982	F323P	85,87,89,99	80269	60387	F515	104
84320	59983	F323PSS	xx	87236	60387	F515	104
86694	60247	F472	98,102	80811	60389	F713	104
86754	60265	F473	98,102	87237	60389	F713	104
86755	60266	F557	102	85411	60392	50319	96,104
1418-4	60267	F471	98,102	87239	60392	50319	96,104
86756	60267	F471	98,102	RA135	60393	F475AL	98
86691	60286	F474	98,102	87240	60393	F475AL	98
86823	60286	F474	98,102	RB135	60394	F476BL	103
RA191	60368	F559	104	RC135	60395	F477CL	103
87215	60368	F559	104	87242	60395	F477CL	103
RB191	60369	F562	104	RD135	60396	F478DL	96,103
87216	60369	F562	104	87243	60396	F478DL	96,103
RC191	60370	F504	104	SGC19	60398	F748	102
87217	60370	F504	104	86739	60398	F748	102
RC191A	60371	F508	104	87245	60398	F748	102
87218	60371	F508	104	SD19A	60399	F736	102
87931	60371	F508	104	SD19E	60399	F736	102
RD191	60372	F514	104	86693	60399	F736	102
87219	60372	F514	104	87246	60399	F736	102
80253	60373	F564	104	86764	60400	10292	102
87220	60373	F564	104	86797	60406	F506	102
87221	60374	131389	xx	87255	60406	F506	102
87465	60374	F327	85,86	SD682MI	60407	F507	102

xx Call for details.

Fairbanks Cross Reference By Equivalent Fairbanks Number

EQUIV. FB #	FB NEW #	RL PN	PAGE #	EQUIV. FB #	FB NEW #	RL PN	PAGE #
86822	60407	F507	102	2-55446-13		41642	81
87256	60407	F507	102	2-55446-69		41643	81
86880	60408	F728	102	2-55446-10		41650	81
87257	60408	F728	102	45-017-600		49992	97
87391	60527	F712P	100	2-55446-30		50931	81
84016	60537	F305	87	90290		67298	xx
87460	60537	F305	87	90291		67298	xx
70329	60540	F327	85,86	N/A		67385	xx
82107	60540	131389	xx	SX46-B		94837	xx
84135	60540	F327	85,86	2-44313-2		101852	107
1-29383-1	61316	F730P	88	3-55125-1		105625	107
89603	61316	F730P	88	1-3839-1		D951	77
1-27979-1	61317	F729P	88	SQ46-P		F1563RR	118
89604	61317	F729P	88	82873B		F1563RR	118
IA222	61318	F762	88	S2LF138-C		F1564RR	118
89605	61318	F762	88	SQ278-A		F1572RR	118
1-29250-1	61331	F731	89	SM278-B		F1579RR	119
89620	61331	F731	89	SP407-A		F1581RR	119
1-34815-1	61332	F737	89	TU259-G		F1586RRP	xx
1-29255-1	61335	F740	89	SM46-Y		F1600RR	119
89624	61335	F740	89	S6N46-F		F1602RR	xx
5A9356-10	61337	F742	89	SX46		F1603RR	xx
89625	61337	F742	89	TU46-C		F1605RR	xx
5A9356-12	61338	F741	89	TU46-D		F1606RR	xx
89626	61338	F741	89	SM46-Z		F1609RR	119
2-29377-1	61348	F739	89	TU125-C		F1610RRP	119
89651	61348	F739	89	SX138		F1611RR	xx
2-55444-55		10156	72	SX139		F1613RRP	xx
2-55444-46		10158	72	TU139-B		F1614RRP	xx
PB20G		10185	73,107	SW139-C		F1615RRP	xx
A8234		10186	73	SM139-V		F1620RRP	119
A8234		10187	73	SM139-W		F1621RRP	119
PB20G		10188	73	SX194		F1624RR	xx
A8234		10188	73	SX238		F1625RRP	xx
PAZ21		10270	73	SX247		F1626RRP	xx
21931		10272	73	SM247-B		F1627RRP	119
21930		10274	73	SX248		F1628RRP	xx
90357		10900	95	SX255		F1629RRP	xx
90284		10960	107	SX259		F1630RRP	xx
90280		10961	107	SM407-A		F1631RR	119
90282		10962	107	SX414-B		F1632RR	xx
40-008-600		10963	95	SX415		F1633RR	xx
SP12.3		15277	77	73905		F1634RR	xx
90329		22267	107	SC139		F1635RRP	xx

FAIRBANKS

Fairbanks Cross Reference By Equivalent Fairbanks Number

EQUIV. FB #	FB NEW #	RL PN	PAGE #	EQUIV. FB #	FB NEW #	RL PN	PAGE #
SC247		F1636RRP	xx	3188		F1700RR	120
SC248		F1637RRP	xx	1382-18		F1701RRP	xx
SC255		F1638RRP	xx	1418-16		F1702RR	xx
SC259		F1639RRP	xx	1548		F1703RR	xx
SC238		F1640RRP	xx	N/A		F1705RR	xx
SC353		F1641RR	xx	SQ186-S		F1706RR	xx
SC138		F1642RR	xx	SQ186-M		F1707RR	xx
SC46		F1643RR	xx	SM154-D		F1708RR	xx
SC194		F1644RR	xx	1564		F1709RR	xx
SM278-B		F1645RR	xx	N/A		F1712RR	xx
Sc415		F1647RR	xx	82551C		F303	83,85,86
SC414		F1648RR	xx	82551B		F310	83,85,86
SC771		F1652RR	xx	89622		F311	86,88
73935		F1653RR	xx	1-32552-2		F311SS	xx
SX210		F1655RRP	xx	82548		F321	xx
5872		F1655RRP	xx	83884B		F322	xx
SX210-A		F1656RRP	xx	84167		F324	xx
SX771		F1657RR	xx	85309		F326SS	xx
2136		F1663RR	120	60245		F441P	xx
2135		F1664RR	120	48210		F442P	xx
1542		F1666RR	120	2117		F464	94
1547		F1667RR	xx	FG313A		F465PSS	xx
1382-8		F1668RRP	xx	1463-5		F466P	99
1418-8		F1670RR	xx	DG26M		F467P	xx
1418-6		F1671RR	120	54415x		F478DL	96,103
SQ143		F1678RR	xx	PQ33D		F480P	75
SQ191-E		F1679RR	xx	SP13		F481	77
SQ9-A		F1680RR	xx	1A493		F481	77
SQ155		F1681RR	xx	1A494		F481	77
SQ3050		F1682RR	120	PA26		F485	75
SM143		F1683RRL	120	PB42A		F488P	75,77
SM191-C		F1684RR	120	PB50		F489P	75,77
SM9-E		F1685RR	120	PQ19AC		F490	75
SM155		F1686RR	120	PQ190AU		F501	75
1382-23		F1687RRP	120	PQ679		F501	75
1382-24		F1688RRP	120	PQ1002E		F501	75
SU244		F1690RR	xx	PQ24C		F502	75
SP186-R		F1691RR	xx	PQ190AN		F502	75
SP191-C		F1692RR	xx	84586B		F525	xx
4436		F1696RR	120	81650		F527	xx
4438		F1697RR	120	WA18C		F540P	90
3190		F1698RR	120	WA19		F541P	90
3189		F1699RR	120	WA20A		F542P	90
3189		F1699RR	120	WA61		F543	90

FAIRBANKS

Fairbanks Cross Reference By Equivalent Fairbanks Number


<u>EQUIV. FB #</u>	<u>FB NEW #</u>	<u>RL PN</u>	<u>PAGE #</u>	<u>EQUIV. FB #</u>	<u>FB NEW #</u>	<u>RL PN</u>	<u>PAGE #</u>
WB10-MI		F544	91	WJ390A		F735	92
WDA31		F545P	90	1-32552-3		F738	88
WA329		F546	91	89623		F738	88
WA328		F547	91	85413		F749	96
W3A20		F548P	90	87223		F749	96
WA23		F549	90	WJ379		F750P	92
WJ280A		F554P	92	WJ31		F759P	92
WJ281		F555P	92,100	86181		F761	100
WJ362B		F556	87,92	1-37967-1		F764P	75,121
76404		F569	xx	PQ190BQ		F773	121
76405		F570	xx	1382-15		F778P	100
WR613		F571	92	1-13122		F780SS	121
WJ390		F572	92	88970		F780SS	121
1A2078		F574P	77	45-015-600		F787	95
WA21A		F582	91	45-014-600		F788	95
WG21A		F585	91	87390		F789	94
WD18A		F586P	90	WG328		F792	91
2496		F722	93	WG329		F793	91
1-29558-1		F729PSS	xx				
1-29559-1		F730PSS	xx				
1-29561-1		F731SS	xx				
1-29560-1		F732SS	xx				

FAIRBANKS

Individual Fairbanks Scale Parts

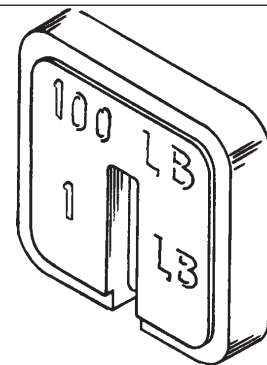
Counterpoise Weights For Portable Platform Scales, Overhead Track, Warehouse and Floor Scale Weights

RL PN	DESCRIPTION	FB NEW #	SUGGESTED LIST
10154	Equiv. Fairbanks no. PA48 50 lb x 1/2 lb Dia 2 7/8 in	94080	Consult
10156	Equiv. Fairbanks no. PA32 100 lb x 1 lb Dia 4 in	94052	Consult
10158	Equiv. Fairbanks no. PA21 200 lb x 2 lb Dia 4 in	94032	Consult
10160	Equiv. Fairbanks no. PB52 500 lb x 5 lb Dia 4 in	94085	Consult
10152	Equiv. Fairbanks no. PBC32 100 lb x 1/2 lb Dia 2 7/8 in	94053	Consult
10168	Equiv. Fairbanks no. PBC21 200 lb x 1 lb Dia 3 9/16 in	94034	Consult
10189	Equiv. Fairbanks no. AZ1028 300 lb x 1 1/2 lb Dia 3 9/16 in	n/a	Consult
10170	Equiv. Fairbanks no. PBC52 500 lb x 2 1/2 lb Dia 3 9/16 in	94086	Consult
10196	Equiv. Fairbanks no. 199C 1000 lb x 5 lb Dia 4 in	94182	Consult
10191	Equiv. Fairbanks no. 1A2349 50 lb x 1/2 lb Square 2 1/4 in	94473	Consult
10162	Equiv. Fairbanks no. 1A1469 100 lb x 1 lb Square 3 1/2 in	17870	Consult
10164	Equiv. Fairbanks no. 1A1470 200 lb x 2 lb Square 3 1/2 in	17871	Consult
10166	Equiv. Fairbanks no. 1A1471 500 lb x 5 lb Square 3 1/2 in	17872	Consult



*Ratio: 1 lb to 100lb
Round, Slotted*

*Ratio: 1/2 lb to 100lb
for overhead track,
warehouse,
floor scales, etc.*



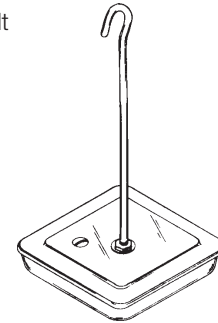
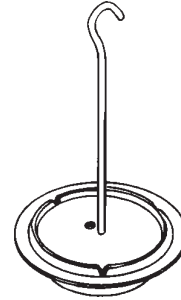
*Ratio: 1 lb to 100lb
Square, slotted weights
used on Fairbanks
code 1124-A and Hobart*

FAIRBANKS

Individual Fairbanks Scale Parts

Counterpoise Weights and Hangers For Portable Platform Scales, Overhead Track,
Warehouse and Floor Scale Weights


RL PN	DESCRIPTION	FB NEW#	SUGGESTED LIST
10188	Equiv. Fairbanks no. A8234, PB20G Counterpoise hangers Round Gross weight: 7 oz	n/a	Consult
10185	Equiv. Fairbanks no. A8234, PB20G Counterpoise hangers Round Gross weight: 12 oz	n/a	Consult
10186	Equiv. Fairbanks no. A8234, PB20G Counterpoise hangers Round Gross weight: 17 oz	n/a	Consult
10187	Equiv. Fairbanks no. A8234, PB20G Counterpoise hangers Round Gross weight: 21 oz	n/a	Consult
10193	Equiv. Fairbanks no. 1B1135 Counterpoise hanger Square Gross weight: 21 oz	17888	Consult



FAIRBANKS

Metric Hexagon Counterpoise Weights

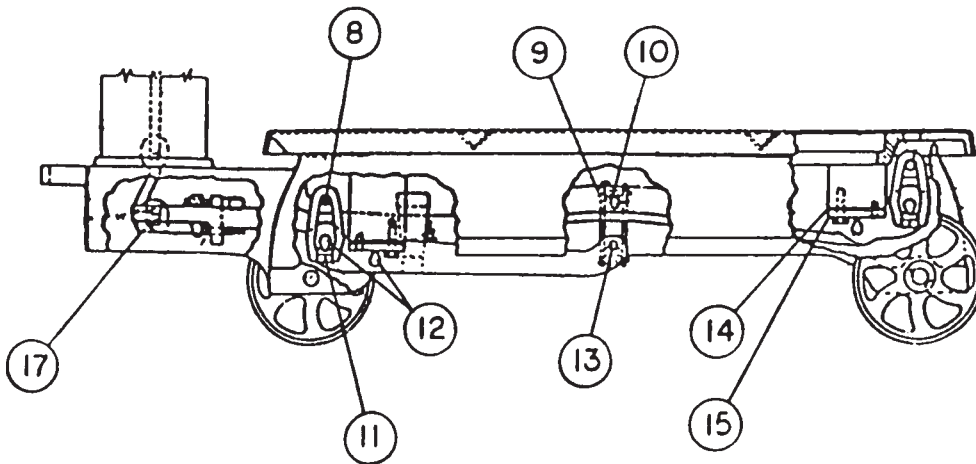
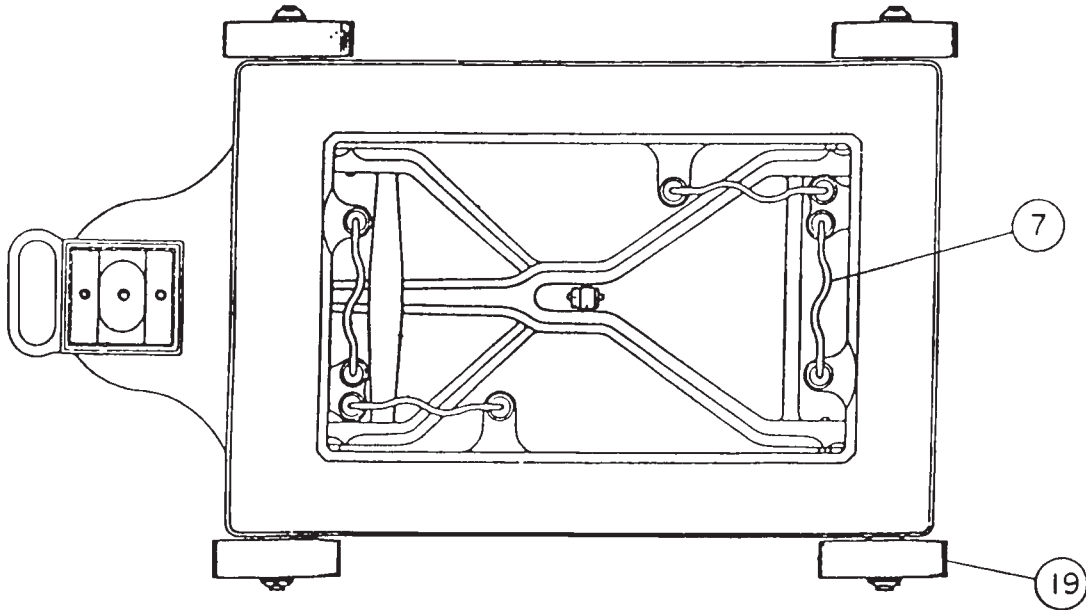
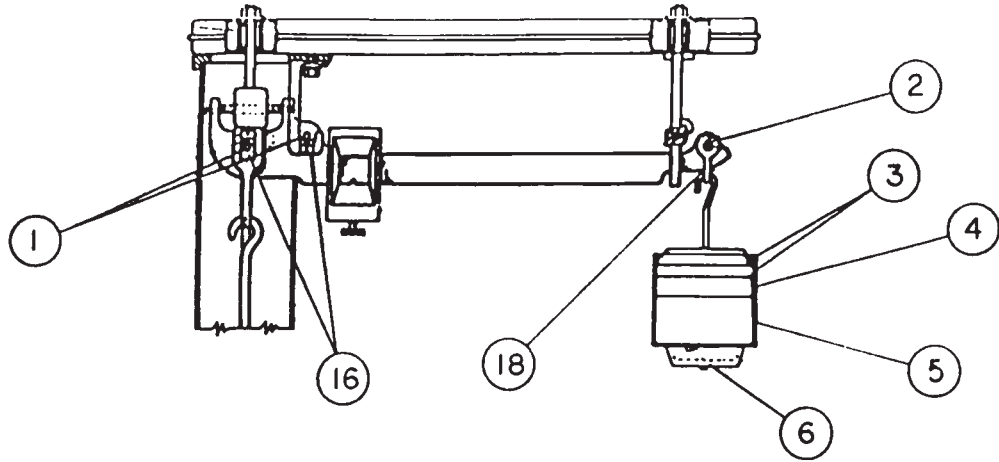
RL PN	DESCRIPTION	SUGGESTED LIST
10266	Equiv. Fairbanks no. N/a 10 kg x 100 g 2 1/4 in overall	Consult
10268	Equiv. Fairbanks no. N/a 25 kg x 250 g 3 1/4 in overall	Consult
10270	Equiv. Fairbanks no. Paz21 50 kg x 500 g 4 1/2 in overall	Consult
10272	Equiv. Fairbanks no. 21931 100 kg x 1 kg 4 1/2 in overall	Consult
10274	Equiv. Fairbanks no. 21930 200 kg x 2 kg 4 1/2 in overall	Consult



These weights will stack on
10185, 10186, 10187, 10188
counterpoise hangers

Fairbanks Reference Sheet

Portable Platform Scale Parts, Models 1124, 1280 and 12064
Old Style with Check Rods



FAIRBANKS

Individual Fairbanks Scale Parts

Portable Platform Scale Parts, Models 1124, 1280 and 12064

REF	QTY	RL PN	EQUIV. FAIRBANKS #	FB NEW #	DESCRIPTION	SUGGESTED LIST
1	2	F489P	PB50	n/a	Pivot, beam, fulcrum and load, 9/32 in x 2 in	Consult
2	1	F488P	PB42A	n/a	Pivot, beam, tip, 1/4 in x 1 1/8 in	Consult
3	2	10156	PA32	n/a	Counterpoise weight, 100 x 1	Consult
4	1	10158	PA21	n/a	Counterpoise weight, 200 x 2	Consult
5	1	10160	PB52	n/a	Counterpoise weight, 500 x 5	Consult
6	1	10185	PR20G, A8234	n/a	Counterpoise assembly, round (replaces PB20G, PA18K, DSE19, AND PB127)	Consult
7	4	F486	PQ25B	94044	Check rod	Consult
8	4	F484	PQ149A	94159	Pin, all four corners	Consult
9	1	F501	n/a	n/a	Center connection assembly (replaces PQ679, PQ1002E, AND PQ190AU)	Consult
10	1	F479P	PQ33C	17863	Pivot, upper, long lever, center conn.	Consult
11	4	F502	n/a	n/a	Loop with bearing, all 4 corners, 2 1/8 in inside length (replaces PQ24C AND PQ190AN)	Consult
12	8	F452P	PB31D	n/a	Pivots, load and fulcrum, 1/2 in x 2 5/32 in	Consult
12	4	F764P	1-37967-1	n/a	Pivots, load and fulcrum, 2000 lb scale	Consult
13	1	F480P	PQ33D	n/a	Pivot, lower, short lever center conn.	Consult
14	4	F498	PA594	17879	Shim, load bearing	Consult
15	4	F485	PA26	n/a	Bearing steel, load with bolt roll pin, shim	Consult
16	4	F483	PQ190AC	94178	Bearing, beam, fulcrum, and load	Consult
17	1	F490	PQ19AC	n/a	Bearing, nose iron	Consult
18	1	F493	1A1991	n/a	Tip loop, beam	Consult
19	4	F744	n/a	n/a	Wheel	Consult

Order kit no. F-474-K

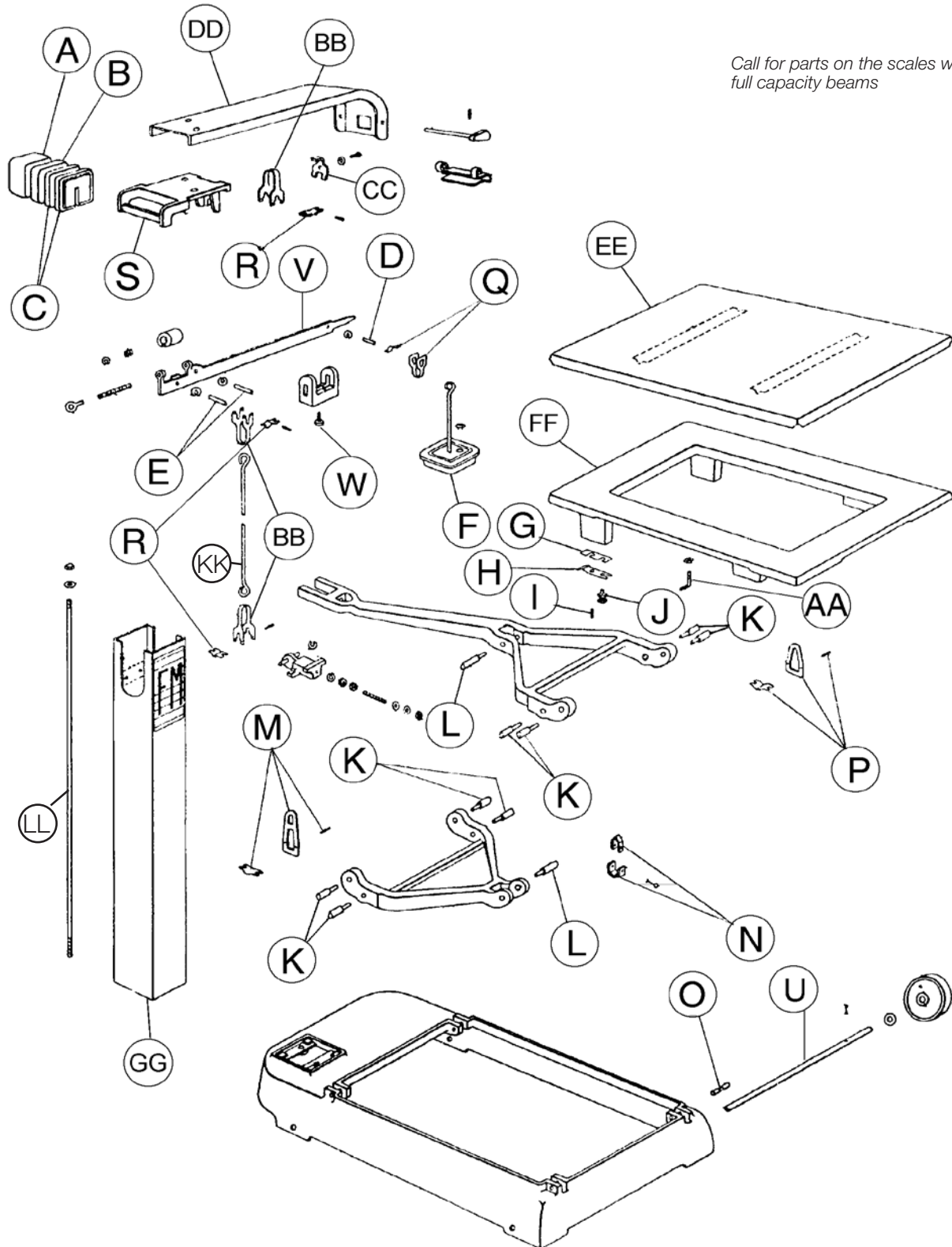
FAIRBANKS

Fairbanks Reference Sheet

Hobart Portable Platform Scale Parts

Models: RL1100, 1124A, 1280A, 12064A, 11774A, 41-3032, 41-3132, 41-3141, 41-3160, 41-3132-A21, 41-3132-S40, 41-3132-201

Call for parts on the scales with full capacity beams



FAIRBANKS

Individual Fairbanks Scale Parts

Hobart Portable Platform Scale Parts

Models: RL1100, 1124A, 1280A, 12064A, 11774A, 41-3032, 41-3132, 41-3141, 41-3160, 41-3132-A21, 41-3132-S40, 41-3132-201 16:1 Multi.

REF	QTY	RL PN	EQUIV. FAIRBANKS #	FB NEW#	DESCRIPTION	SUGGESTED LIST
A	1	10166	1A1471	17872	Counterpoise weight, 500 x 5 sq	Consult
B	1	10164	1A1470	17871	Counterpoise weight, 200 x 2 sq	Consult
C	2	10162	1A1469	17870	Counterpoise weight, 100 x 1 sq	Consult
D	1	F488P	1A779	17839	Pivot, beam, tip 1/4 in x 1 1/8 in tear drop	Consult
D	1	*F758P	n/a	n/a	Pivot, beam, tip 1/4 in sq x 1 1/8 in	Consult
E	2	F489P	1A780	17840	Pivot, beam 9/32 in x 2 in tear drop	Consult
E	1	F574P	1A2078			
		(For 413160, S40)		n/a	Pivot, beam 9/32 in x 2 1/4 in tear drop	Consult
E	1	F589P	n/a			
		(For 413160, S40)		n/a	Pivot, 5/16 in sq x 2 5/16 in	Consult
F	1	10193	1B1135	17888	Counterpoise assembly, square	Consult
G	4	F498	1A1920, PA594	17879	Shim, platform	Consult
H	4	F496	1A495	17835	V-bearing, platform, 3/4 in x 2 3/4 in	Consult
I	4	15277	SP-12.3	N/a	Groove-pin, 5/16 in x 1 1/4 in	Consult
J	4	F497	1A1919	17878	Stud, platform	Consult
K	8	F452P	1A1408	17862	Pivot, load and fulcrum, 1/2 in x 2 5/32 in	Consult
L	2	F487P	1A1409	17863	Pivot, center connection upper and lower, 9/32 in x 2 1/4 in	Consult
M		F575	1A1407	10302	Bearing only for F482 and F492 loop	Consult
M	2	F492	1A1922	10336	Loop assembly, rear corner, 1 7/8 in x 4 5/8 in (3 5/8 in inside length)	Consult
N	1	F481	n/a	n/a	For Fairbanks scales, center conn assy, upper and lower links 1 11/16 in inside dimensions	Consult
N	1	71069	n/a	n/a	For rice lake scales 2 1/32 in inside dimensions	Consult
O	4	F495	1A2143	10359	Pin, corner loop, 3/8 x 1 1/2 in	Consult
P	2	F482	1A1921	10335	Loop assembly, front corner, short	Consult
Q	1	F493	1A1991	17881	tip loop	Consult
R	6	F494	1A2150	17883	Bearing, fulcrum and load beam, also nose iron bearing, 1 1/4 in L x 11/16 in W x 3/32 in thick	Consult
S	1	22309	5C514-1	10127	Beam support weight hanger	Consult
U	2	F597	1-17371	17927	Axle	Consult
V	1	22316	n/a	n/a	Beam, with poise, pivots and balance balls	
W	1	F786	n/a	n/a	Poise screw	Consult
AA	2	D951	1-A3839-1	n/a	Spider lock down	Consult
BB	3	22315	n/a	n/a	Hanger	Consult
CC	1	22314	n/a	n/a	Clamp	Consult
DD	1	22310	n/a	n/a	Beam support	CONSULT
EE	1	22320	n/a	n/a	Cover	Consult
GG	1	22306	n/a	n/a	Column	Consult
KK	1	22308	n/a	n/a	Steel yard rod	Consult
LL	2	22307	n/a	n/a	Rod, pillar	Consult

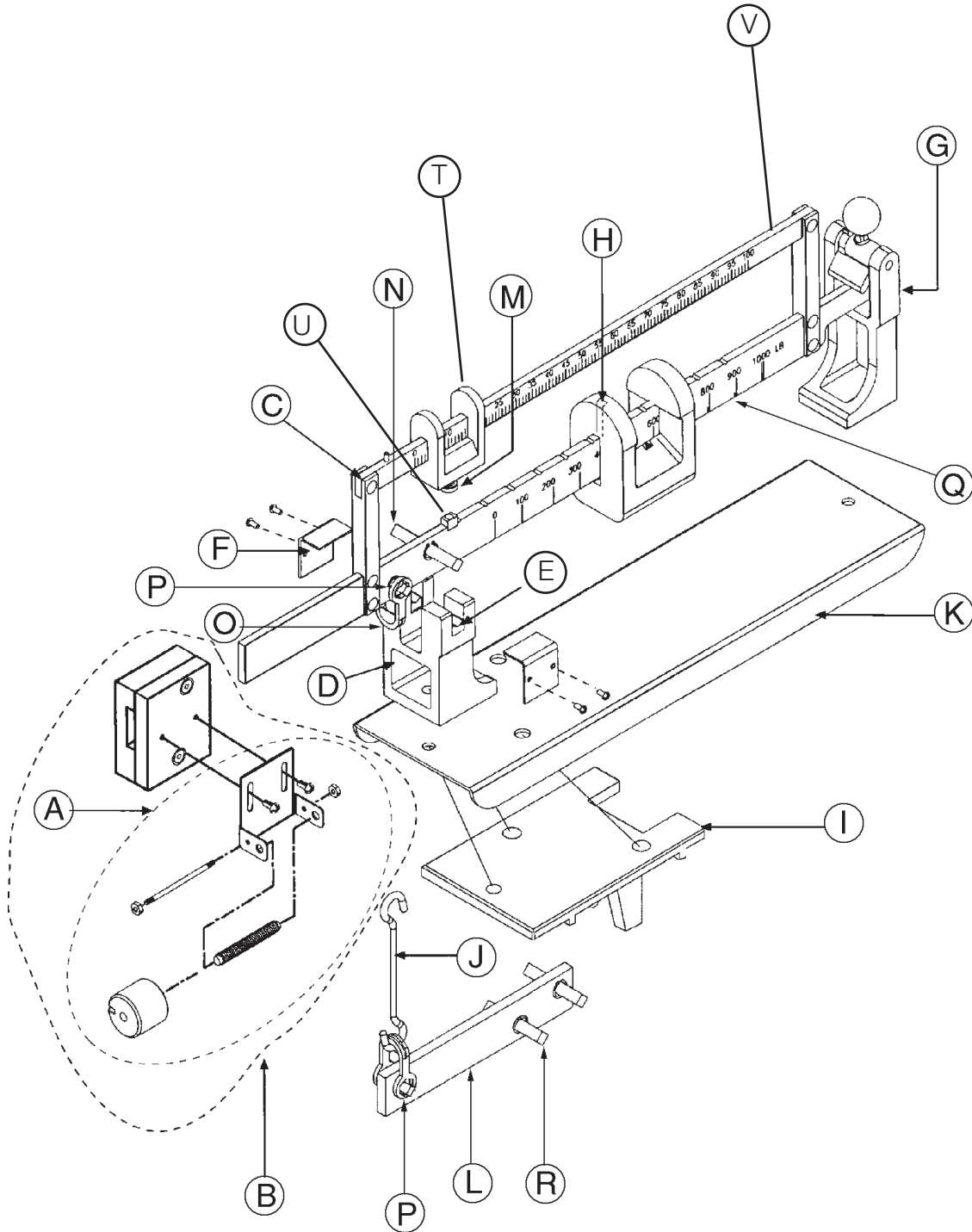
Order kit no. F-475-K

FAIRBANKS

Fairbanks Reference Sheet

Models: F594PLS

FAIRBANKS



Rice Lake Full Capacity Beam Parts

Call for Compatible Fairbanks Parts

Models: F594PLS

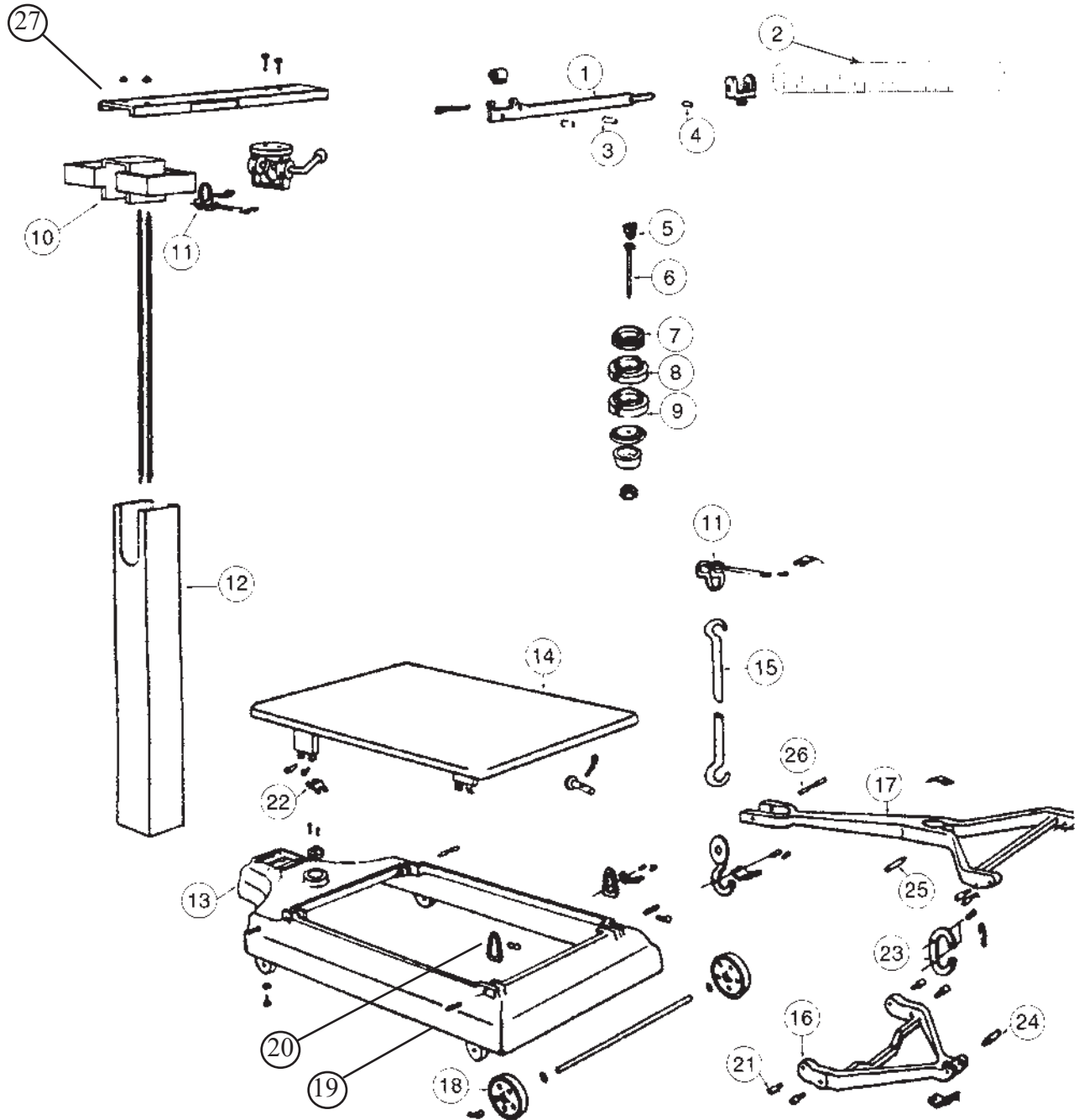
REF	RL PN	DESCRIPTION	SUGGESTED LIST
A	33956	Balance ball assembly Includes balance ball, balance ball adjustment, screw balance ball bracket, pin with nuts	Consult
B	33980	Balance ball assembly with back balance	Consult
C	F594SA	Complete beam with loop, pivots, balance ball and poise	Consult
D	F594-12	Fulcrum stand with bearings and friction plates	Consult
E	F594-22	Bearing only	Consult
F	F594-17	Friction plate only	Consult
G	F594-16	Stand, trig assembly	Consult
H	F594-23	Poise dog (screw part #14909)	Consult
I	F594-18	Pillar cap (casting)	Consult
J	F594-14	Hook, load	Consult
K	F594-11	Shelf, top plate	Consult
L	F594-15A	Shelf lever assembly	Consult
M	F594-24	Thumb screw	
*N	F594-29	Pivot fulcrum, f594p for fairbanks scales	Consult
O	F493	Loop	Consult
*P	F594-28	Pivot, load, f488p for fairbanks scales	Consult
Q	32294	Lower beam sub-assembly	Consult
*R	F594-27	Pivot, f489p for fairbanks scales	Consult
S	22315	Loop, load on small beam (not shown)	Consult
T	F594-4	Poise, top	Consult
U	F594-9	Stop (screw 21999)	Consult
V	F594-2	Upper beam	Consult

FAIRBANKS

Fairbanks Reference Sheet

1124, 1125, 1126, TS1000, MPS1203 and RL1200
New Style (No Check Rods)

FAIRBANKS



See next page

Individual Fairbanks Scale Parts

Portable Platform Scale Parts
 1124, 1125, 1126, TS 1000, MPS1203 and RL1200
 New Style (No Check Rods)

REF	RL PN	EQUIV. FAIRBANKS #	FB NEW #	DESCRIPTION	SUGGESTED LIST
1	162302	2-55441-BA	95843	Beam assembly, lb.	Consult
	162301		N/a	Beam assembly, kg.	Consult
2	*50930	2-55441-BBI	95845	Brass beam insert set	Consult
5	F493	n/a	n/a	Tip, loop	Consult
6	10188	N/a	58935	Counter poise hanger	Consult
7	10156	2-55444-55	94052	Counter poise weight, 100 lb. x 1	Consult
8	10158	2-55444-56	94032	Counter poise weight, 200 lb. x 2	Consult
9	10160	N/a	94085	Counter poise weight, 500 lb. x 5	Consult
10	162244	2-55441-39	95839	Weight rack	Consult
12	162239	2-55443-2	58933	Pillar	Consult
13	162247	2-55443-4	95848	Base frame	Consult
14	162246	2-55443-3	95847	Cover	Consult
15	162240	2-55443-15	58934	Steel yard rod with hock and bearing	Consult
16	162252	2-55443-25	72948	Short main lever assembly	Consult
17	162253	2-55443-33	72947	Long main lever assembly	Consult
18	162248	2-55447-16	95869	Wheels 5 in diameter x 5/8 in bore, set of four	Consult
19	41650	2-55446-10	95859	Pins, fulcrum loops	Consult
20	41642	2-55446-13	58938	Fulcrum loops 1 15/16 in inside dimensions	Consult
21	41645	2-55446-24	95861	Load and fulcrum pivots M.L.	Consult
22	41651	2-55446-6	58937	Bearing, load, plate form	Consult
23	41643	2-55446-69	58939	Center connection with bearings	Consult
24	50931	2-55446-30	N/a	Pivot, tip, short lever, 2 in	Consult
25	51981	2-55446-31	95863	Pivot, center of long lever, 3 3/4 in	Consult
26	62980	2-55446-34	95864	Pivot, tip, long lever	Consult
27	Call	2-55446-45	95841	Beam cap	Consult

*This PN includes both front and back. These are brass and need to be applied with contact cement.

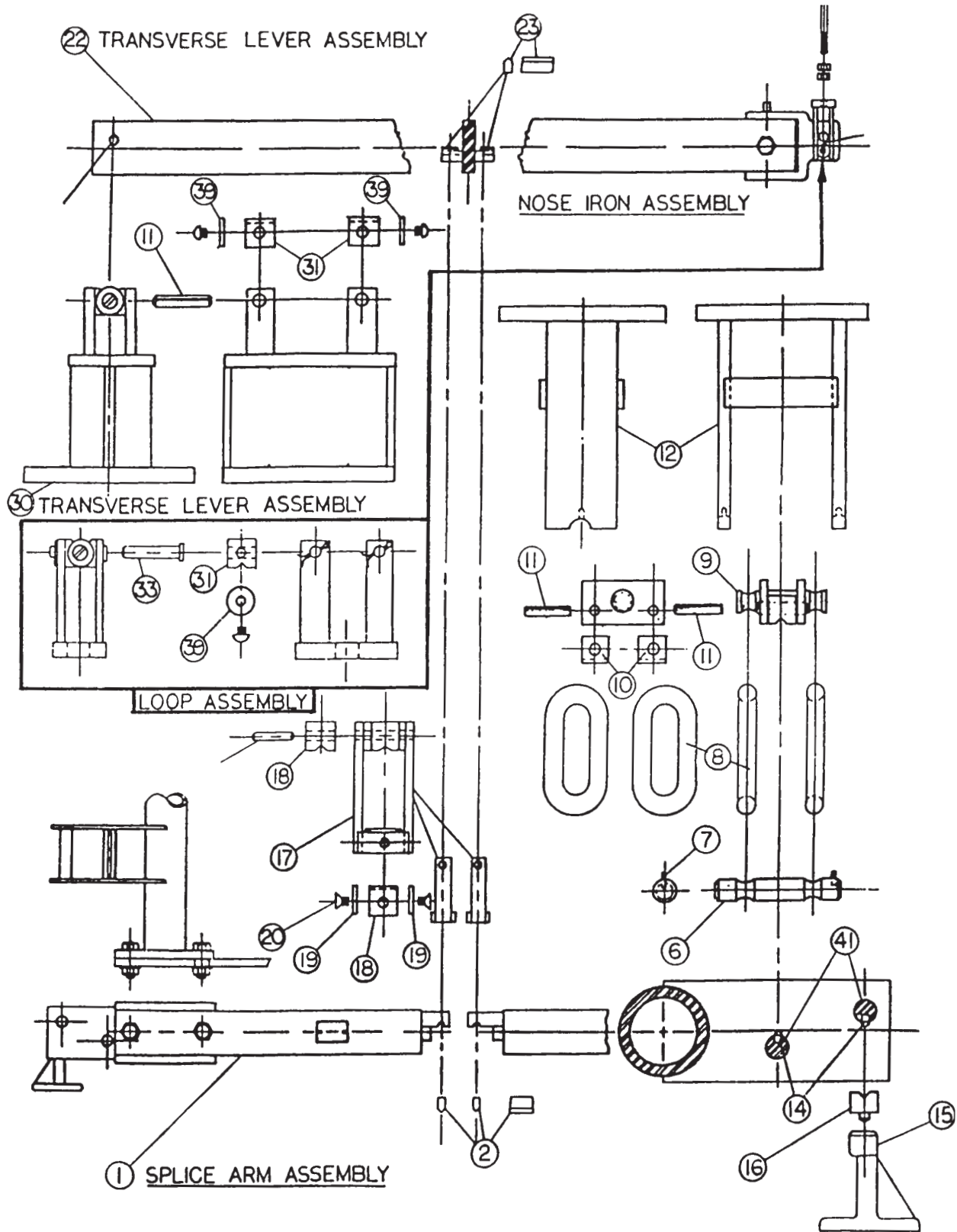
xx Call for details.

FAIRBANKS

Fairbanks Reference Sheet

Pipe Lever Scale Parts On Stands, 10,000 lb

FAIRBANKS



Individual Fairbanks Scale Parts

Pipe Lever Scale Parts On Stands, 10,000 lb

REF	QTY	RL PN	EQUIV. FAIRBANKS #	FB NEW #	DESCRIPTION	SUGGESTED LIST
2	8	F309P	82543A	96317	..pivot, 1/4 in x 1/2 in x 15/16 in	Consult
6	4	F301	84013	59932	..trunnion bar assembly	Consult
7	4	15242	n/a	n/a	..spring pin, 5/32 in x 1/2 in l	Consult
8	8	F312L	84011, 87461	59931	..link, 5/8 in dia, inside length 3/4 in	Consult
9	4	F302	84009	59930	..saddle block assembly	Consult
10	8	F303	82551C	n/a	..bearing steel, 1 in square, no tapped hole	Consult
11	10	15292	n/a	n/a	..spring pin, 3/8 in x 1 3/4 in l	Consult
14	16	F304P	82543	n/a	..pivot, 1/4 in x 1/2 in x 1 1/8 in	Consult
16	4	F305	84016, 87460	60537	..bearing steel, 1 in x 3/4 in x 3 1/8 in	Consult
18	4	10848	82551A, A12417-2		..bearing steel, 1 in square, 2 tapped holes	Consult
19	12	F308	WJ361A, 5A12163-5		..friction plate	Consult
20	12	14884	n/a	n/a	..screws, 1/4-20 x 5/16 in l	Consult
21	4	15294	n/a	n/a	..spring pin, 3/8 in x 2 in	Consult
22	8	F309P	82543A	96317	..pivot, 1/4 in x 1/2 in x 15/16 in	Consult
23		F323P	84310	59982	..pivot, 1/4 in x 1/2 in x 1 1/2 in both ends tapered same way	Consult
30	4	F310	82551B, A12417-2	n/a	..bearing, steel, 1 in square, 1 tapped hole	Consult

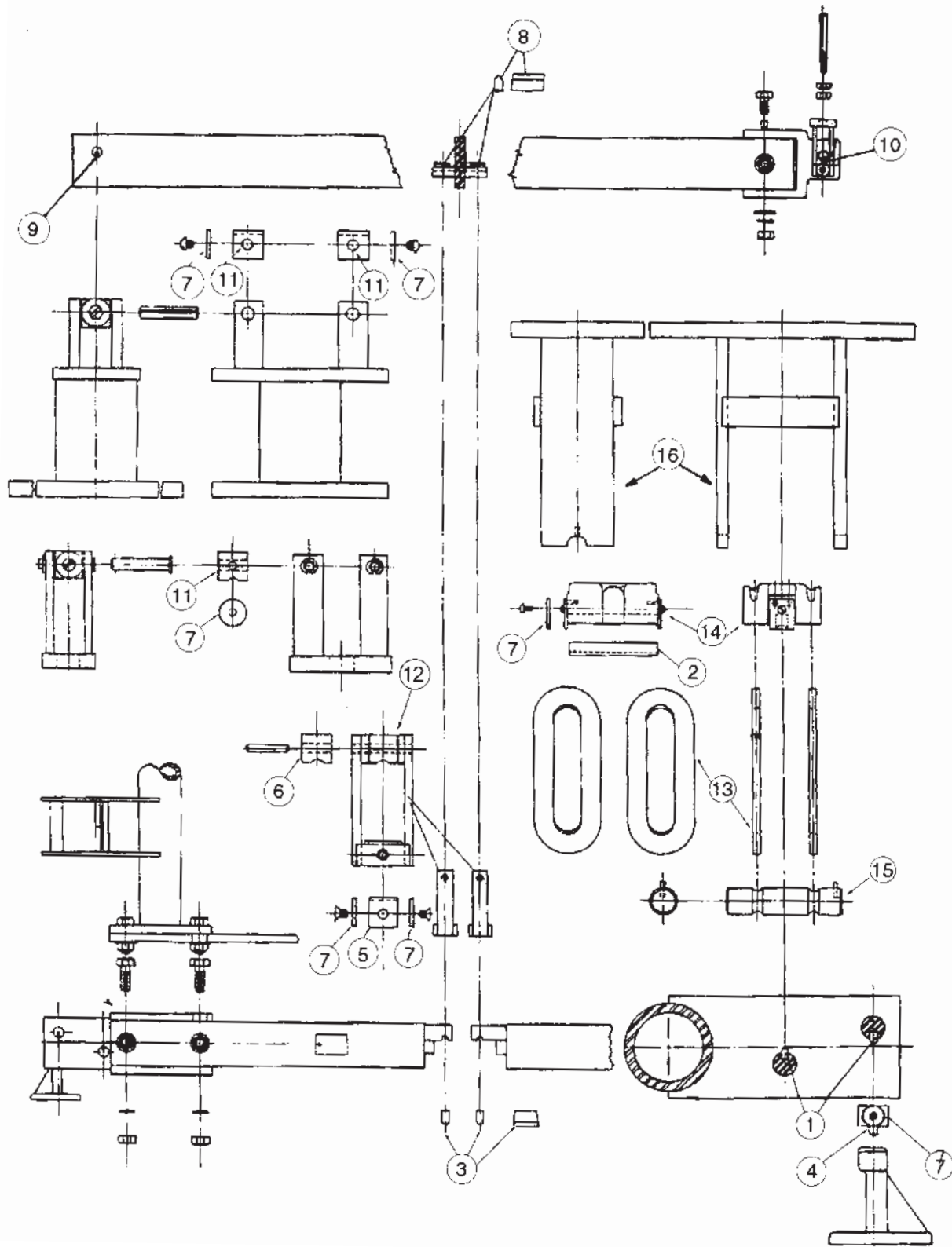
Order kit no. F-468-K

FAIRBANKS

Fairbanks Reference Sheet

Pipe Lever Scale Parts On Stands, 20,000 lb

FAIRBANKS



Individual Fairbanks Scale Parts

Pipe Lever Scale Parts On Stands, 20,000 lb

REF	QTY	RL PN	EQUIV. FAIRBANKS #	FB NEW #	DESCRIPTION	SUGGESTED LIST
1	8	F465P	FG313, FG313A	54789	Pivot, load and fulcrum	Consult
2	4	F538	74322, 85111	96300	Bearing, load	Consult
3	2	F309P	82543A, 84122	96317	Pivot, tip	Consult
4	4	F326	84154, 85309	96323	Bearing	Consult
5	2	F303	82551C, 84121	n/a	Bearing	Consult
6	2	F307	82551A, A12417-1	94893	Bearing	Consult
7	8	F308	WJ361A, 5A12163-5	54816	Friction plate	Consult
8	2	F323P	84310	59982	Pivot, load	Consult
10	2	F753PSS	84126	59951	Pivot, tip	Consult
11	2	F310	82551B, A12417-2	n/a	Bearing	Consult

Order kit no. **F-521-K**

Suspension Kit Parts (For The Scale Listed Above)

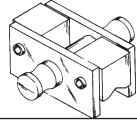
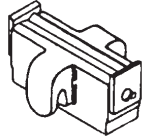


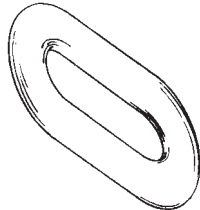
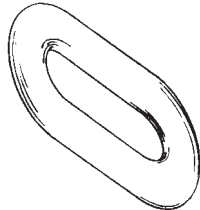
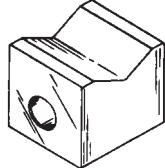
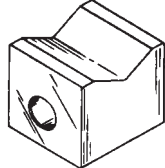
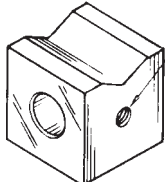
REF	QTY	RL PN	EQUIV. FAIRBANKS #	FB NEW #	DESCRIPTION	SUGGESTED LIST
13	8	F325L	87244	59953	Link casting no. 84136	Consult
14	4	F327	87465	60540	Saddle block no. 84135	Consult
15	4	F328	84138	59954	Trunnion	Consult

Order kit no. **F-522-K**

FAIRBANKS

Individual Fairbanks Scale Parts

Pipe Lever Scale Parts

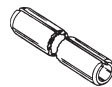
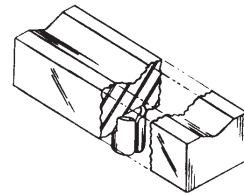
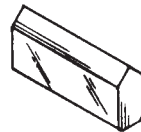
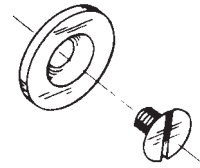
RL PN	DESCRIPTION	FB NEW #	SUGGESTED LIST	
*F302	Equiv. Fairbanks no. 84009 Size: 3 in x 1 1/2 in x 3 1/4 in Saddle assembly 10,000 lb	59930	Consult	
*F327	Equiv. Fairbanks no. 70329, 87465, 84135 Size: 1 3/8 in x 1 15/16 in x 4 1/16 in Saddle block, F538 bearing Insert included 20,000 lb	60540	Consult	
*F301	Equiv. Fairbanks no. 84013 Size: 3/4 in dia x 4 5/8 in Trunnion bar assembly 10,000 lb	59932	Consult	
*F328	Equiv. Fairbanks no. 84138 Size: 1 1/4 in dia x 5 1/4 in Grooves 2 1/2 in apart Trunnion bar, roll pin 5/32 in 20,000 lb	59954	Consult	
F312L	Equiv. Fairbanks no. 84011, 87461 Size: 5/8 in dia x 3 1/4 in inside Length link 10,000 lb	59931	Consult	
*F325L	Equiv. Fairbanks no. 84136H, 87466, 87244 Size: 1 1/16 in wide x 7/16 in thick Inside length 5 1/2 in, link 40/50 20,000 lb cast	59953	Consult	
*F303	Equiv. Fairbanks no. 82551C Stainless steel bearing, 1 in square	59947	Consult	
F311	Equiv. Fairbanks no. 1-32552-1, 89622, 82551 Size: 1 in x 1 in x 1 3/16 in used in fairbanks hopper Overhead type hanging scale	n/a	Consult	
*F307	Equiv. Fairbanks no. 82551A, A12417-2		Consult	 Threaded hole - both ends
F780SS	Equiv. Fairbanks no. 88970 Bearing steel, 1 in square Two tapped holes Use f-308 and 14884 friction and screw	94893	Consult	
*F310	Equiv. Fairbanks no. 82551B Bearing steel, 1 in square, one tapped hole use F308 and 14884 friction and screw	n/a	Consult	

*Item obsolete or discontinued. When remaining stock is depleted, published prices are withdrawn and the item is subject to a special order quote.

Individual Fairbanks Scale Parts

Pipe Lever Scale Parts (cont.)

RL PN	DESCRIPTION	FB NEW #	SUGGESTED LIST
F308 14884	Equiv. Fairbanks no. CI817 Friction plate and screw Screw 1/4-20 x 5/16 in	54816	Consult Consult
F756 22003	Equiv. Fairbanks no. WJ361A Friction plate and screw Screw 10-24 x 5/16 in	54816	Consult Consult
F304P	Equiv. Fairbanks no. 82543 Stainless steel Size: 1/4 in x 1/2 in x 1 1/8 in pivot	59846	Consult
F309P	Equiv. Fairbanks no. 82543A Size: 1/4 in x 1/2 in x 15/16 in Pivot, both ends tapered	96317 59948	Consult
*F753PSS	Size: 1/4 in x 1/2 in x 1 in Straight ends	59951	Consult
*F323P	Equiv. Fairbanks no. 84310 Size: 1/4 in x 1/2 in x 1 1/2 in Pivot, both ends tapered same way	59982 59983	Consult
*F305	Equiv. Fairbanks no. 84016, 87460 Size: 1 in x 3/4 in x 3 1/8 in includes 3/8 in x 3/4 in roll pin bearing, 10,000 lb fulcrum	60537 59943	Consult
F556	Equiv. Fairbanks no. WJ362B Size: 1 in x 3/4 in x 3 1/8 in with 3/8 in roll pin bearing with one friction plate	n/a	Consult
F326	Equiv. Fairbanks no. 84154 Size: 1 in x 1 1/4 in x 4 1/16 in includes 3/8 in x 3/4 in roll pin/friction plates bearing, 20,000 lb fulcrum	96303	Consult
15242.....	Spring pin, 5/32 in x 1/2 in long	n/a	Consult
15292.....	Spring pin, 3/8 in x 1 3/4 in long		Consult
15294.....	Spring pin, 3/8 in x 2 in long		Consult
15265.....	Spring pin, 1/4 in x 1 in long		Consult
25526.....	Spring pin, 1/4 in x 1/2 in long		Consult
110817.....	Spring pin, 1/2 in x 2 1/2 in		Consult
15290.....	Spring pin, 3/8 in x 1 1/2 in		Consult
110816.....	Spring pin, 3/8 in x 2 1/2 in		Consult
15263.....	Spring pin, 1/4 in x 3/4 in		Consult
108662.....	Spring pin, 1/2 in x 1 1/2 in		Consult
15285.....	Spring pin, 3/8 in x 1 in		Consult
15274.....	Spring pin, 5/16 in x 3/4 in		Consult



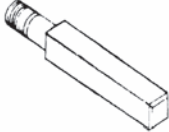
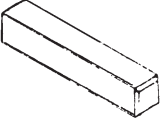

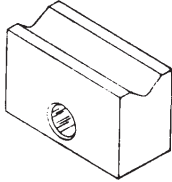
*Item obsolete or discontinued. When remaining stock is depleted, published prices are withdrawn and the item is subject to a special order quote.

Individual Fairbanks Scale Parts

Warehouse and Floor Scale Parts

Steel Fabricated Models: 23-2001 Through 23-2006 and 23-2011

Levertronic Models: 14-2001, 14-2002, and 14-2004

RL PN	DESCRIPTION	FB NEW #	SUGGESTED LIST	
F729P	Equiv. Fairbanks no. 1-27979-1, 89604 Size: 1/2 in x 1/2 in x 3 7/8 in 7/16-20 thread Knife edge: 2 13/16 in pivot	61317	Consult	
*F730P	Equiv. Fairbanks no. 1-29383-1, 89603 Size: 1/2 in x 1/2 in x 3 5/8 in pivot	61316	Consult	
F762	Equiv. Fairbanks no. 89605, 1A222 size: 1 in dia Friction plate	61318	Consult	
F311	Equiv. Fairbanks no. 1-32552-1, 89622, 82551 Size: 1 in x 1 in x 1 3/16 in long Hole size: 13/32 in bearing	96318	Consult	
*F738	Equiv. Fairbanks no. 1-32552-3, 89623 Size: 1 in x 1 in x 1 1/2 in long Hole size: 3/8 in Bearing	N/a	Consult	
F731	Equiv. Fairbanks no. 1-29250-1, 89620 Size: 1 in x 1 in x 1 25/32 in long Hole size: 13/32 in bearing	61331	Consult	

*Item obsolete or discontinued. When remaining stock is depleted, published prices are withdrawn and the item is subject to a special order quote.

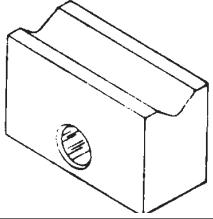
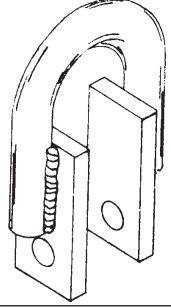
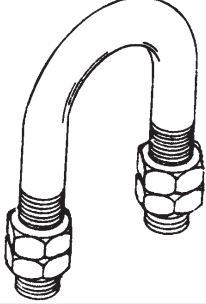
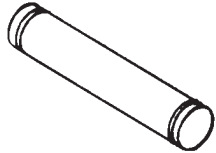
FAIRBANKS

Individual Fairbanks Scale Parts

Warehouse and Floor Scale Parts

Steel Fabricated Models: 23-2001 Through 23-2006 and 23-2011

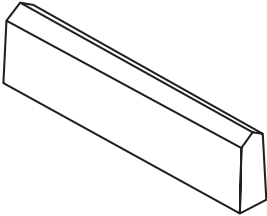
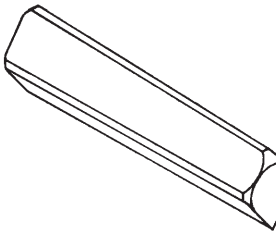

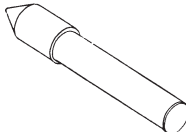
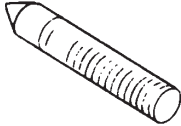
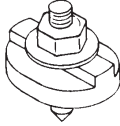

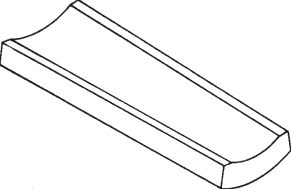
Levertronic Models: 14-2001, 14-2002, and 14-2004 (cont.)

RL PN	DESCRIPTION	FB NEW #	SUGGESTED LIST	
*F737	Equiv. Fairbanks no. 1-34815-1, 89621 Size: 13/16 in x 1 1/8 in x 1 13/16 in Hole size: 25/64 in Bearing, stand	61332	Consult	
*F739	Equiv. Fairbanks no. 2-29377-1, 89651 Size: 1/2 in dia x 2 9/16 in x 3/4 in long use pin F742	61348	Consult	
*F740	Equiv. Fairbanks no. 1-29255-1, 89624, Size: 1/2 in dia x 2 1/2 in Wide x 3 7/16 in long u-bolt, load	61335	Consult	
*F741	Equiv. Fairbanks no. 5A9356-12, 89626 Size: 3/8 in dia x 2 1/16 in long Pin with snap rings	61338	Consult	
*F742	Equiv. Fairbanks no. 5A9356-10, 89625 Size: 3/8 in dia x 1 7/8 in long Pin with snap rings	61337	Consult	

*Item obsolete or discontinued. When remaining stock is depleted, published prices are withdrawn and the item is subject to a special order quote.

Individual Fairbanks Scale Parts

Truss Lever Stock Scale Models 11492, 11514, 11548, 11596

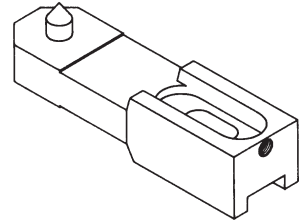
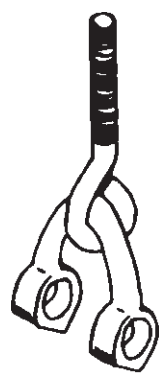
RL PN	DESCRIPTION	FB NEW #	SUGGESTED LIST	
F541P	Equiv. Fairbanks no. WA19 Size: 7/16 in x 7/8 in x 3 1/4 in Load pivot	n/a	Consult	
F540P	Equiv. Fairbanks no. WA18C Size: 13/16 in x 5 in Fulcrum pivot, 5 ton	n/a	Consult	
F586P	Equiv. Fairbanks no. WD18A Size: 7/8 in x 5 in Fulcrum pivot, 10 ton	n/a	Consult	
F545P	Equiv. Fairbanks no. WDA31 Size: 5/8 in x 3 1/2 in Shelf lever pivot	n/a	Consult	
F542P	Equiv. Fairbanks no. WA20A Size: 7/16 in x 2 1/16 in Center pin pivot	n/a	Consult	
F548P	Equiv. Fairbanks no. W3A20 Size: 7/16 in x 2 1/4 in 14 u. S. Standard thread Threaded pin pivot	n/a	Consult	
F549	Equiv. Fairbanks no. WA23 Size: 2 1/8 in x 2 1/4 in Button, nose iron	n/a	Consult	
F529	Equiv. Fairbanks no. WA44B 54046 Size: 25/32 in dia x 13/32 in Pivot cup	54046	Consult	
F543	Equiv. Fairbanks no. WA61 Size: 1/4 in x 1 1/4 in x 3 1/2 in Bearing steel	n/a	Consult	

FAIRBANKS

Individual Fairbanks Scale Parts

Truss Lever Stock Scale Models 11492, 11514, 11548, 11596

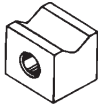
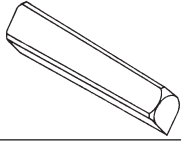
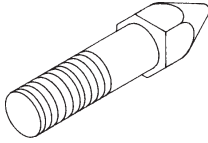
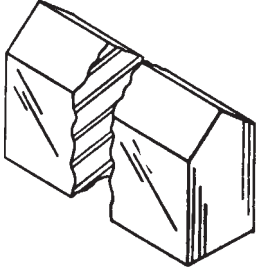



RL PN	DESCRIPTION	FB NEW #	SUGGESTED LIST
F544	Equiv. Fairbanks no. WB10-MI Size: 3 15/16 in x 3 5/8 in Loop fulcrum	n/a	Consult
F546	Equiv. Fairbanks no. WA329 Size: 3/4 in dia rod 10 in Eye and loop fulcrum, 5-ton	n/a	Consult
F547	Equiv. Fairbanks no. WA328 Size: 3/4 in dia rod 7 in Eye and loop fulcrum, 5-ton	n/a	Consult
F792	Equiv. Fairbanks no. WG328 Size: 1 in dia rod x 9 1/4 in Eye and loop fulcrum, 10-ton	n/a	Consult
F793	Equiv. Fairbanks no. WG329 Size: 1 in dia rod x 12 1/4 in Eye and loop fulcrum, 10-ton	n/a	Consult
F582	Equiv. Fairbanks no. WA21A Size: 1 1/4 in x 1 1/2 in x 5 9/16 in Nose iron, single pivot, 5-ton	n/a	Consult
F583	Equiv. Fairbanks no. WA22A Size: 1 1/4 in x 1 1/2 in x 5 9/16 in Nose iron, double pivot, 5-ton	94036	Consult
F584	Equiv. Fairbanks no. WG22A Size: 1 1/4 in x 2 in x 5 3/4 in Nose iron, single pivot, 10-ton	94037	Consult
F585	Equiv. Fairbanks no. WG21A Size: 1 1/4 in x 2 in x 5 3/4 in Nose iron, double pivot, 10-ton	n/a	Consult



FAIRBANKS

Individual Fairbanks Scale Parts

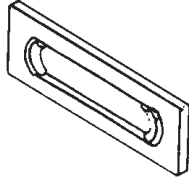
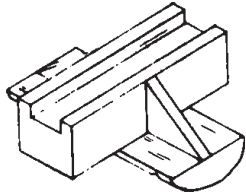
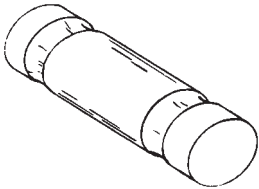
Self-Contained Wagon, 5 and 10-Ton

RL PN	DESCRIPTION	FB NEW #	SUGGESTED LIST	
F735	Equiv. Fairbanks no. WJ390A Size: 3/4 in x 3/4 in x 1 in Bearing	n/a	Consult	
F759P	Equiv. Fairbanks no. WJ31 Size: 9/16 in sq x 5 1/2 in Pivot	n/a	Consult	
F750P	Equiv. Fairbanks no. WJ379 Size: 9/16 in hex x 1 15/16 in Pivot, hex Thread size 3/8 in-16unc	n/a	Consult	
F458P	Equiv. Fairbanks no. WR281 Size: 1/2 in x 1 in x 3 in Tapered on both ends	54736	Consult	
F532P	Equiv. Fairbanks no. SE255 Size: 1/2 in x 1 in x 1 1/2 in Tapered on both ends	54715	Consult	
F554P	Equiv. Fairbanks no. WJ280A Size: 7/16 in x 7/8 in x 1 in Tapered on both ends	n/a	Consult	
F555P	Equiv. Fairbanks no. WJ281 Size: 7/16 in x 7/8 in x 3 in Tapered on both ends	n/a	Consult	
F556	Equiv. Fairbanks no. WJ362B Size: 1 in x 3/4 in x 3 1/8 in with 3/8 in Roll pin one friction plate One end tapped: 1/4-20 Bearing	n/a	Consult	
F571	Equiv. Fairbanks no. WR613 Size: 3/4 in x 3/4 in x 1 1/4 in Hole size: 1/4 in Bearing	n/a	Consult	
F572	Equiv. Fairbanks no. WJ390 Size: 7/16 in x 7/8 in x 1 in Hole size: 1/4 in Bearing	n/a	Consult	

FAIRBANKS

Individual Fairbanks Scale Parts

Portable Contractor


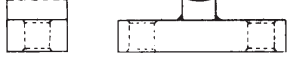


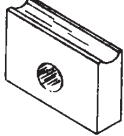


RL PN	DESCRIPTION	FB NEW #	SUGGESTED LIST	
F721L	Equiv. Fairbanks no. 1528 Size: 3/4 in x 4 in x 11 3/4 in Link, 8 1/4 in inside dimensions Used in model 4535	55754	Consult	
F727L	Equiv. Fairbanks no. 1516 Size: 3/4 in x 5 in x 12 3/4 in 8 1/2 in inside	55749	Consult	
F722	Equiv. Fairbanks no. 2496 Size: 3 1/2 in between grooves Center to center Saddle block		Consult	
F724	Equiv. Fairbanks no. 1817 Size: 4 in between grooves Center to center Saddle block Used in model 4535	55778	Consult	
F723	Equiv. Fairbanks no. 1527 Size: 3 1/2 in between grooves Center to center 2 in dia x 7 7/16 in overall hole for 3/8 in Pin, one end trunnion block	55753	Consult	
F725	Equiv. Fairbanks no. 1517 Size: 4 in between grooves- Center to center 2 in Dia x 8 in overall Hole for 3/8 in pin, one end Trunnion block Used in model 4535	55750	Consult	

FAIRBANKS

Individual Fairbanks Scale Parts

Portable Contractor (Cont.)

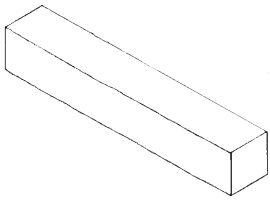
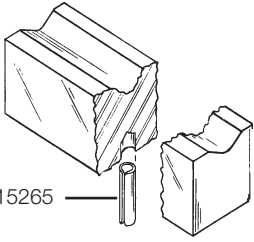
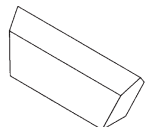
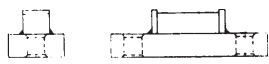
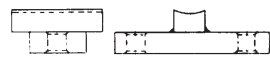
FAIRBANKS

RL PN	DESCRIPTION	FB NEW #	SUGGESTED LIST
F460	Equiv. Fairbanks no. 1819 Bearing: 1 in x 3/4 in x 2 1/16 in Block: 2 in x 1 in x 5 1/4 in - 3/4 in holes 3 11/16 in between centers ML tip bearing and strap	94418	Consult 
F461	Equiv. Fairbanks no. 1612 Bearing: 1 in x 3/4 in x 2 1/16 in Block: 2 in x 1 in x 5 1/4 in - 3/4 in holes 3 11/16 in between center TL load bearing and strap	55764	Consult 
F463	Equiv. Fairbanks no. 2195 Bearings: 1 in x 3/4 in x 2 1/16 in Block: 3/4 in x 2 in x 5 1/4 in - 17/32 in holes 3 11/16 in between centers TL tip bearing and strap	55803	Consult 
F464	Equiv. Fairbanks no. 2117 Bearing: 1 in x 3/4 in x 3 in Block: 3/4 in x 2 in x 5 1/4 in - 17/32 in holes 3 11/16 in between centers SL tip, load and fulcrum bearing	N/a	Consult 
F726	Equiv. Fairbanks no. N/a Size: 1 in x 2 in x 3 in Hole size: 5/8 in Bearing Used in model 4535	n/a	Consult 
F459	Equiv. Fairbanks no. 1514 Bearing: 1 in x 3/4 in x 6 7/16 in 5 1/16 in between bearing feet ML load and fulcrum bearing	55748	Consult
F462	Equiv. Fairbanks no. 1736 Bearing: 1 in x 3/4 in x 6 in 4 1/16 in between bearing feet TL fulcrum stand bearing	55772	Consult 
F468	Equiv. Fairbanks no. N/a Bearing: 1 in x 3/4 in x 5 in 3 13/16 in between bearing feet	n/a	Consult 
F781	Equiv. Fairbanks no. N/a Bearing: 1 in x 3/4 in x 5 in 3 9/16 in between bearing feet	n/a	Consult
F714	Equiv. Fairbanks no. N/a Bearing: 1 in x 3/4 in x 10 in 8 1/8 in between bearing feet	60526	Consult
F789	Equiv. Fairbanks no. 87390 Bearing: 1 in x 3/4 in x 10 1/8 in	N/a	Consult
F785	Equiv. Fairbanks no. N/a Bearing: 1 in x 3/4 in x 12 1/2 in	n/a	Consult
F1711RR	Equiv. Fairbanks no. N/a Bearing: 1 in x 3/4 in x 12 1/2 in 11 1/16 in between bearing feet	n/a	Consult

These bearings vary in length. Measure the length and distance between the feet. If the size you need is not listed, we will make it at no additional cost.

Individual Fairbanks Scale Parts

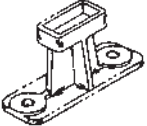
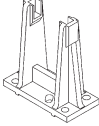

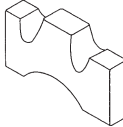
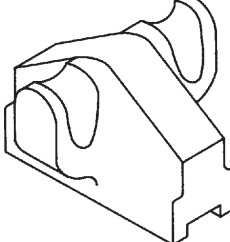
Motor Truck Scales, Holman Type
Steel Pipe Lever Scale

RL PN	DESCRIPTION	FB NEW #	SUGGESTED LIST	
10763	Equiv. Fairbanks no. 40-011-600 Size: 1/2 in sq x 6 1/2 in Pivot, load and fulcrum	54105	Consult	
10873	Size: 1/2 in sq x 6 in For other brands of scales	n/a	Consult	
10699	Equiv. Fairbanks no. 40-334-600 Equiv. Fairbanks no. 90341 With pin Size: 1 in x 1 in x 6 1/2 in 3 holes 1/4 in dia Bearing, load and fulcrum	54807	Consult	
10900	Equiv. Fairbanks no. 90357 Size: 1 in x 1 in x 10 in Roll pin pn 15265	n/a	Consult	
10963	Equiv. Fairbanks no. 40-008-600 Size: 1/2 in x 1 1/8 in x 2 5/8 in Pivot, tip	n/a	Consult	
F787	Equiv. Fairbanks no. 45-015-600 Size: 2 in x 1 5/8 in x 6 in Bearing, main lever tip	54110	Consult	
F788	Equiv. Fairbanks no. 45-014-600 Size: 3 in x 1 5/8 in x 6 in Load, torque tube	54109	Consult	

FAIRBANKS

Individual Fairbanks Scale Parts

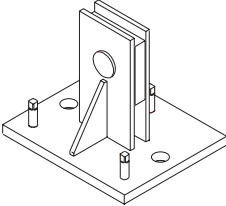
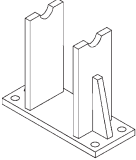
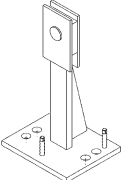
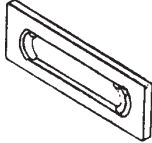
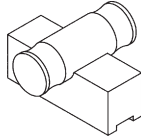
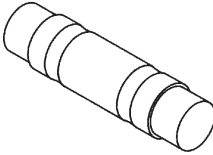
Motor Truck Scales, Holman Type
With Cast Iron Suspension

RL PN	DESCRIPTION	FB NEW #	SUGGESTED LIST	
70795 Replaces YSD19PV	Equiv. Fairbanks no. 91152 Size: 6 in x 7 1/2 in x 14 1/2 in	62026		
50319	Equiv. Fairbanks no. 85411,87239 Size: 13 3/4 in x 6 in x 12 in Girder chair, cast Fits trunnion F746	60392	Consult	
Consult	Equiv. Fairbanks 91171 Sizes Stand, torque tube Cast iron	62030	Consult	
F478DL	Equiv. Fairbanks no. RD-135, 87243 Size: 8 1/2 in inside length Used in models with cast suspension	60396	Consult	
F746	Equiv. Fairbanks no. 85412, 87230, 8 lb size: 1 7/8 in x 4 1/4 in x 7 1/4 in Trunnion block	60382	Consult	
F747	Equiv. Fairbanks no. 85414, 87222, 9 Lb size: 5 1/4 in x 3 5/8 in x 5 in Use bearing F459 Saddle block	60375	Consult	
F749	Equiv. Fairbanks no. 85413, 87223, 7 1/2 lb size: 5 1/4 in x 3 5/8 in x 3 1/2 in use bearing F781 Saddle block	N/a	Consult	

FAIRBANKS

Individual Fairbanks Scale Parts



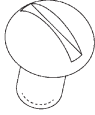


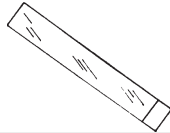
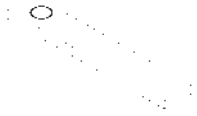
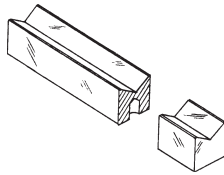
Motor Truck Scales, Holman Type
Steel Pipe Lever with Steel Suspension

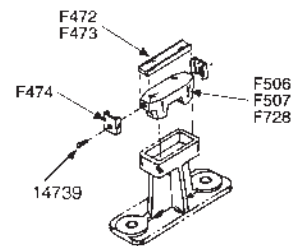
RL PN	DESCRIPTION	FB NEW #	SUGGESTED LIST	
49993	Equiv. Fairbanks no. 45-006-600 Size: 10 in x 12 in base, 10 1/8 in tall fulcrum stand, M.L. Steel	54071	Consult	
49992	Equiv. Fairbanks no. 45-017-600 Size: 6 in x 14 in base, 12 1/2 in tall Girder chair, steel Fits trunnion F776 Steel	54113	Consult	
99781	Equiv. Fairbanks no. 45-007-600 Size: 10 in x 12 in base 22 1/4 in high Bottom to bearing is 21 1/2 in Stand, torque tube Steel	54072	Consult	
F782L	Equiv. Fairbanks no. 45-012-600 Size: 3/4 in x 5 in x 13 1/2 in inside length: 9 in link, steel newer scales used cast link, F478DL	54106	Consult	
F783	Equiv. Fairbanks no. 45-013-600 Size: 5 3/8 in x 3 1/4 in x 5 in Hole size: 1/4 in dia Saddle block, steel Newer scale used cast saddle F747	54107	Consult	
F776	Equiv. Fairbanks no. 40-032-600 Size: 2 3/8 in dia x 9 in Trunnion, steel Fit girder chair 49992 New scale used cast trunnion F746 New style uses chair 50319	54149	Consult	

FAIRBANKS

Individual Fairbanks Scale Parts

Motor Truck and Contractor Scale Parts


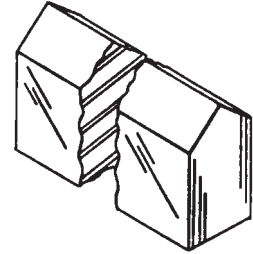
RL PN	DESCRIPTION	FB NEW #	SUGGESTED LIST	
F424	Equiv. Fairbanks no. TX152 Size: 1/8 in x 3/4 in x 1 9/16 in long Anti-friction plate	54520	Consult	
F751	Equiv. Fairbanks no. 83364 Size: 1/8 in x 1 3/8 in x 1 1/2 in Anti-friction plate	59851	Consult	
22005	Screw, machined Size: 1/4 in - 20NC x 1/2 in Slotted round head, Steel zinc plated	10941	Consult	
F474	Equiv. Fairbanks no. 86691, 86823 Size: 1/2 in x 1 3/8 in x 1 1/2 in Friction plate, bolt #14739	60286	Consult	
F406	Equiv. Fairbanks no. SD244A Size: 1/2 in x 1 in x 7/8 in Offset hole size: 1/4 in Beam bearing	11414	Consult	
F763P	Equiv. Fairbanks no. 1-35398-1 Size: 1/2 in x 1/2 in x 2 7/8 in Pivot, beam	11427	Consult	
71821	Equiv. Fairbanks no. 1-35408-1 Size: 1/8 in x 7/16 in x 2 1/2 in Poise spring	11439	Consult	
F761	Equiv. Fairbanks no. 86181 Bearing size: 9/16 in x 9/16 in x 2 1/8 in	N/a	Consult	
F471	Equiv. Fairbanks no. 86756, 1418-4 Size: 1 in x 1/2 in x 5 in Bearing	60267	Consult	
F472	Equiv. Fairbanks no. 86694 Size: 1 in x 1/2 in x 5 25/64 in Bearing for F506, F507, F736, F748	60247	Consult	
F473	Equiv. Fairbanks no. 86754 Size: 1 in x 1/2 in x 7 in Bearing	60265	Consult	




Individual Fairbanks Scale Parts

Motor Truck and Contractor Scale Parts (Cont.)


RL PN	DESCRIPTION	FB NEW #	SUGGESTED LIST
F407P	Equiv. Fairbanks no. SD253 Size: 1/2 in x 1 in x 1 in Tapered on both ends B, pivot	54710	Consult
F411P	Equiv. Fairbanks no. SH253 Size: 1/2 in x 1 in x 1 1/2 in Tapered on one end, pivot	54711	Consult
F531P	Equiv. Fairbanks no. SE255A Size: 1/2 in x 1 in x 1 1/2 in Tapered on both ends A, pivot	54718	Consult
F532P	Equiv. Fairbanks no. SE255 Size: 1/2 in x 1 in x 1 1/2 in Tapered on both ends B, pivot	54715	Consult
F408P	Equiv. Fairbanks no. SG255 Size: 1/2 in x 1 in x 2 in Tapered on both ends B, pivot	54716	Consult
F457P	Equiv. Fairbanks no. 1463A1, Sg255a size: 1/2 in x 1 in x 2 in Tapered on both ends A, pivot	54719	Consult
F412P	Equiv. Fairbanks no. SD255A Size: 1/2 in x 1 in x 2 1/2 in Tapered on one end, pivot	54717	Consult
F458P	Equiv. Fairbanks no. 1382A2, WR281, 1463-2 size: 1/2 in x 1 in x 3 in Tapered on both ends A, pivot	54736	Consult
F409P	Equiv. Fairbanks no. SD255C Size: 1/2 in x 1 in x 3 1/4 in Tapered on one end, pivot	54721	Consult
F420P	Equiv. Fairbanks no. SH255A Size: 1/2 in x 1 in x 3 7/8 in Tapered on one end, pivot	54720	Consult
F465P	Equiv. Fairbanks no. FG313 Stainless steel size: 1/2 in x 1 in x 4 in Tapered on both ends A, pivot	54789	Consult
F466P	Equiv. Fairbanks no. 1463-5 Size: 1/2 in x 1 in x 5 in Tapered on both ends A, pivot	55681	Consult




Square both ends



Tapered One end



Tapered both ends A



Tapered both ends B same direction

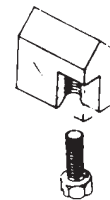

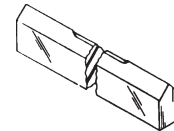
FAIRBANKS

Individual Fairbanks Scale Parts

Motor Truck and Contractor Scale Parts (Cont.)

RL PN	DESCRIPTION	FB NEW #	SUGGESTED LIST
F410P	Equiv. Fairbanks no. SD139A Size: 1/2 in x 1 in x 5 1/4 in tapered on both ends A, pivot	54465	Consult
F454P	Equiv. Fairbanks no. 1382A6 Size: 1/2 in x 1 in x 6 in square on both ends, pivot	55684	Consult
F413P	Equiv. Fairbanks no. SH139A Size: 1/2 in x 1 in x 6 1/2 in tapered on both ends, A	94138	Consult
10800	Equiv. Fairbanks no. 1382A7 Size: 1/2 in x 1 in x 6 1/2 in square on both ends	55685	Consult
F419P	Equiv. Fairbanks no. SH139 Size: 1/2 in 1 in x 7 in tapered on both ends, A	54464	Consult
F712P	Equiv. Fairbanks. No. 1382-9, 87391 Size: 1/2 in x 1 in x 10 in tapered on both ends, A	60527	Consult
F778P	Equiv. Fairbanks no. 1382-15 Size: 1/2 in x 1 in x 12 1/2 in square ends		Consult
F423P	Equiv. Fairbanks no. 82498 Size: 1/2 in x 1 in x 5 1/4 in Transverse lever fulcrum pivot used in four- and five-section scales	59840	Consult
F309P	Equiv. Fairbanks no. 82543A Size: 1/4 in x 1/2 in x 15/16 in Tapered on both ends, A	96317 59948	Consult
F753PSS	Equiv. Fairbanks no. 84126, Stainless steel size: 1/4 in x 1/2 in x 1 in tapered both ends, B	59951	Consult
F304P	Equiv. Fairbanks no. 82543 Size: 1/4 in x 1/2 in 1 1/8 in straight ends	59846	Consult
F323P	Equiv. Fairbanks no. 84310 Size: 1/4 in x 1/2 in x 1 1/2 in tapered both ends, B	59982	Consult
F554P	Equiv. Fairbanks no. WJ280A Size: 7/16 in x 7/8 in x 1 in Tapered on both ends	n/a	Consult
F555P	Equiv. Fairbanks no. WJ281 Size: 7/16 in x 7/8 in x 3 in Tapered on both ends	n/a	Consult

See previous page for picture

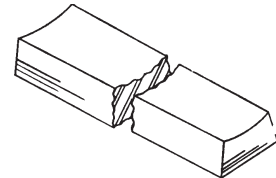
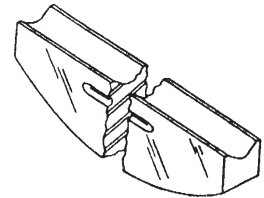
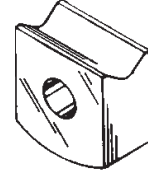


FAIRBANKS

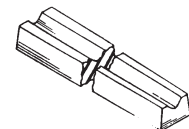
Individual Fairbanks Scale Parts

Motor Truck and Contractor Scale Parts (Cont.)

RL PN	DESCRIPTION	FB NEW #	SUGGESTED LIST
F401	Equiv. Fairbanks no. SD183K Size: 1/2 in x 1 in x 1 1/16 in Hole size: 3/8 in	54585	Consult
F534	Equiv. Fairbanks no. 74057, SE183G size: 1/2 in x 1 in x 1 9/16 in Hole size: 3/8 in	59778	Consult
F402	Equiv. Fairbanks no. SE183F Size: 1/2 in x 1 in x 1 9/16 in Bearing	54582	Consult
F403	Equiv. Fairbanks no. SG183A Size: 1/2 in x 1 in x 2 1/16 in Bearing	54580	Consult
F414	Equiv. Fairbanks no. SD183H Size: 1/2 in x 1 in x 2 9/16 in Bearing	54583	Consult
F404	Equiv. Fairbanks no. SD183J Size: 1/2 in x 1 in x 3 5/16 in Bearing	54584	Consult
F421	Equiv. Fairbanks no. SH183E Size: 1/2 in x 1 1/4 in x 3 7/8 in Bearing	54581	Consult
F539	Equiv. Fairbanks no. 74335 Size: 1 in x 1/2 in x 5 1/4 in	96301	Consult
F405	Equiv. Fairbanks no. SD194AMI Size: 1 in x 1/2 in x 5 1/2 in Bearing, steel, tapered fulcrum For bearing block SD682MI	54603	Consult
F405N	Equiv. Fairbanks no. SD194AMI Same as f405 only slightly Narrower/20 and 50 ton Size: 1 in x 1/2 in x 5 1/2 in For bearing block SDC682MI	n/a	Consult
F418	Equiv. Fairbanks no. n/a Size: 1 in x 1/2 in x 6 3/4 in	n/a	Consult
F415	Equiv. Fairbanks no. 56936MI Size: 1 in x 1/2 in x 7 3/8 in Bearing, steel, tapered	58995	Consult
F422	Equiv. Fairbanks no. 82499 Size: 1 in x 1/2 in x 5 1/2 in long Transverse lever tapered Fulcrum bearing steel, only Used in 4 and 5 section scales	59841	Consult



Made oversized, must be hand ground to fit width and length.

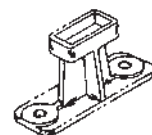
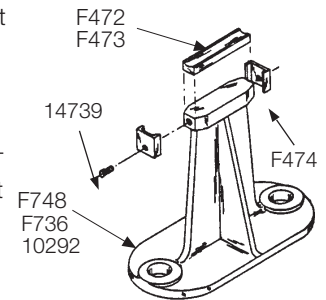
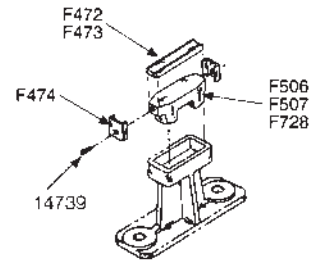


FAIRBANKS

Individual Fairbanks Scale Parts

Motor Truck and Contractor Scale Parts (Cont.)

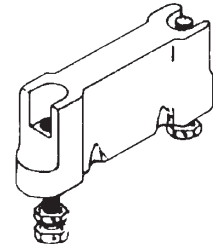
RL PN	DESCRIPTION	FB NEW #	SUGGESTED LIST
F471	Equiv. Fairbanks no. 86756, 1418-4 Size: 1 in x 1/2 in x 5 in Bearing	60267	Consult
F472	Equiv. Fairbanks no. 86694 Size: 1 in x 1/2 in x 5 25/64 in Bearing for F506, F507, F736, F748	60247	Consult
F557	Equiv. Fairbanks no. 86755 Same as F472 with v down center	60266	Consult
F473	Equiv. Fairbanks no. 86754 Size: 1 in x 1/2 in x 7 in Bearing	60265	Consult
F474	Equiv. Fairbanks no. 86691, 86823 Size: 9/16 in x 1 1/2 in x 1 17/32 in Thrust cap	60286	Consult
F506	Equiv. Fairbanks no. 86797, 87255 Size: 1 3/4 in x 5 13/32 in Bearing block for stand no. SGC19 Use F472 bearing, replaces SDC682MI	60406	Consult
F507	Equiv. Fairbanks no. 86822, 87256 Size: 2 in x 5 13/32 in Bearing block for SD19E stand Use F472 bearing, replaces SD682MI	60407	Consult
F728	Equiv. Fairbanks no. 86880, 87257 Size: 2 1/4 in x 2 in x 7 in Bearing block for 40 ton per section	60408	Consult
F748	Equiv. Fairbanks no. 86739, 87245 - 20 Lb replaces SGC19 Size: 5 1/4 in x 12 3/4 in x 9 1/2 in 9 in center to center of anchor holes Bearing and frictions are supplied with stand	60398	Consult
F736	Equiv. Fairbanks no. 87246, 86693- 29 1/2 Lb replaces sd19e and sd19a Size: 6 1/2 in x 14 3/4 in x 11 3/8 in Bearings and frictions Are supplied with stand 11 in center to center of Anchor holes	60399	Consult
10292	Equiv. Fairbanks no. 86764, 87247 - 47 Lb Replaces SH19B Size: 7 1/4 in x 17 in x 11 3/8 in Bearing and frictions are Supplied with stand 13 1/2 in center to center of anchor holes	60400	Consult
70795	Equiv. Fairbanks no. 91152 Replaces YSD19PV Size: 6 in x 7 1/2 in x 14 1/2 in	62026	



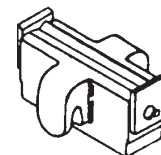
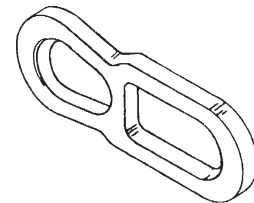
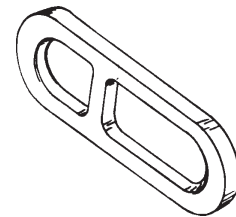
Individual Fairbanks Scale Parts

Motor Truck and Axle Load Suspension Parts

RL PN	DESCRIPTION	FB NEW #	SUGGESTED LIST
F745	Equiv. Fairbanks no. 82108, 87229 - 4 Lb Size: 1 1/2 in x 2 1/4 in x 5 3/4 in Used in built-in scales	60381	Consult
F560	Equiv. Fairbanks no. 80261, 87225 - 5 1/2 Lb Size: 1 3/8 in x 2 3/4 in x 6 1/4 in Used in 10-ton scales	60377	Consult
F563	Equiv. Fairbanks no. 80264, 87226 - 7 Lb 14 oz Size: 1 5/8 in x 3 3/8 in x 6 5/8 in Used in 15-ton scales	60378	Consult
F505 80267 - 9 1/2 Lb	Equiv. Fairbanks no. 87227, Size: 13/4 in x 3 3/8 in x 7 in Used in 20, 26, and 50-ton scales	60379	Consult
F513	Equiv. Fairbanks no. 87228, 80270 - 13 3/4 Lb Size: 1 7/8 in x 4 1/4 in x 7 5/8 in Used in 30 and 60-ton scales and larger	60380	Consult
F475AL	Equiv. Fairbanks no. RA135 Equiv. Fairbanks new no. 87240 Size: 6 in inside length Used in: built-in, Livestock and motor truck	60393	Consult
F477CL	Equiv. Fairbanks no. RC135 Equiv. Fairbanks new no. 87242 Size: 6 7/8 in inside length Used in: 50-ton, 4 and 5-section 20-ton motor truck scales And axle load	60395	Consult
F478DL	Equiv. Fairbanks no. RD135 Equiv. Fairbanks new no. 87243 Size: 8 1/2 in inside length Used in: 30-ton and 60-ton Motor truck and dump scales	60396	Consult
F476BL	Equiv. Fairbanks no. RB135 Equiv. Fairbanks new no. 87241 7 7/8 In inside length Used in: 10-ton motor Truck scales models: 12083, 12084, 12085, and 12086 15-ton motor truck scales Models: 12087, 12088, 12089, and 12090	60394	Consult
131389	Equiv. Fairbanks no. 87465, 87221, 84135, 70329, 82107 Size: 1 3/8 in x 1 15/16 in x 4 1/16 in F538 bearing insert included	60374	Consult



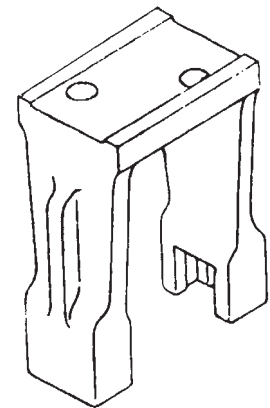
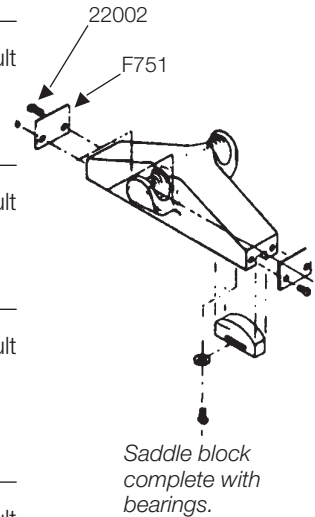
Trunnion block



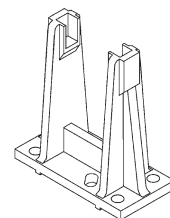
Individual Fairbanks Scale Parts

Motor Truck and Axle Load Suspension Parts (Cont.)

RL PN	DESCRIPTION	FB NEW #	SUGGESTED LIST
F559	Equiv. Fairbanks no. RA191, 87215 - 4 1/4 lb Size: 6 1/8 in between friction Plates used in 10-ton scales Use F407P pivot with bearing F401 - 1 1/16 in	60368	Consult
F562	Equiv. Fairbanks no. RB191, 87216 - 7 lb Size: 6 13/16 in between friction plates Used in 15-ton scales Use F411P pivot with bearing F402 - 1 9/16 in	60369	Consult
F504	Equiv. Fairbanks no. RC191, 87217 - 7 1/2 lb Size: 8 3/8 in between friction plates Used in 20-ton and 50-ton scales Use F408P pivot with bearing F403 - 2 1/16 in	60370	Consult
F508	Equiv. Fairbanks no. RC191A, 87931 - 9 Lb MM5387, 87218 Size: 9 7/8 in between friction plates Used in 26-ton and 50-ton (26 ton per section) Use F412P pivot with bearing F414 - 2 9/16 in	60371	Consult
F514	Equiv. Fairbanks no. RD191, 87219 - 12 1/4 lb Size: 11 1/2 in between friction plates Used in 30-ton and 60-ton scales Use F409P pivot with bearing F404 - 3 5/16 in	60372	Consult
F564	Equiv. Fairbanks no. 80253, 87220 - 14 lb Size: 12 5/8 in between friction plates Used in 40-ton and 75-ton scales Use F420 pivot with bearing F421 - 3 7/8 in	60373	Consult
F558	Equiv. Fairbanks no. 80260, 87233 - 14 1/2 lb Size: 9 1/8 in x 4 1/2 in x 5 5/8 in base Used in 10-ton scales	60384	Consult
F561	Equiv. Fairbanks no. 80263, 87234 - 19 lb Size: 11 1/2 in x 4 1/2 in x 5 5/8 in Used in 15-ton scale	60385	Consult
F503	Equiv. Fairbanks no. 80266, 87235 - 26 1/2 lb Size: 10 3/4 in x 4 1/2 in x 6 3/4 in Used in 20, 26, and 50-ton scales	60386	Consult
F515	Equiv. Fairbanks no. 80269, 87236 - 43 1/2 lb Size: 12 in x 6 in x 7 3/4 in Used in 30-ton and 60-ton scales	60387	Consult
F713	Equiv. Fairbanks no. 80811, 87237 - 42 1/2 lb Size: 14 3/8 in x 6 in x 7 3/4 in Used in 75-ton and 50-ton axle load	60389	Consult
50319	Equiv. Fairbanks no. 85411, 87239 Size: 13 3/4 x 6 x 12 Used in pipe lever scales	60392	Consult



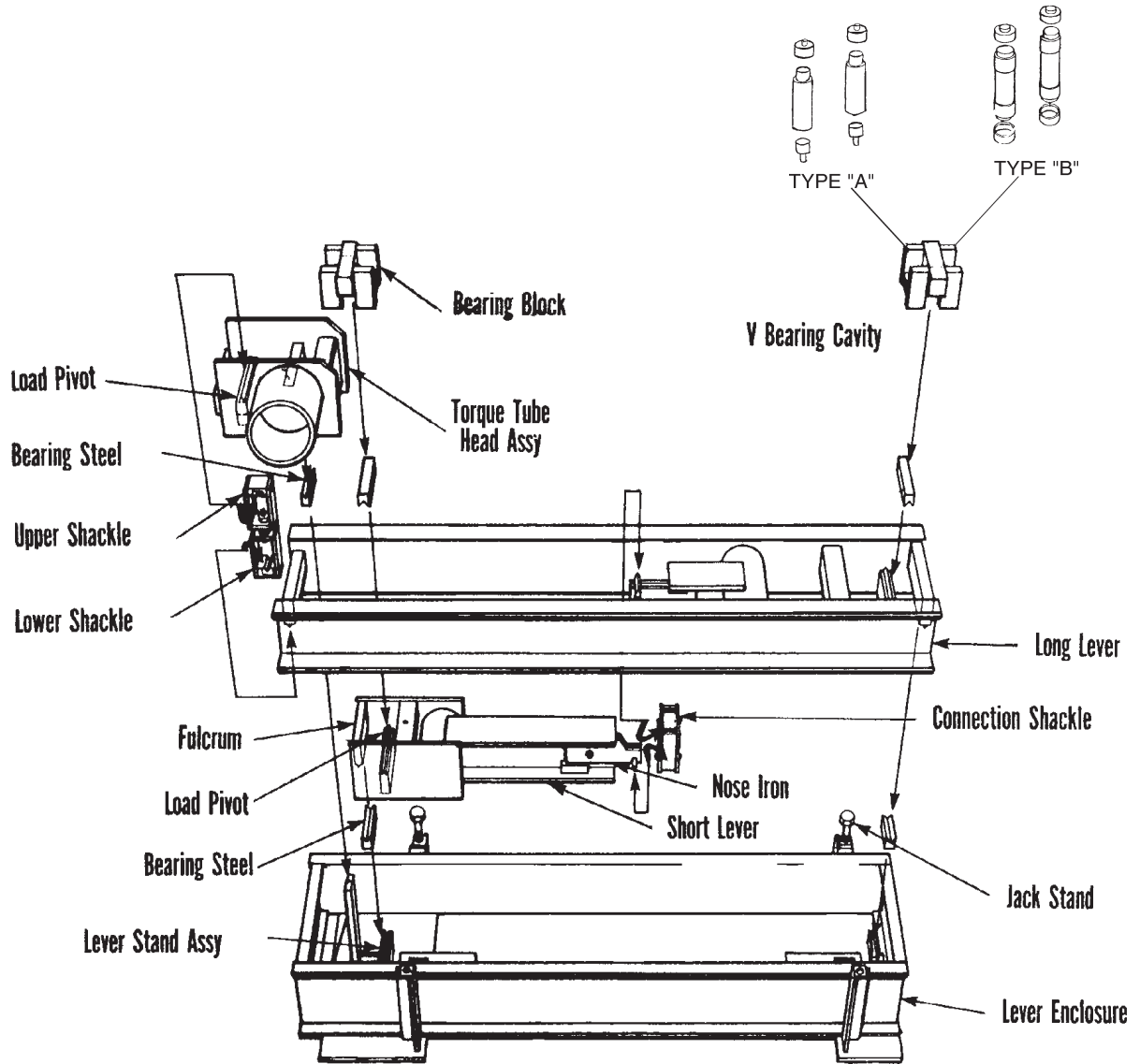
Girder chair



Individual Fairbanks Scale Parts


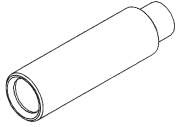
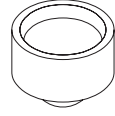
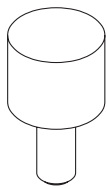
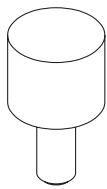
Modular PV Truck Scale

FAIRBANKS

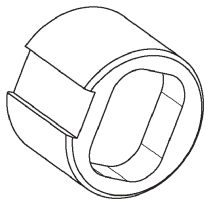
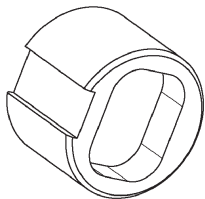
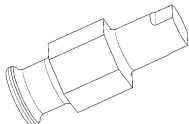


Individual Fairbanks Scale Parts

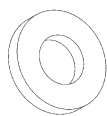
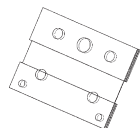
Modular PV Truck Scale Parts

RL PN	DESCRIPTION	FB NEW #	SUGGESTED LIST	
22267	Equiv. Fairbanks no. 90329 Size: 2 in dia x 6 1/4 in Load pin, new style For type B	n/a	Consult	
10960	Equiv. Fairbanks no. 90284 Size: 1 3/4 in dia x 6 1/2 in Load pin, straight pin, Old style for type A	61555	Consult	
10786	Equiv. Fairbanks no. 90240 Size: 2 in dia x 1 1/2 in Load pin cup, new style For type B	61532	Consult	
10961	Equiv. Fairbanks no. 90280 Size: 1 1/4 in dia x 2 5/16 in Load pin, old style, lower For type A	61551	Consult	
10962	Equiv. Fairbanks no. 90282 Size: 1 3/4 in dia x 1 1/2 in Load pin cup, upper, old style For type A	n/a	Consult	

Full Electronic Rail Road Track Scale Parts

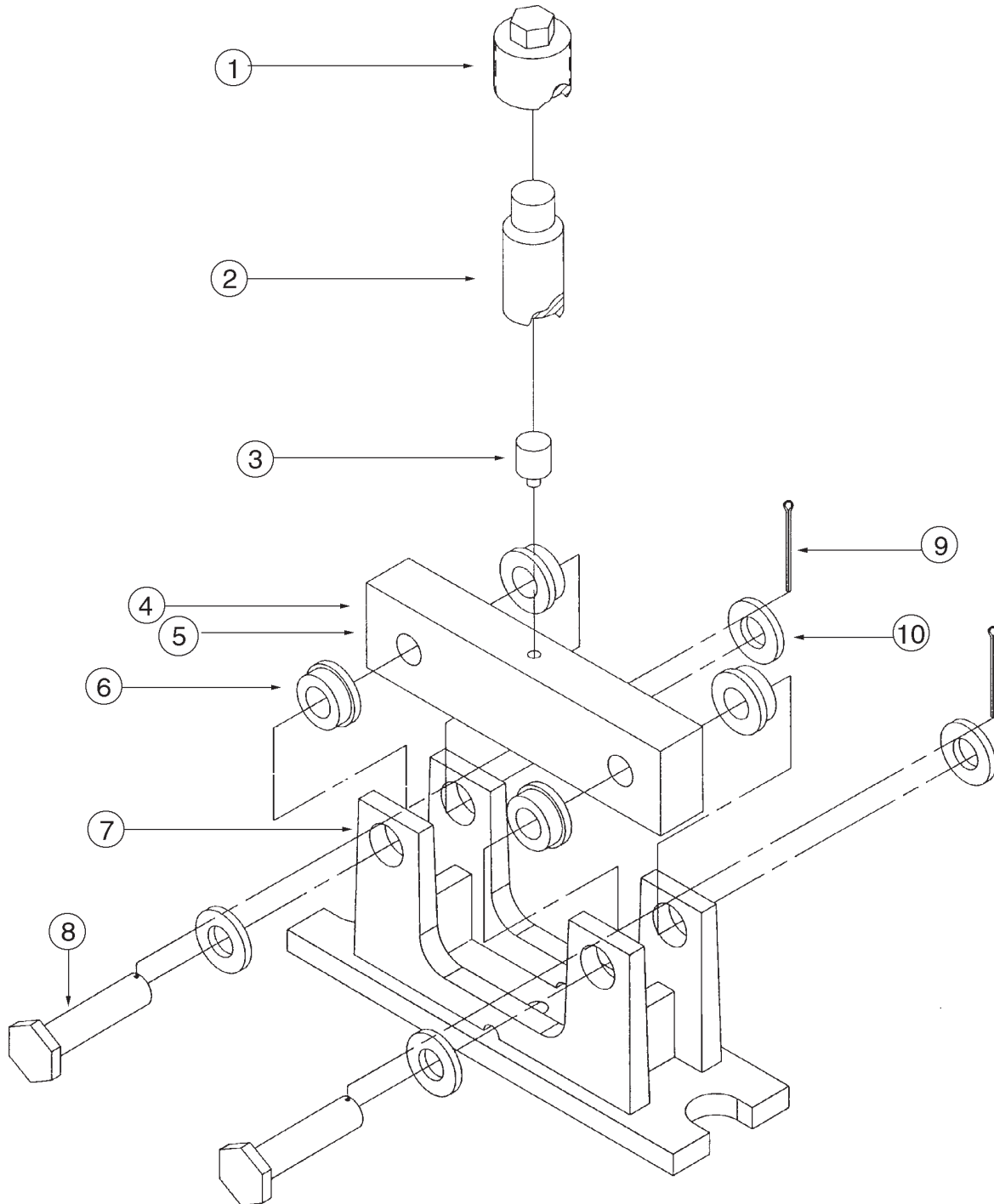
RL PN	DESCRIPTION	FB NEW #	SUGGESTED LIST	
F590	Equiv. Fairbanks no. 90191 Size: 2 in - 12 UNF 2B x 1 1/2 in Bearing upper	61483	Consult	
F590-1	Equiv. Fairbanks no. 90191 Size: 2 in 12 UNF - 2A x 2 in Bearing upper	n/a	Consult	
*F591	Equiv. Fairbanks no. 90240 Size: 2 in hex x 5 9/16 in Load pin	61482	Consult	

Miscellaneous Floor Scale Parts

RL PN	DESCRIPTION	FB NEW #	SUGGESTED LIST	
101852	Equiv. Fairbanks no. 2-44313-2 Size: 1 3/16 in outside dimensions x 9/16 in inside dimensions Rocker washer	12021	Consult	
105625	Equiv. Fairbanks no. 3-55125-1 Size: flexure 0.175 x 4 1/8 in x 3 1/8 Models 21-2102-21-2104	13029	Consult	

Individual Fairbanks Scale Parts

FAIRBANKS



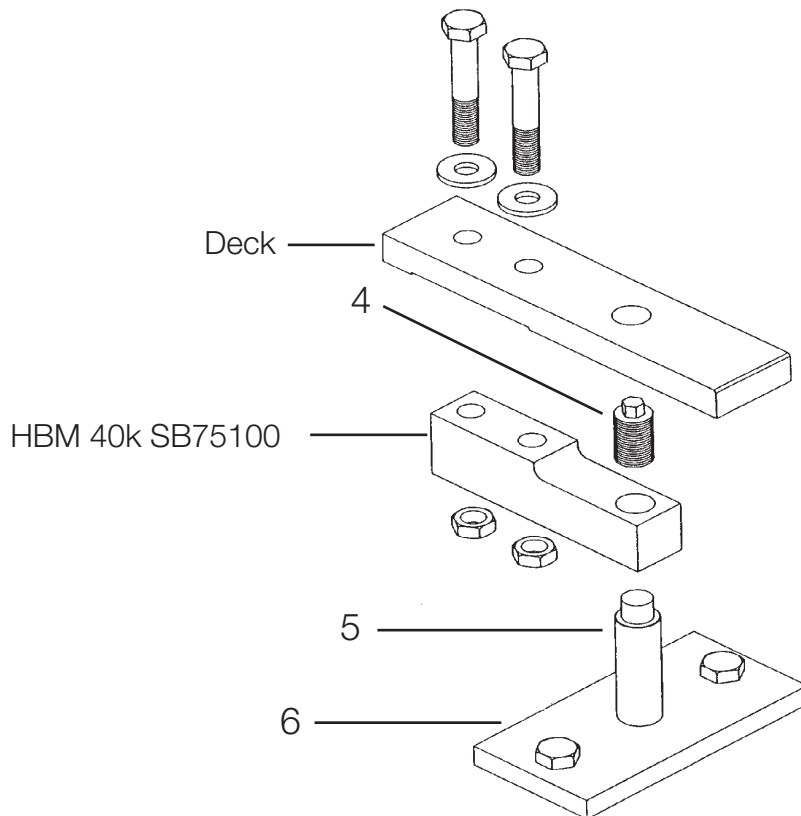
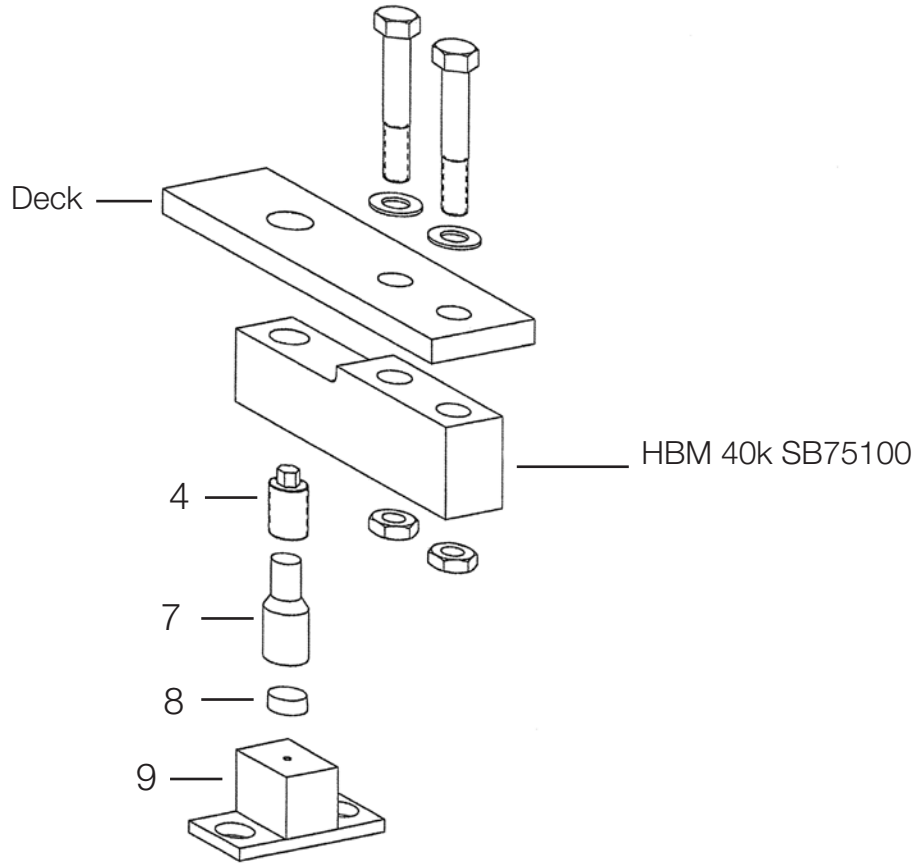
Individual Fairbanks Scale Parts

Fairbanks Rodan Truck Scale

REF	QTY	RL PN	EQUIV. FAIRBANKS #	FB NEW #	DESCRIPTION	SUGGESTED LIST
1	1	44837	90841	61713	Bearing screw, 2-12 NF x 2 3/8 in	Consult
2	1	50807	90863	61729	Load pin, 1 3/4 in dia x 4 1/16 in	Consult
3	1	25524	A90868	61733	Load button assembly, 1 1/4 in dia x 3/4 in	Consult
4	1	47850	90814-60	61704	Load cell 40k	Consult
5	1	67387	91088-60	96435	Load cell 50k	Consult
6	4	50748	90966	61833	Bushing, 1 1/2 in dia x 7/8 in	Consult
7	1	50767	A90860	61727	Stand, load cell, 4 5/8 in x 15 5/8 in x 6 1/4 in	Consult
8	2	50747	90900	61770	Pin, support, 3/4 in dia x 4 1/2 in	Consult
9	2	15244	N/a	n/a	Pin, cotter, 5/32 in x 1 in	Consult
10	4	15180	N/a	n/a	Washer, 13/16 in inside dimensions x 1 5/8 in outside dimensions	Consult

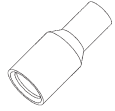
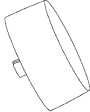
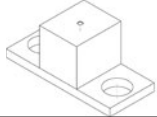
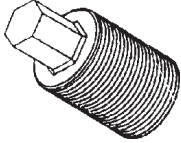
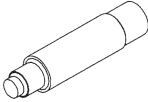
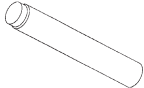
FAIRBANKS

Individual Fairbanks Scale Parts



Individual Fairbanks Scale Parts

Motor Truck and Axle Load Suspension Parts

REF	RL PN	DESCRIPTION	FB NEW #	SUGGESTED LIST	
7	105129	Equiv. Fairbanks no. 91073 Size: 1.718 in diameter x 4 in Load pin	61963	Consult	
8	25524	Equiv. Fairbanks no. 90868 Size: 1/4 in dia x 3/4 in Load button assy	61733	Consult	
9	105128	Equiv. Fairbanks no. 61962 Size: 3 in x 3 1/2 in x 7 in Load stand	61962	Consult	
4	10855	Equiv. Fairbanks no. 90219 Size: 1 1/2 in diameter x 3 in Screw, adjusting, old style	96397	Consult	
4	44836	Equiv. Fairbanks no. 90671 Size: 1 1/2 in diameter x 2 5/8 in Screw, adjusting, new style	61657	Consult	
5	*10845	Equiv. Fairbanks no. 90230 Size: 1 3/4 in diameter x 7 3/4 in Pin, load, old style	61525	Consult	
5	xx	Equiv. Fairbanks no. 90660 Size: 1 1/4 in diameter x 7 11/16 in Pin, load, new style	61651	Consult	
6	xx	Equiv. Fairbanks no. 90232 Size: 3/16 in x 2 1/2 in x 7 1/2 in Center hole : 1 11/16 in diameter Plate assembly, lower, old style	96398	Consult	
6	xx	Equiv. Fairbanks no. 90672 Size: 3/16 in x 2 1/2 in x 7 1/2 in Center hole: 1 1/4 in diameter Plate assembly, lower, new style	61658	Consult	

*Item obsolete or discontinued. When remaining stock is depleted, published prices are withdrawn and the item is subject to a special order quote.

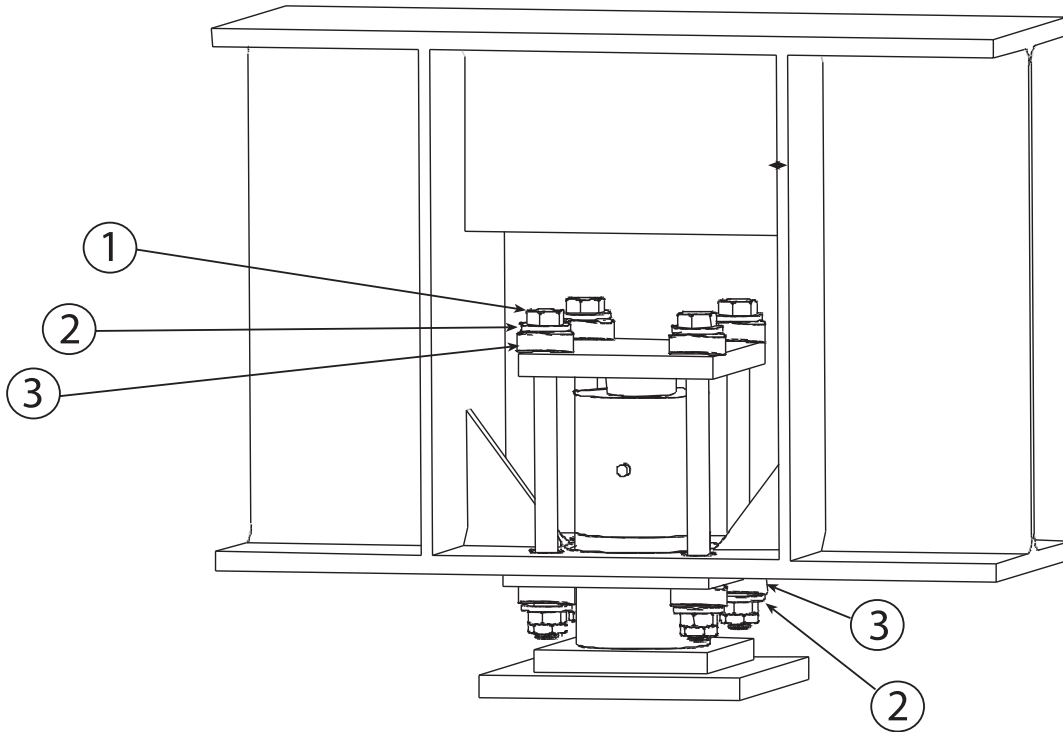
xx Call for details.

FAIRBANKS




Individual Fairbanks Scale Parts

MODELS

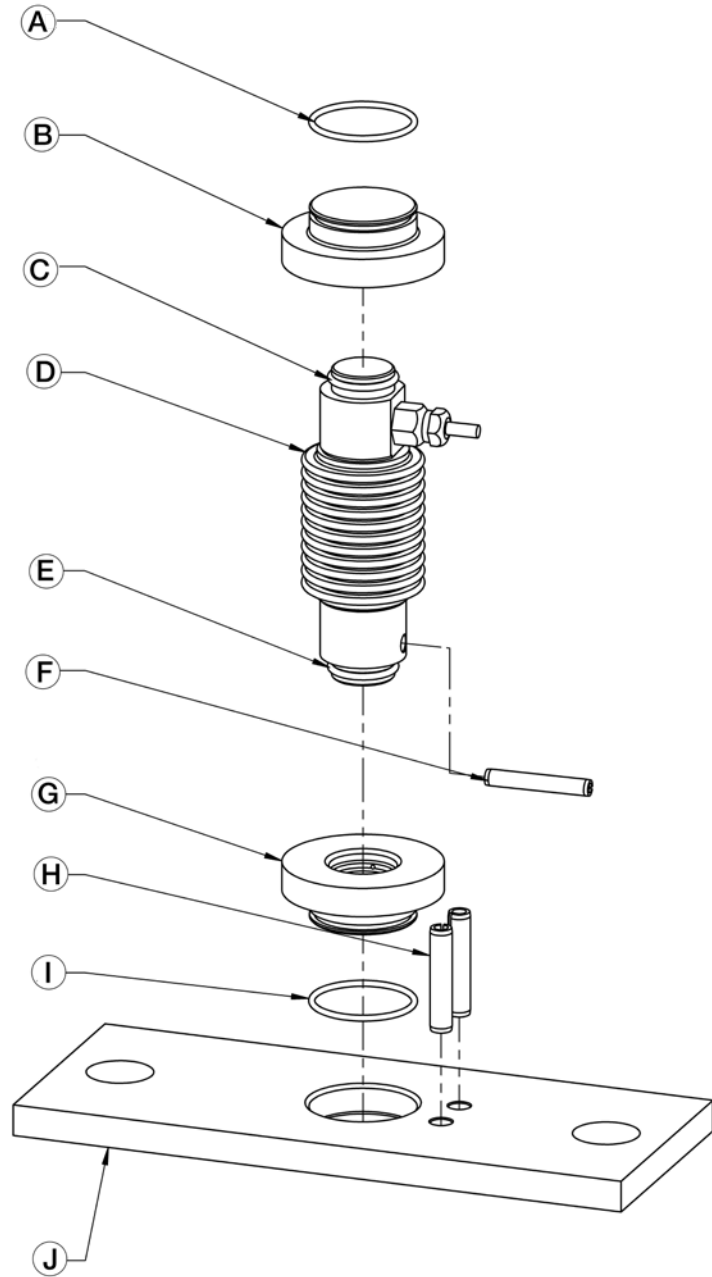
12-3360 12-3371
 12-3361 12-3380
 12-3370
 12-3381



FAIRBANKS

REF	RL PN	DESCRIPTION	FB NEW #	SUGGESTED LIST	
1	50826	Equiv. Fairbanks no. 144HS Size: 7/8 in - 9NC x 15 Bolt, with nut	54494	Consult	
2	50764	Equiv. Fairbanks no. 1-39548-1 Size: 2 1/4 in outside dimensions x 7/8 in inside dimensions Washer, sp	11621	Consult	
3	50763	Equiv. Fairbanks no. 1-40791-1 Size: 2 1/2 in outside dimensions x 1 1/4 in tall Washer, rocker	11898	Consult	

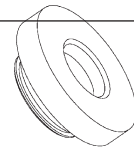
Individual Fairbanks Scale Parts



Individual Fairbanks Scale Parts

Motor Truck and Axle Load Suspension Parts

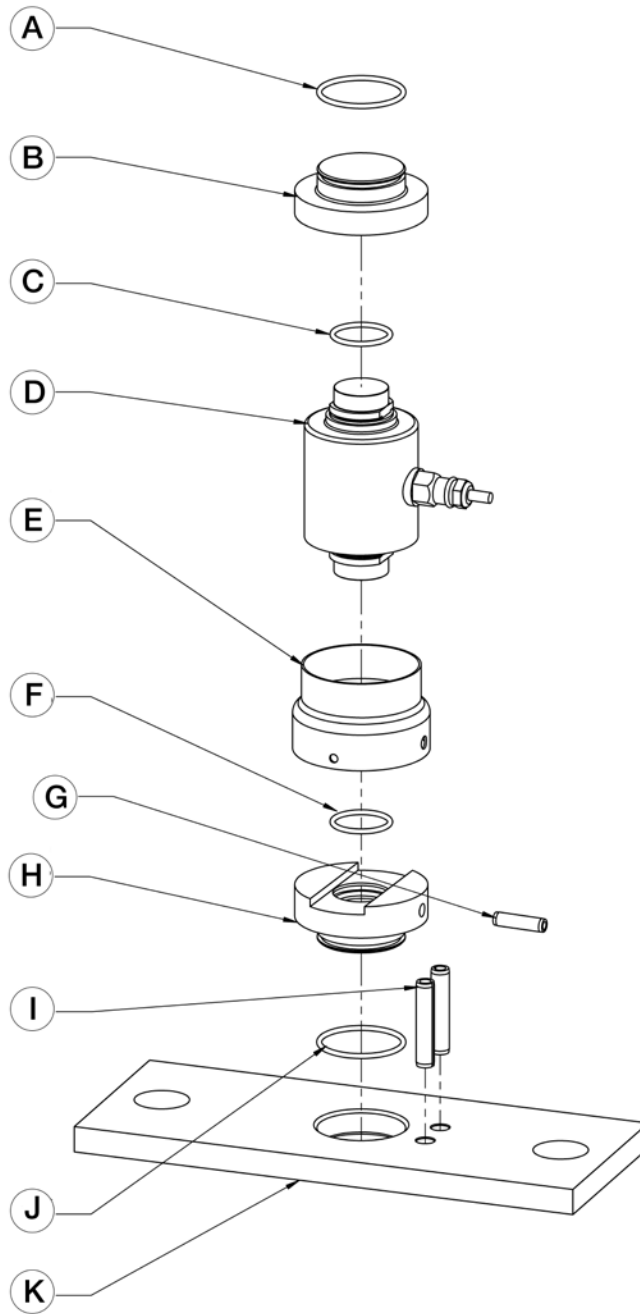
REF	RL PN	DESCRIPTION	FB NEW #	SUGGESTED LIST
A and I	72103	Equiv. Fairbanks no. Size: 1/3 in dia x 2 1/2 in outside dimensions O-ring, outer rec cup	64340	Consult
B and G	109228	Equiv. Fairbanks no. Size: 3 3/4 in dia x 1 3/8 in h Receiver cup, upper and lower	66980	Consult
C and E	92988	Equiv. Fairbanks no. Size: 1/8 in dia x 1 1/2 in outside dimensions O-ring, on load cell	98359	Consult
D	*170734	Equiv. Fairbanks no. 64166 Fairbanks model LCF HR4020-2 Load cell, Flintec RC1 1000 ohm, 7 1/2 in tall	64166	Consult
F	110816	Equiv. Fairbanks no. Size: 3/8 in dia x 2 1/2 in Roll pin	63981	Consult
H	110817	Equiv. Fairbanks no. Size: 1/2 in dia x 2 1/2 in roll pin	64382	Consult
J	110632	Equiv. Fairbanks no. Size: 3/4 in x 6 in x 15 in Base plate	64327	Consult



*Other part numbers are available

FAIRBANKS

Individual Fairbanks Scale Parts



Individual Fairbanks Scale Parts

Motor Truck and Axle Load Suspension Parts

REF	RL PN	DESCRIPTION	FB NEW #	SUGGESTED LIST
A and J	72103	Equiv. Fairbanks no. Size: 1/8 in thick x 2 1/4 in inside Dimensions x 2 1/2 in outside dimensions O-ring, outer	64340	Consult
B	109332	Equiv. Fairbanks no. Size: 3.75 In dia x 1.38 in H Upper receiver cup, with o-rings	70512	Consult
C and F	109355	Equiv. Fairbanks no. Size: 1/8 in thick x 1 1/2 inside Dimensions x 1 3/4 in outside dimensions Inner o-ring	72274	Consult
D	*84203	Equiv. Fairbanks no. 70510 Fairbanks model LCF HR4020-2A Load cell, Flintec RC3		Consult
E	174854	Equiv. Fairbanks no. 107011 Size: 3 3/4 in outside dimensions x 2 5/8 in tall boot with tie strap 79989	107011	Consult
G	15290	Equiv. Fairbanks no. Size: 3/8 in dia x 1 1/2 in Roll pin		Consult
H	109331	Equiv. Fairbanks no. 70511 Size: 3.75 in dia x 1.62 in H Lower receiver cup with o rings	70511	Consult
I	110817	Equiv. Fairbanks no. Size: 1/2 in dia x 2 1/2 in Roll pin	64382	Consult
K	110632	Equiv. Fairbanks no. Size: 3/4 in x 6 x 15 Base plate	64327	Consult

*Other part numbers are available

FAIRBANKS

Individual Fairbanks Scale Parts

Railroad Track Scale Parts

RL PN	DESCRIPTION	FB NEW #	SUGGESTED LIST
F1552RRP	Equiv. Fairbanks no. SQ139-U, 84874B Pivot, size: 3/4 in x 1 1/2 in x 6 1/4 in	94147	Consult
F1553RRP	Equiv. Fairbanks no. SQ139-T, 84874AK Pivot, size: 3/4 in x 1 1/2 in x 11 1/2 in	94146	Consult
F1554RRP	Equiv. Fairbanks no. SQ139-M, 84874S Pivot, size: 3/4 in x 1 1/2 in x 4 in	94143	Consult
F1555RRP	Equiv. Fairbanks no. TU259-C, 84874H Pivot, size: 3/4 in x 1 1/2 in x 7 1/2 in	94204	Consult
F1556RRP	Equiv. Fairbanks no. TU259-F, 84874Y Pivot, size: 3/4 in x 1 1/2 in x 9 in	94205	Consult
F1557RRP	Equiv. Fairbanks no. SM234-D, 84874AH Pivot, size: 3/4 in x 1 1/4 in x 4 in	94195	Consult
F1558RRP	Equiv. Fairbanks no. SM210-E Pivot, size: 3/4 in x 1 1/2 in x 1 1/4 in	94188	Consult
F1559RRP	Equiv. Fairbanks no. SM139AN Pivot, size: 3/4 in x 1 1/2 in x 2 in	94151	Consult
F1560RRP	Equiv. Fairbanks no. SM210-H, 84874P Pivot, size: 3/4 in x 1 1/2 in x 1 1/4 in	94189	Consult
F1561RRP	Equiv. Fairbanks no. SQ139-N, 84874AG Pivot, size: 3/4 in x 1 1/2 in x 5 3/16 in	94144	Consult
F1562RR	Equiv. Fairbanks no. 76990 Bearing, size: 1 7/8 in x 1 3/4 in x 1 3/4 in	96310	Consult
F1563RR	Equiv. Fairbanks no. SQ46-P, 84873B Bearing, size: 3/4 in x 3/4 in x 6 3/8 in	n/a	Consult
F1564RR	Equiv. Fairbanks no. S2LF138-C Bearing, size: 1 in x 3/4 in x 4 1/8 in	n/a	Consult
F1565RR	Equiv. Fairbanks no. SP46-H, 84873H Bearing, size: 1 in x 3/4 in x 7 5/8 in	94072	Consult
F1566RR	Equiv. Fairbanks no. SM46-T Bearing, size: 1 in x 13/16 in x 4 1/8 in	94077	Consult
F1567RR	Equiv. Fairbanks no. SM415-B Bearing, size: 3/4 in x 1 in x 1 3/8 in	94223	Consult
F1568RR	Equiv. Fairbanks no. SM414-A Bearing, size: 1 in x 1 in x 2 1/16 in	94222	Consult
F1569RR	Equiv. Fairbanks no. LX392-B Bearing, size: 5/8 in x 3/4 in x 5 5/16 in	94219	Consult
F1570RR	Equiv. Fairbanks no. SQ46-Q Bearing, size: 3/4 in x 1 in x 11 5/8 in	94076	Consult
F1571RR	Equiv. Fairbanks no. SQ138-A, TU194-B Bearing, size: 3/4 in x 1 in x 9 1/8 in	94136	Consult
F1572RR	Equiv. Fairbanks no. SQ278-A Bearing, size: 1 in x 3/4 in x 9 1/8 in	n/a	Consult

FAIRBANKS

Individual Fairbanks Scale Parts

Railroad Track Scale Parts

RL PN	DESCRIPTION	FB NEW #	SUGGESTED LIST
F1573RRP	Equiv. Fairbanks no. SM249-B Pivot, size: 3/4 in x 1 1/2 in x 12 in	94201	Consult
F1574RRP	Equiv. Fairbanks no. SM139-Z Pivot, size: 3/4 in x 1 1/2 in x 2 in	94150	Consult
F1576RRP	Equiv. Fairbanks no. SP139-G Pivot, size: 1 in x 2 in x 4 1/2 in	94139	Consult
F1577RRP	Equiv. Fairbanks no. SP139-J Pivot, size: 1 in x 2 in x 11 1/2 in	94141	Consult
F1578RRP	Equiv. Fairbanks no. SP139-H, SP139L Pivot, size: 1 in x 2 in x 7 1/2 in	94140	Consult
F1579RR	Equiv. Fairbanks no. SM278-B Bearing, size: 1 in x 3/4 in x 12 1/8 in	n/a	Consult
F1581RR	Equiv. Fairbanks no. SP407-A Bearing, size: 1 in x 2 5/8 in x 4 5/8 in	n/a	Consult
F1583RR	Equiv. Fairbanks no. SP46-J Bearing, size: 1 1/4 in x 1 1/4 in x 11 5/8 in	94073	Consult
F1587RR	Equiv. Fairbanks no. 77117 Girder block, size: 1 7/8 in x 1 3/4 in x 2 1/4 in	96311	Consult
F1600RR	Equiv. Fairbanks no. SM46-Y Bearing, size: 1 in x 3/4 in x 10 1/8 in	n/a	Consult
F1604RR	Equiv. Fairbanks no. SM46-AA Bearing, size: 1 1/4 in x 1 1/4 in x 12 7/8 in	94078	Consult
F1609RR	Equiv. Fairbanks no. SM46-Z Bearing, size: 1 1/4 in x 1 1/4 in x 16 1/8 in	n/a	Consult
F1610RRP	Equiv. Fairbanks no. TU125-C Pivot, size: 3/4 in x 1 1/2 in x 4 1/2 in	n/a	Consult
F1620RRP	Equiv. Fairbanks no. SM139-V Pivot, size: 1 in x 2 in x 10 in	n/a	Consult
F1621RRP	Equiv. Fairbanks no. SM139-W Pivot, size: 1 in x 2 in x 16 in	n/a	Consult
F1622RRP	Equiv. Fairbanks no. SM139-X Pivot, size: 1 in x 2 in x 5 in	94148	Consult
F1623RRP	Equiv. Fairbanks no. SM139-Y Pivot, size: 1 in x 2 in x 10 in	94149	Consult
F1627RRP	Equiv. Fairbanks no. SM247-B Pivot, size: 1 in x 2 in x 12 3/4 in	n/a	Consult
F1631RR	Equiv. Fairbanks no. SM407A Bearing, size: 1 in x 3 1/4 in x 5 1/8 in	n/a	Consult
F1650RRP	Equiv. Fairbanks no. n/a Pivot, size: 1/2 in x 1 in x 10 1/2 in	55689	Consult
F1651RR	Equiv. Fairbanks no. n/a Bearing, size: 1 in x 3/4 in x 10 1/2 in	55712	Consult

FAIRBANKS

Individual Fairbanks Scale Parts

Railroad Track Scale Parts

RL PN	DESCRIPTION	FB NEW #	SUGGESTED LIST
F1663RR	Equiv. Fairbanks no. 2136 Bearing, size: 2 1/2 in x 3 in x 7 1/2 in	n/a	Consult
F1664RR	Equiv. Fairbanks no. 2135 Bearing, size: 2 1/2 in x 2 3/4 in x 7 1/2 in	n/a	Consult
F1666RR	Equiv. Fairbanks no. 1542 Link, size: 8 in x 1 in x 17 in	n/a	Consult
F1671RR	Equiv. Fairbanks no. 1418-6 Bearing, size: 1 in x 3/4 in x 6 3/4 in	55907	Consult
F1682RR	Equiv. Fairbanks no. SQ3050 Bolt, size: 1 in x 1 in x 7 3/8 in	n/a	Consult
F1683RRL	Equiv. Fairbanks no. SM143 Link, size: 8 in x 1 1/4 in x 25 in	n/a	Consult
F1684RR	Equiv. Fairbanks no. SM191C Saddle block, size: 8 1/6 in x 7 9/16 in x 17 9/16 in	n/a	Consult
F1685RR	Equiv. Fairbanks no. SM9E Trunnion, size: 1 1/2 in x 8 in x 26 3/4 in	n/a	Consult
F1686RR	Equiv. Fairbanks no. SM155 Wedge, size: 2 in x 4 7/16 in x 7 1/4 in, 4 in	n/a	Consult
F1687RRP	Equiv. Fairbanks no. 1382-23 Bearing, size: 1/2 in x 1 in x 17 in	n/a	Consult
F1688RRP	Equiv. Fairbanks no. 1382-24 Pivot, size: 1/2 in x 1 in x 21 in	55696	Consult
F1689RR	Equiv. Fairbanks no. 1418-26 Bearing, size: 1 in x 3/4 in x 21 in	55721	Consult
F1693RR	Equiv. Fairbanks no. 1418-25 Bearing, size: 1 in x 3/4 in x 17 in	55720	Consult
F1696RR	Equiv. Fairbanks no. 4436 Bearing, size: 2 1/2 in x 2 in x 8 1/4 in	n/a	Consult
F1697RR	Equiv. Fairbanks no. 4438 Bearing, size: 3 in x 3 in x 8 1/2 in	n/a	Consult
F1698RR	Equiv. Fairbanks no. 3190 Trunnion, size: 3 1/2 in dia x 13 in	n/a	Consult
F1699RR	Equiv. Fairbanks no. 3189 Saddle block, size: 7 1/4 in 10 3/4 x 13 in	n/a	Consult
F1700RR	Equiv. Fairbanks no. 3188 Link, size: 9 in x 1 1/2 in x 26 in	n/a	Consult
F1711RR	Equiv. Fairbanks no. N/a Size: 1 in x 3/4 in x 12 1/2 in Bearing	n/a	Consult

*Item obsolete or discontinued. When remaining stock is depleted, published prices are withdrawn and the item is subject to a special order quote.

Individual Fairbanks Scale Parts

Fairbanks Parts Available But Not Shown

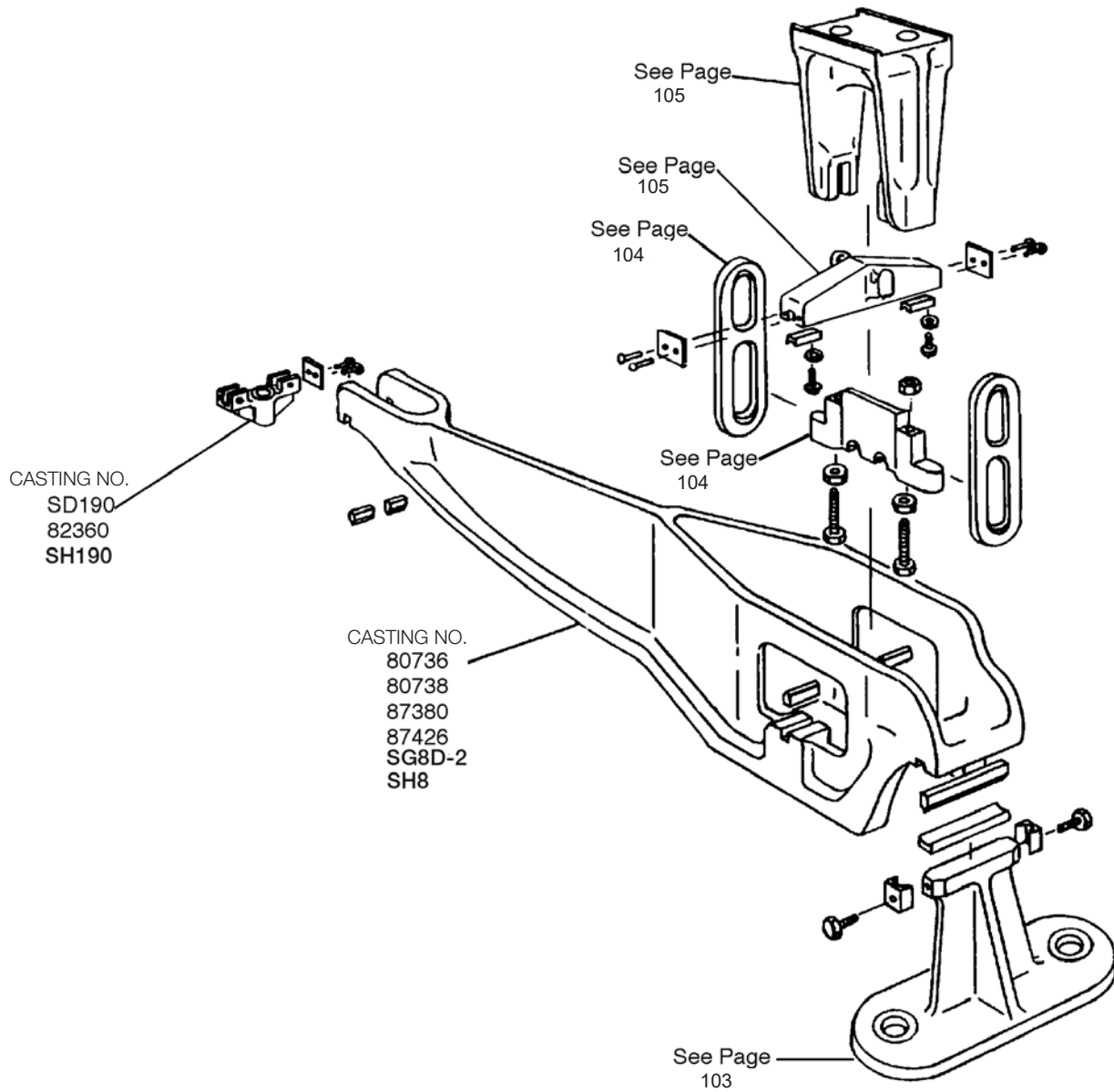
RL PN	DESCRIPTION	FB NEW #	SUGGESTED LIST
F594.....	Equiv. Fairbanks no. n/a, Beam assembly	n/a	Consult
F764P	Equiv. Fairbanks no. 1-37967-1	N/a	Consult
F765P	Equiv. Fairbanks no. n/a	n/a	Consult
F771.....	Equiv. Fairbanks no. n/a	n/a	Consult
F773.....	Equiv. Fairbanks no. PQ190BQ	n/a	Consult
F774.....	Equiv. Fairbanks no. n/a	n/a	Consult
F775.....	Equiv. Fairbanks no. n/a.....	n/a	Consult
F780SS	Equiv. Fairbanks no. 1-13122	61110	Consult

FAIRBANKS

Individual Fairbanks Scale Parts

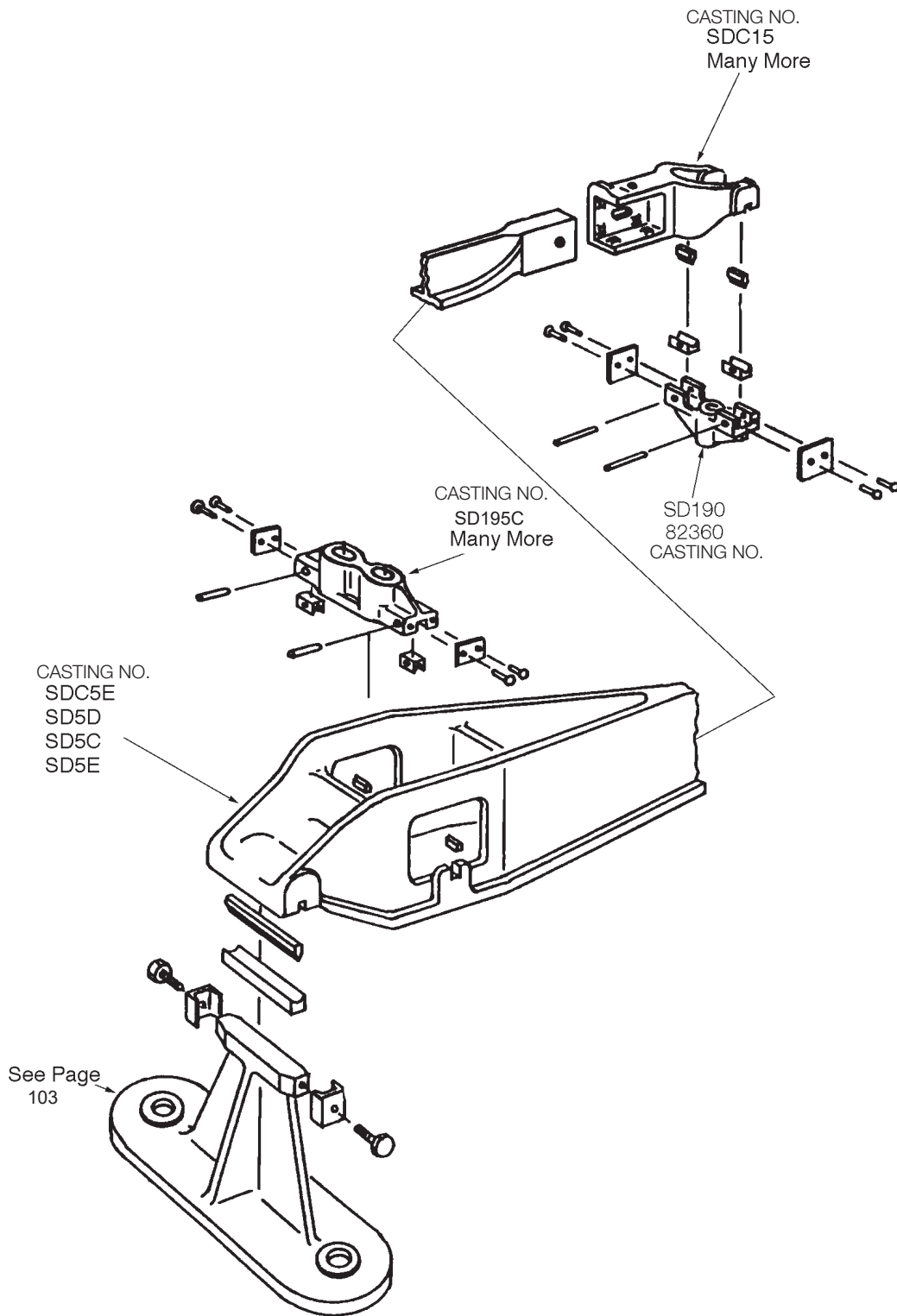
Reconditioned Parts

FAIRBANKS



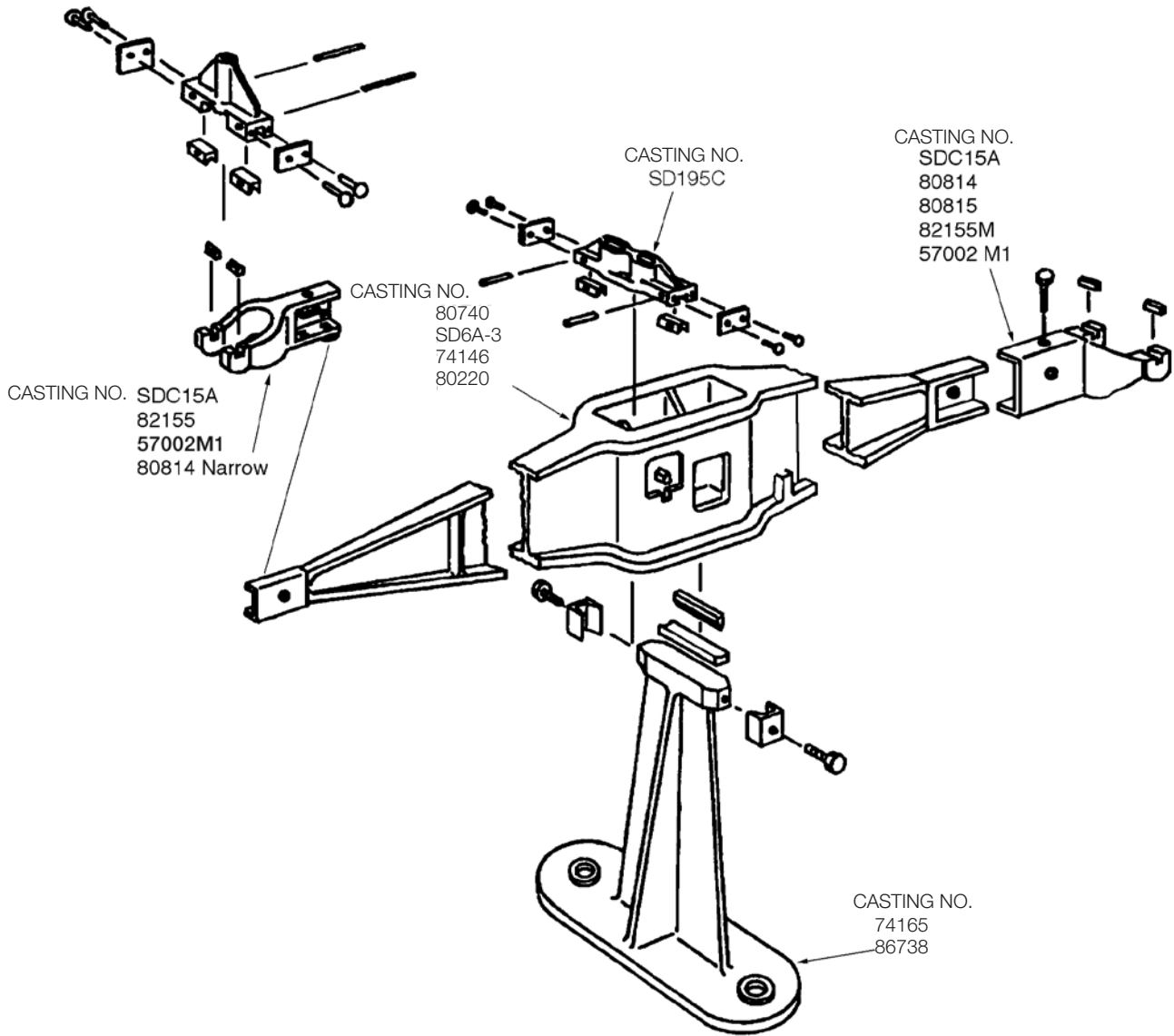
Main Lever, Stand, Tip Connection and Suspension
 Call 715-234-9171 with Casting No for Price and Availability

Individual Fairbanks Scale Parts



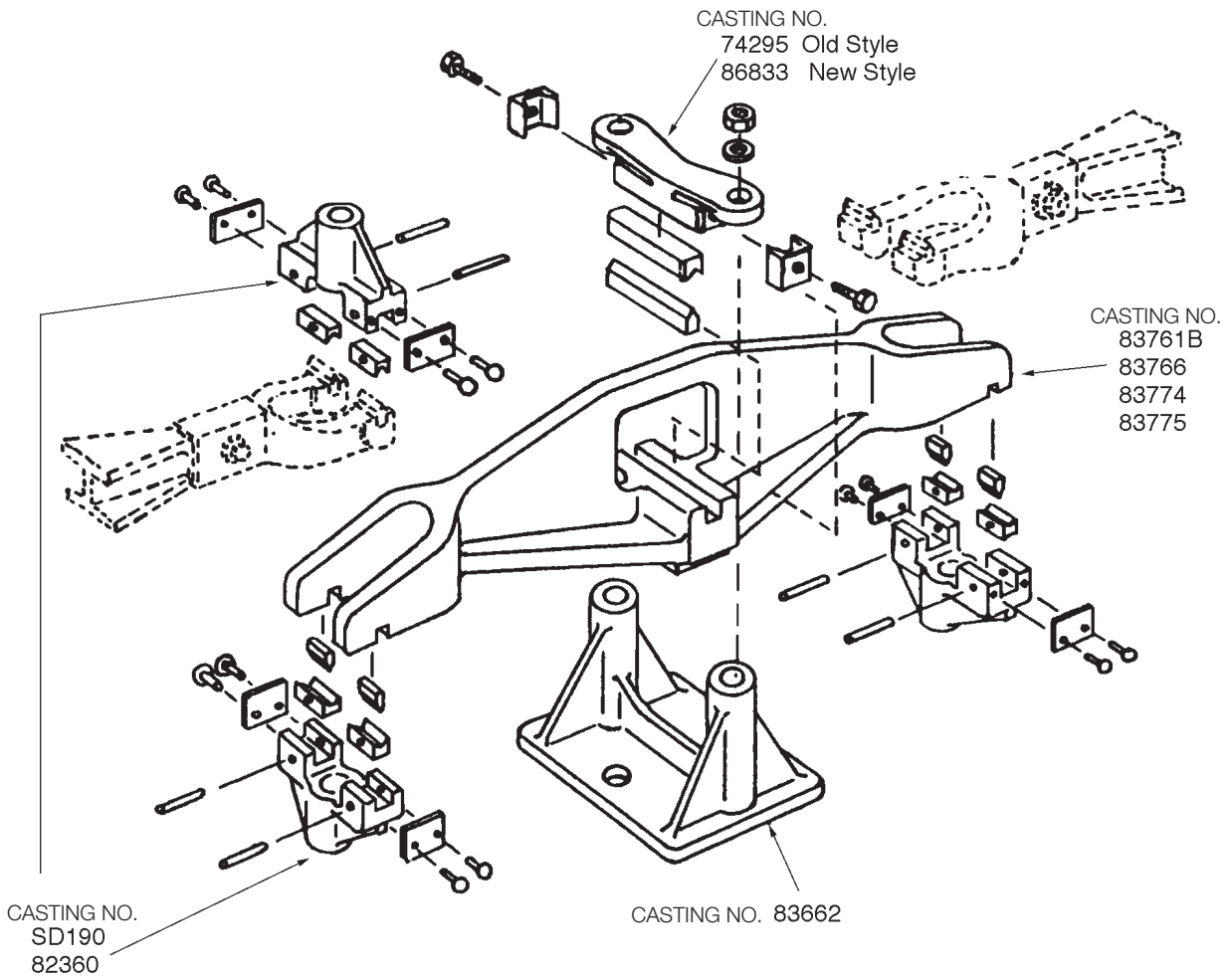
End Extension, Bearing Block, Nose Iron and Stand
Call 715-234-9171 with Casting No. for Price and Availability

Reconditioned Parts



FAIRBANKS

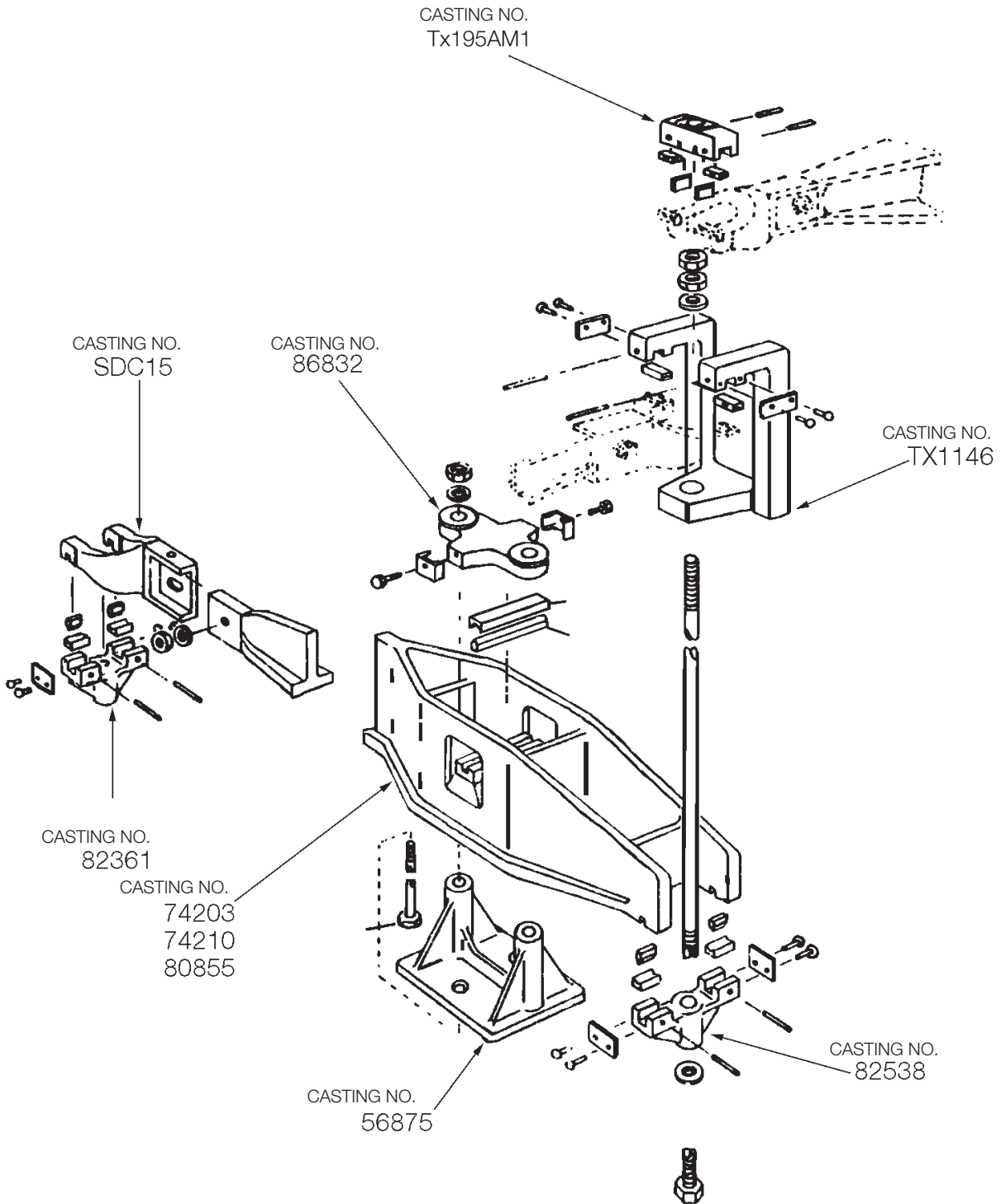
Center Extension, Nose Iron, Stand and Tip Connections
Call 715-234-9171 with Casting No for Price and Availability



Even Lever, Anchor and Anchor Block
 Call 715-234-9171 with Casting No. for Price and Availability

Reconditioned Parts

FAIRBANKS



Transverse Lever, Nose Iron, Connection and Anchor
Call 715-234-9171 with Casting No for Price and Availability

FAIRBANKS KITS

FAIRBANKS

Fairbanks Kit Price Index By Rice Lake Weighing Systems PN

FAIRBANKS

RL PN	SUGGESTED LIST	PAGE #
34347	CONSULT	152
34348	CONSULT	152
34349	CONSULT	153
34350	CONSULT	153
49873	CONSULT	155
49874	CONSULT	155
49875	CONSULT	155
49876	CONSULT	155
49877	CONSULT	156
49878	CONSULT	156
49879	CONSULT	156
49880	CONSULT	156
49881	CONSULT	156
49882	CONSULT	156
49883	CONSULT	156
49884	CONSULT	156
52214	CONSULT	153
71016	CONSULT	154
71017	CONSULT	154
71018	CONSULT	154
71019	CONSULT	154
71022	CONSULT	154
71023	CONSULT	153
F-450-K1	CONSULT	141
F-450-K2	CONSULT	141
F-450-K3	CONSULT	141
F-451-K1	CONSULT	139
F-451-K2	CONSULT	139
F-451-K3	CONSULT	139
F-452-K1	CONSULT	142
F-452-K2	CONSULT	142
F-452-K3	CONSULT	142
F-453-K1	CONSULT	140
F-453-K2	CONSULT	140
F-453-K3	CONSULT	140
F-454-K1	CONSULT	144
F-454-K2	CONSULT	144
F-454-K3	CONSULT	144
F-455-K1	CONSULT	147
F-455-K2	CONSULT	147
F-455-K3	CONSULT	147
F-456-K1	CONSULT	148
F-456-K2	CONSULT	148
F-456-K3	CONSULT	148
F-457-K1	CONSULT	137
F-457-K2	CONSULT	137
F-457-K3	CONSULT	137

RL PN	SUGGESTED LIST	PAGE #
F-458-K1	CONSULT	138
F-458-K2	CONSULT	138
F-458-K3	CONSULT	138
F-459-K1	CONSULT	136
F-459-K2	CONSULT	136
F-459-K3	CONSULT	136
F-462-K1	CONSULT	149
F-462-K2	CONSULT	149
F-462-K3	CONSULT	149
F-463-K1	CONSULT	150
F-463-K2	CONSULT	150
F-463-K3	CONSULT	150
F-464-K1	CONSULT	146
F-464-K2	CONSULT	146
F-464-K3	CONSULT	146
F-465-K	CONSULT	157
F-466-K	CONSULT	157
F-467-K	CONSULT	157
F-468-K	CONSULT	131
F-469-K	CONSULT	141
F-470-K	CONSULT	144
F-471-K	CONSULT	141
F-472-K	CONSULT	144
F-473-K	CONSULT	146
F-474-K	CONSULT	XX
F-475-K	CONSULT	XX
F-476-K	CONSULT	137,138,142
F-477-K	CONSULT	137,138,142
F-478-K	CONSULT	148
F-479-K	CONSULT	148
F-480-K	CONSULT	147
F-481-K	CONSULT	147
F-482-K	CONSULT	136
F-483-K	CONSULT	136
F-484-K		XX
F-485-K	CONSULT	133
*F-487-RK	CONSULT	159
F-488-RK	CONSULT	160
F-489-RK	CONSULT	161
F-490-RK	CONSULT	162
F-491-RK	CONSULT	163
F-492-K	CONSULT	139
F-493-K	CONSULT	139
F-494-K	CONSULT	140
F-495-K	CONSULT	140
F-496-K	CONSULT	149
F-497-K	CONSULT	150

RL PN	SUGGESTED LIST	PAGE #
F-498-K	CONSULT	143
F-499-K	CONSULT	143
F-500-RK	CONSULT	164
*F-501-RK	CONSULT	14
F-503-K	CONSULT	135
F-504-K	CONSULT	135
F-505-K	CONSULT	134
F-507-K1	CONSULT	143
F-507-K2	CONSULT	143
F-507-K3	CONSULT	143
F-508-K	CONSULT	158
F-509-K	CONSULT	158
F-510-K	CONSULT	158
F-511-K	CONSULT	158
F-512-K	CONSULT	158
F-513-K	CONSULT	158
F-514-K	CONSULT	132
F-515-K	CONSULT	158
F-516-K	CONSULT	152,158
F-517-K	CONSULT	145
F-518-K	CONSULT	145
F-519-K1	CONSULT	145
F-519-K2	CONSULT	145
F-519-K3	CONSULT	145
F-520-K	CONSULT	134
F-521-K	CONSULT	131
F-522-K	CONSULT	131
F-526-K	CONSULT	134
F-527-K	CONSULT	132
F-528-K	CONSULT	158
F-529-K	CONSULT	158
F-530-K	CONSULT	157
F-531-K	CONSULT	157
F-532-K	CONSULT	157
F-533-RK	CONSULT	165
F-534-RK	CONSULT	165
F-535-RK	CONSULT	165
F-536-RK	CONSULT	166
F-537-RK	CONSULT	166
F-538-RK	CONSULT	166
F-539-RK	CONSULT	167
F-540-RK	CONSULT	167
F-541-RK	CONSULT	161
F-542-RK	CONSULT	162
F-543-RK	CONSULT	163
F-547-K	CONSULT	146
F-548-K	CONSULT	149
F-549-K	CONSULT	151
F-550-K	CONSULT	151

Fairbanks Kit Cross Reference By Equivalent Fairbanks Number

EQUIV. FRBNKS #	RL PN	PAGE #
Axle Load Pivot and Bearing Kits:		
S-208	F-459-K	136
S-308	F-457-K	137
S-2010	F-459-K	136
S-3010	F-458-K	138
Motor Truck Scale Pivot and Bearing Kits:		
86281	F-455-K	147
86382	F-462-K	149
86383	F-463-K	150
86384	F-464-K	146
RK-10	F-451-K	139
RK-15	F-453-K	140
RK-20	F-450-K	141
RK-30	F-452-K	142
RK-50	F-454-K	144

EQUIV. FRBNKS #	RL PN	PAGE #
Motor Truck and Axle Load Suspension Parts Kits:		
85333	F-493-K	139
85334	F-495-K	140
85336	F-471-K	141
85337	F-483-K	136
85338	F-477-K	137,138,142
85339	F-499-K	143
85341	F-472-K	144
86418	F-496-K	149
86419	F-497-K	150
86420	F-481-K	147
86421	F-479-K	148
86422	F-473-K	146
86560	F-458-K3	138
PLK10	F-492-K	139
PLK15	F-494-K	140
PLK20	F-469-K	141

EQUIV. FRBNKS #	RL PN	PAGE #
Motor Truck and Axle Load Suspension Parts Kits (Cont.):		
PLK20B	F-482-K	136
PLK30	F-476-K	137,138,142
PLK40	F-498-K	143
PLK50	F-470-K	144
PLK50A	F-470-K	144
Wagon Scales:		
11492	F-505-K	134
11514	F-520-K	134
11652	F-503-K	135
11926	F-504-K	135
11927	F-504-K	135
Portable Beam Scales:		
84762-A	F-474-K	XX
84761-A	F-475-K	XX

*Item obsolete or discontinued. When remaining stock is depleted, published prices are withdrawn and the item is subject to a special order quote.

xx Call for details.

Portable Platform/OverheadTrack Scales

Kit No. F-474-K

Portable Platform Scales, Models 1124, 1280 and 12064 (Old Style Only)

QTY.	RL PN	EQUIV. FBKS #	DESCRIPTION
8.....	F452P	PB31D	Pivot, load and fulcrum
1.....	F479P	PQ33C	Pivot, upper, long lever center connection
1.....	F480P	PQ33D	Pivot, lower, short lever center connection
4.....	F483	PQ190AC	Bearing, beam, fulcrum and load
4.....	F484	PQ140A	Pin, all four corners
4.....	F485	PA26	Bearing steel, load
4.....	F486	PQ25B	Check rod
1.....	F488P	PB42A	Pivot, beam, tip, 1/4 in x 1 1/8 in
2.....	F489P	PB50	Pivot, beam, fulcrum and load, 9/32 x 2 in
1.....	F490	PQ19AC	Bearing, nose iron
1.....	F493	1A1991	Tip loop, beam
4.....	F498	PA594	Bearing, shim load
1.....	F501	PQ1002E, PQ679 and PQ190AU	Center connection assembly
4.....	F502	PQ24C AND PQ190AN....	Loop with bearing, four corners, roll pins

Consult Suggested list/6 lb shipping weight

Kit No. F-475-K

Portable Platform Scales, Models RL1100, 1124A, 1280A, 12064A, 11774A, 41-3132, 41-3141, 41-3160, 41-3131, 41-3132-S40 and 41-3132-201

QTY.	RL PN	EQUIV. FBKS #	DESCRIPTION
8.....	F452P	1A1408	Pivot, load and fulcrum, 1/2 in x 2 5/32 in
1.....	F481	1A493, 1A494, SP-13.....	Center connection. Assembly, upper and lower links and Cotter pin
2.....	F482	1A1921	Loop assembly, front corner, short
2.....	F487P	1A1409	Pivot, center connection, upper and lower, 9/32 in x 2 1/4 in
1.....	F488P	1A779	Pivot, beam, tip, 1/4 in x 1 1/8 in
3.....	F489P	1A780	Pivot, beam, load and fulcrum, also nose iron, 9/32 in x 2 in
2.....	F492	1A1922	Loop assembly, rear corner, 1 7/8 in x 4 5/8 in
1.....	F493	1A1991	Tip loop, beam
6.....	F494	1A2150	Bearing, beam and fulcrum, and nose iron
4.....	F495	1A2143	Pin, corner loop, 3/8 in x 1 1/2 in
4.....	F496	1A495	V-bearing, platform, 3/4 in x 2 3/4 in
4.....	F497	1A1919	Stud, platform
4.....	F498	1A1920	Shim, platform
4.....	15277	Sp-123	Groove pin, 5/16 in x 1 1/4 in

Consult Suggested list/6 lb shipping weight

Pipe Lever Scale On Stands

Kit No. F-468-K

Pipe Lever Scale On Stands 10,000 lb Capacity

QTY.	REF #	RL PN	EQUIV. FBKS #	DESCRIPTION
4.....	6	F301	84013.....	Trunnion bar assembly
4.....	9	F302	84009.....	Saddle block assembly
20.....	14	F304P.....	82543.....	Pivot
4.....	16	F305	84016.....	Bearing
4.....	18	F307	82551A.....	Bearing
12.....	18	F308	WJ361A	Friction plate
2.....	2	F309P.....	82543A	Pivot
4.....	31	F310	82551B	Bearing
8.....	8	F312I	84011.....	Link
4.....	21	F323P.....	84310.....	Pivot
2.....	3	F323P.....	84310.....	Pivot
12.....	20	F315	n/a.....	Screws

Consult Suggested list/26 lb shipping weight

Available, But Not Included In Kit, Ask For:

4.....	12	F319	84026.....	Girder chair
--------	----------	------------	------------	--------------

See page 84 for 10,000 lb drawing

See page 85 for reference numbers for 10,000 lb drawing

See page 86 for 20,000 lb drawing

See page 87 for reference numbers for 20,000 lb drawing

Kit No. F-521-K

Pipe Lever Scale On Stands 20,000 lb Capacity

QTY.	RL PN	EQUIV. FBKS #	DESCRIPTION
8.....	F465P	FG313A	Pivot, load and fulcrum
4.....	F326	85309	Bearing, fulcrum
4.....	F538	74322 and 85111	Bearing, load
2.....	F309P	84122	Pivot, tip
2.....	F303	84121	Bearing, tip
2.....	F307	84119	Bearing
2.....	F323P	84320	Pivot, extension lever
4.....	F310	84120	Bearing
4.....	F753PSS.....	84126	Pivot, transverse
8.....	F308	WJ361A.....	Plate, friction
8.....	F315	n/a.....	Screw

Consult Suggested list/15 lb shipping weight

Kit No. F-522-K

Suspension Kit For F-521-K

QTY.	RL PN	EQUIV. FBKS #	DESCRIPTION
8.....	F325L	87244	Link
4.....	F327	87465	Saddle block
4.....	F328	84138	Trunnion

Consult Suggested list/33 lb shipping weight

Floor Scale

Kit No. F-514-K

FB New # 96396

Warehouse and Floor Scale, Steel Fabricated, Models 23-2001 Through 23-2006 and 23-2011

QTY.	RL PN	EQUIV. FBKS #	DESCRIPTION
1.....	F730P	1-293883-1, 89603	Pivot, center
10.....	F729P	1-27979-1, 89604	Pivot, load, fulcrum, and nose iron
3.....	F311	1-32552-1, 89622	Bearing, load, fulcrum, and nose iron
6.....	F731	1-29250-1	Bearing, load and fulcrum
2.....	F732	1-29314-1	Bearing, fulcrum

Consult Suggested list/7 lb shipping weight

Kit No. F-527-K

Warehouse and Floor Scale, Steel Fabricated, Models 23-2001 Through 23-2006 and 23-2011

QTY.	RL PN	EQUIV. FBKS #	DESCRIPTION
4.....	F739	2-29377-1, 89651	Loop, load weldment
4.....	F740	1-29255-1	U-bolt, load

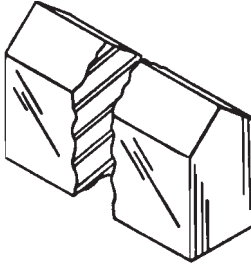

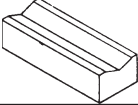
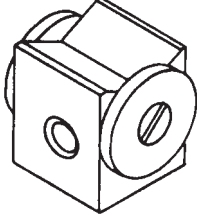
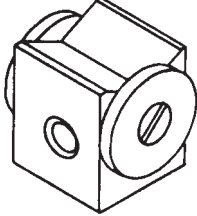
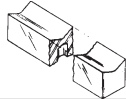
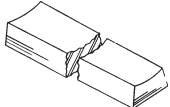
Consult Suggested list/6 lb shipping weight

Built-in Floor Scale

Kit No. F-485-K

FB NEW # 60239

Equivalent To Fairbanks Kit #86561, Models 5712, 5716, 5717, 5750, 5751, 5752, 5755 and 5756

QTY.	RL PN	DESCRIPTION	
4	F530P	Equiv. Fairbanks no. SD253A Size: 1/2 in x 1 in x 1 in Tapered both ends, pivot	
2	F531P	Equiv. Fairbanks no. SE255A Size: 1/2 in x 1 in x 1 1/2 in Tapered both ends, pivot	
2	F532P	Equiv. Fairbanks no. SE255 Size: 1/2 in x 1 in x 1 1/2 in Tapered both ends same way, pivot	
2	F457P	Equiv. Fairbanks no. SG255A Size: 1/2 in x 1 in x 2 in Tapered both ends, pivot	
4	F465P	Equiv. Fairbanks no. FG313 Size: 1/2 in x 1 in x 4 in Tapered both ends, pivot	
4	F533P	Equiv. Fairbanks no. FG18B Size: 1/2 in x 1 in x 5 in Tapered both ends with center Ground out 1 1/2 in, pivot	
2	F534	Equiv. Fairbanks no. 74057 Size: 1/2 in x 1 in x 1 9/16 in Hole size: 3/8 in Bearing	
2	F535	Equiv. Fairbanks no. 74321 Size: 3/4 in x 1/2 in x 2 in Bearing	
4	F536	Equiv. Fairbanks no. 82105 Size: 1 in x 1 1/4 in x 1 3/32 in With anti-friction plates Bearing	
1	F537	Equiv. Fairbanks no. 74319 Size: 1 in x 1 1/4 in x 1 5/8 in With anti-friction plates Bearing	
4	F538	Equiv. Fairbanks no. 74322 Size: 9/16 in x 9/16 in x 4 in Bearing	
4	F539	Equiv. Fairbanks no. 74335 Size: 1 in x 1/2 in x 5 1/4 in Bearing, old style	

Consult Suggested list

Order kit no. F-485-K for above pivots and bearings

Order kit no. F-526-K for suspension

FAIRBANKS

Built-in Scale Suspension

Kit No. F-526-K

Built-In Floor Scale 5- and 10-Ton, Main Lever Casting #82122, 82123, 82143, 82144, 82145, 82146

QTY.	RL PN	EQUIV. FBKS #	DESCRIPTION
8.....	F475AL	RA135	Link
4.....	131389	87221	Saddle block
4.....	F745	82102	Trunnion

Consult Suggested list/47 lb shipping weight

Truss Lever/Cattle Scale

Kit No. F-505-K

Truss Type Wagon and Stock Scale, Model 11492, Capacity 5-Ton, Platform Size 14 ft 1 in x 8 ft 1 in

QTY.	RL PN	EQUIV. FBKS #	DESCRIPTION
7.....	F529	WA44B	Bearing, cup
4.....	F540P	WA18C	Pivot, fulcrum
4.....	F541P	WA19	Pivot, load
2.....	F542P	WA20A	Center pin pivot
4.....	F543	WA61	Bearing, load
3.....	F545P	WDA31	Pivot, shelf lever
3.....	F544	WB10-M1	Shelf lever loops
2.....	F547	WA328	Fulcrum loop 3/4 dia x 7 in
2.....	F546	WA329	Fulcrum loop 3/4 dia x 10 in
2.....	F549	WA23	Nose iron button
1.....	F582	WA21A	Nose iron
1.....	F583	WA22A	Nose iron

Consult Suggested list/32 lb shipping weight

Kit No. F-520-K

Truss Type Wagon and Stock Scale,	Model	Capacity	Platform Size
	11514	10-Ton	16 ft x 8 ft
	11548	8-Ton	16 ft x 9 ft
	11592	10-Ton	18 ft x 8 ft
	11593	10-Ton	22 ft x 8 ft

QTY.	RL PN	EQUIV. FBKS #	DESCRIPTION
7.....	F529	WA44B	Bearing, cup
4.....	F586p	WD18A	Pivot, fulcrum
4.....	F541p	WA19	Pivot, load
2.....	F542p	WA20A	Pivot, center pin
4.....	F543	WA61	Bearing, load
3.....	F545p	WDA31	Pivot, shelf lever
2.....	F792	WG328	Fulcrum loop 1 in dia x 9 1/4 in
2.....	F793	WG329	Fulcrum loop 1 in dia x 12 1/4 in
2.....	F549	WA23	Nose iron button
3.....	F544	WB10-M1	Shelf lever loop
1.....	F584	WG21-A	Nose iron
1.....	F585	WG22-A	Nose iron

Consult Suggested list/44 lb shipping weight

Self-Contained Wagon and Stock Scale

Kit No. F-503-K

Self-Contained Wagon and Stock Scale, Model 11652, Capacity 5-Ton, Platform Size 14 ft x 8 ft

QTY.	RL PN	EQUIV. FBKS #	DESCRIPTION
3.....	F529	WA44B	Bearing, cup
8.....	F554P	WJ280A.....	Pivot, load
4.....	F555P	WJ281	Pivot, fulcrum
4.....	F556	WJ362B.....	Bearing
4.....	F572	WJ390	Bearing
2.....	F750P	WJ379.....	Pivot, pin
8.....	F735	WJ390A.....	Bearing
2.....	F759P	WJ31	Pivot

Consult Suggested list/8 lb shipping weight

Kit No. F-504-K

Self-Contained Wagon and Stock Scale	Model	Capacity	Platform Size
	11926	10-Ton	16 ft x 8 ft
	11927	10-Ton	22 ft x 8 ft

QTY.	RL PN	EQUIV. FBKS #	DESCRIPTION
3.....	F529	WA44B	Bearing, cup
8.....	F532P	SE255.....	Pivot, load
4.....	F556	WJ362B.....	Bearing
8.....	F571	WR613	Bearing
4.....	F572	WJ390	Bearing
2.....	F750P	WJ379.....	Pivot, pin
2.....	F759P	WJ31	Pivot
4.....	F458P	WR281	Pivot, fulcrum

Consult Suggested list/8 lb shipping weight

Call For Information On Self-Contained Wagon and Stock Scales With The Following Model Numbers:

	Model	Capacity	Platform Size
	11997	15-Ton	18 ft x 9 ft
	12236	15-Ton	22 ft x 9
	12237	15-Ton	20 ft x 9 ft
	12238	20-Ton	22 ft x 9 ft

Axle Load Scales

Kit No. F-459-K1, Old Style

Kit No. F-459-K2, Conversion *FB NEW # 96375

Kit No. F-459-K3, New Style FB NEW # 96376

20-Ton and 26-Ton Axle Load, Models S-208 and S-2010, 11-6198A, 11-6199A, 14-6198A, 14-6198A

Use Kits Listed Above For Axle Scales Having Main Lever Casting Numbers SD8F, 82102, SD8G

RL PN	EQUIV. FBKS #	DESCRIPTION	KIT #F-459-K1 OLD STYLE	*KIT #F-459-K2 CONVERSION FB NEW # 96375	KIT #F-459-K3 NEW STYLE
F401	SD183K	Bearing	20	20	20
F405	SD194AMI	Bearing	7	0	0
F407P	SD253	Pivot	20	20	20
F410P	SD139A	Pivot	7	7	7
F412P	SD255A	Pivot	8	8	8
F414	SD183H	Bearing	8	8	8
F751	83364	Friction plate	20	20	20
F474	86691	Friction plate	0	0	14
F472	86694	Bearing	0	7	7
F506**	86797	Bearing block	0	7	0
22002	#10-24 x 3/8 in	Screws	20	20	20
22005	1/4-20 x 1/2 in	Screws	10	10	10

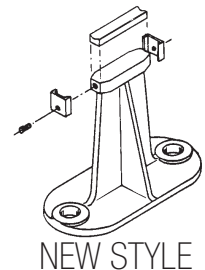
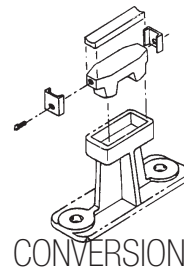
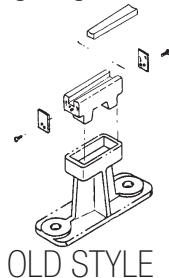
* Need main lever fulcrum stand number for ordering the correct bearing block

** F506 includes F474 thrust caps

F-459-K1 **Consult** Suggested list/25 lb shipping weight

F-459-K2 **Consult** Suggested list/50 lb shipping weight

F-459-K3 **Consult** Suggested list/28 lb shipping weight



Kit No. F-482-K (With Chairs) FB NEW # 94031

Kit No. F-483-K (Without Chairs) FB NEW # 60074

Suspension Kit For F-459-K1, F-459-K2, F459-K3

RL PN	EQUIV. FBKS #	DESCRIPTION	KIT #F-482-K	KIT #F-483-K
F477CL	RC135, 87242	Link	8	8
F503	80266, 87235	Chair	4	0
F505	80267, 87227	Trunnion	4	4
F508	RC191A, 87218	Saddle block	4	4

F-482-K **Consult** Suggested list/200 lb shipping weight

F-483-K **Consult** Suggested list/105 lb shipping weight

Axle Load Scales

Kit No. F-457-K1, Old Style

Kit No. F-457-K2, Conversion

Kit No. F-457-K3, New Style

30-Ton Axle Load, Model S-308

Use Kits Listed Above For Axle Scales Having Main Lever Casting Number 80733, End Ext #80820,
Transverse Lever #80732

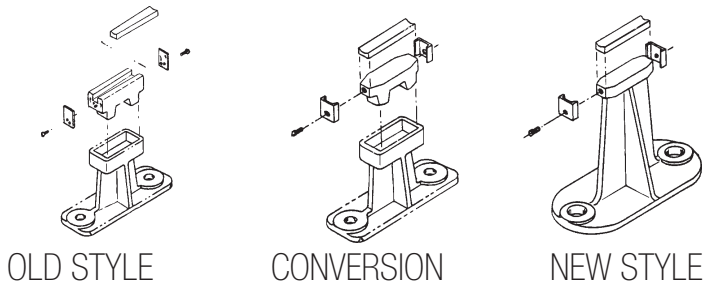
RL PN	EQUIV. FBKS #	DESCRIPTION	KIT #F-457-K1 OLD STYLE	KIT #F-457-K2 CONVERSION	KIT #F-457-K3 NEW STYLE
F401	SD183K	Bearing	20	20	20
F404	SD183J	Bearing	8	8	8
F405	SD194AMI	Bearing	7	0	0
F407P	SD253	Pivot	20	20	20
F409P	SD255C	Pivot	8	8	8
F410P	SD139A	Pivot	7	7	7
F474	86691	Friction plate	0	0	14
F751	83364	Friction plate	20	20	20
F472	86694	Bearing	0	7	7
F507*	86822	Bearing block	0	7	0
22002	#10-24 x 3/8	Screws	20	20	20
22005	1/4-20 x 1/2	Screws	10	10	10

*F507 Includes F474 Friction Plate

F-457-K1 **Consult** Suggested list/30 lb shipping weight

F-457-K2 **Consult** Suggested list/55 lb shipping weight

F-457-K3 **Consult** Suggested list/30 lb shipping weight



Kit No. F-476-K (With Chairs) or FB NEW # 94046

Kit No. F-477-K (Without Chairs) FB NEW # 60076

Suspension Kit For F-457-K1, F-457-K2, F457-K3

RL PN	EQUIV. FBKS #	DESCRIPTION	KIT #F-476-K	KIT #F-477-K
F478DL	RD135, 87243	Link	8	8
F513	80270, 87228	Trunnion	4	4
F514	RD191, 87219	Saddle block	4	4
F515	80269, 87236	Chair	4	0

F-476-K **Consult** Suggested list/337 lb shipping weight

F-477-K **Consult** Suggested list/150 lb shipping weight

Axle Load Scales

Kit No. F-458-K1, Old Style
 Kit No. F-458-K2, Conversion
 Kit No. F-458-K3, New Style

30-Ton Axle Load, Model S-3010

Use Kits Listed Above For Axle Scales Having Main Lever Casting Number 80733,
 End Ext #SH6BM-M1, Transverse Lever #80732

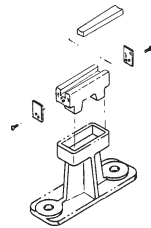
RL PN	EQUIV. FBKS #	DESCRIPTION	KIT #F-458-K1 OLD STYLE	KIT #F-458-K2 CONVERSION	KIT #F-458-K3 NEW STYLE
F401.....	SD183K.....	Bearing.....	16.....	16.....	16.....
F534.....	74057.....	Bearing.....	4.....	4.....	4.....
F404.....	SD183J.....	Bearing.....	8.....	8.....	8.....
F405.....	SD194AMI.....	Bearing.....	4.....	0.....	0.....
F407p.....	SD253.....	Pivot.....	16.....	16.....	16.....
F409p.....	SD255C.....	Pivot.....	8.....	8.....	8.....
F410p.....	SD139A.....	Pivot.....	4.....	4.....	4.....
F411p.....	SH253.....	Pivot.....	4.....	4.....	4.....
F415.....	56936-M1.....	Bearing.....	3.....	0.....	0.....
F419p.....	SH139.....	Pivot.....	3.....	3.....	3.....
F751.....	83364.....	Friction plate.....	42.....	42.....	42.....
F472.....	86694.....	Bearing.....	0.....	4.....	4.....
F473.....	86754.....	Bearing.....	0.....	3.....	3.....
F507*.....	86797.....	Bearing block.....	0.....	4.....	0.....
F728.....	86680, 87257.....	Bearing block.....	0.....	3.....	0.....
F474.....	86691.....	Friction plate.....	0.....	0.....	14.....
22002.....	#10-24 x 3/8.....	Screws.....	20.....	20.....	20.....
22005.....	1/4 x 20 x 1/2.....	Screws.....	10.....	10.....	10.....

*F507 includes F474 friction plate

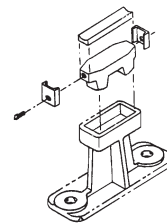
F-458-K1 **Consult** Suggested list/32 lb shipping weight

F-458-K2 **Consult** Suggested list/65 lb shipping weight

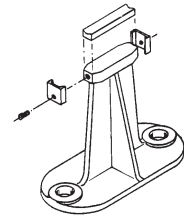
F-458-K3 **Consult** Suggested list/30 lb shipping weight



OLD STYLE



CONVERSION



NEW STYLE

Kit No. F-476-K (With Chairs) or
 Kit No. F-477-K (Without Chairs)

Suspension Kit For F-458-K1, F-458-K2, F-458-K3

RL PN	EQUIV. FBKS #	DESCRIPTION	KIT #F-476-K	KIT #F-477-K
F478DL.....	RD135, 87243.....	Link.....	8.....	8.....
F513.....	80270, 87228.....	Trunnion.....	4.....	4.....
F514.....	RD191, 87219.....	Saddle block.....	4.....	4.....
F515.....	80269, 87236.....	Chair.....	4.....	0.....

F-476-K **Consult** Suggested list/337 lb shipping weight

F-477-K **Consult** Suggested list/150 lb shipping weight

Motor Truck Scales

Kit No. F-451-K1, Old Style

Kit No. F-451-K2, Conversion FB NEW # 60330

Kit No. F-451-K3, New Style FB NEW # 96364

5-Ton Cattle Scale

10-Ton, Two-section, Models 12083, 12086, 11-3102 and 11-6186A, 11-6187A, 11-6188A, 11-6189A, 11-6190A, 14-6187A, 14-6188A, 14-6189A, 14-6190A

Use These Kits With Scales Having Main Lever Casting Number SEC8A, SEC8

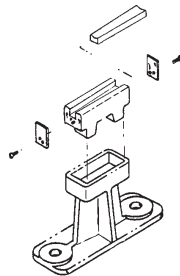
RL PN	EQUIV. FBKS #	DESCRIPTION	KIT #F-451-K1 OLD STYLE	KIT #F-451-K2 CONVERSION	KIT #F-451-K3 NEW STYLE
F401.....	SD183K	Bearing	28.....	28.....	28.....
F405.....	SD194AMI	Bearing	7.....	0.....	0.....
F407P	SD253	Pivot	28.....	28.....	28.....
F410P	SD139A	Pivot	7.....	7.....	7.....
F751.....	83364	Friction plate	20.....	20.....	20.....
F474.....	86691	Friction plate	0.....	0.....	14.....
F472.....	86694	Bearing	0.....	7.....	7.....
F506*	86797	Bearing block.....	0.....	7.....	0.....
22002.....	#10-24 x 3/8.....	Screws	20.....	20.....	20.....
22005.....	1/4 x 20 x 1/2	Screws	10.....	10.....	10.....

*F506 includes F474 friction plate

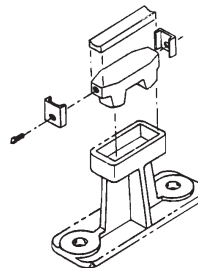
F-451-K1 **Consult** Suggested list/25 lb shipping weight

F-451-K2 **Consult** Suggested list/48 lb shipping weight

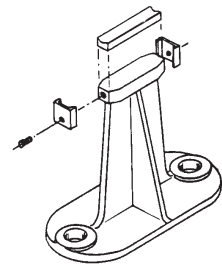
F-451-K3 **Consult** Suggested list/25 lb shipping weight



OLD STYLE



CONVERSION



NEW STYLE

Kit No. F-492-K (With Chairs) or FB NEW # 94018

Kit No. F-493-K (Without Chairs) FB NEW # 60071

Suspension Kit For F-451-K1, F-451-K2, F-451-K3

RL PN	EQUIV. FBKS #	DESCRIPTION	KIT #F-492-K	KIT #F-493-K
F475AL	RA135, 87240.....	Link	8.....	8.....
F558.....	80260, 87233	Chair.....	4.....	0.....
F559.....	RA191, 87215.....	Saddle block.....	4.....	4.....
F560.....	80261, 87225	Trunnion block	4.....	4.....

F-492-K **Consult** Suggested list/116 lb shipping weight

F-493-K **Consult** Suggested list/56 lb shipping weight

Motor Truck Scales

Kit No. F-453-K1, Old Style

Kit No. F-453-K2, Conversion FB NEW # 60331

Kit No. F-453-K3, New Style FB NEW # 96365

15-Ton, Two-section, Models 12087-12090 and 11537, 11540, 11547, 6502, 11-3116,
14-6192 Cattle Scale

Use These Kits With Scales Having Main Lever Casting Number SE8A, SGC8, 80736

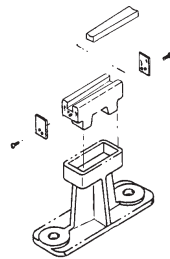
RL PN	EQUIV. FBKS #	DESCRIPTION	KIT #F-453-K1 OLD STYLE	KIT #F-453-K2 CONVERSION	KIT #F-453-K3 NEW STYLE
F401	SD183K	Bearing	20	20	20
F402	SE183F	Bearing	8	8	8
F405	SD194AMI	Bearing	7	0	0
F407p	SD253	Pivot	20	20	20
F410p	SD139A	Pivot	7	7	7
F532p	SE255	Pivot	8	8	8
F751	83364	Friction plate	20	20	20
F472	86694	Bearing	0	7	7
F506*	86797	Bearing block	0	7	0
22002	#10-24 x 3/8	Screws	20	20	20
22005	1/4-20 x 1/2	Screws	10	10	10

*F506 includes F474 friction plate

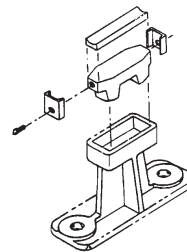
F-453-K1 **Consult** Suggested list/23 lb shipping weight

F-453-K2 **Consult** Suggested list/48 lb shipping weight

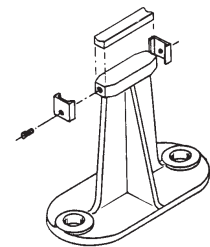
F-453-K3 **Consult** Suggested list/25 lb shipping weight



OLD STYLE



CONVERSION



NEW STYLE

Kit No. F-494-K (With Chairs) or FB NEW # 54029

Kit No. F-495-K (Without Chairs) FB NEW # 60072

Suspension Kit For F-453-K1, F-453-K2, F453-K3

RL PN	EQUIV. FBKS #	DESCRIPTION	KIT #F-494-K	KIT #F-495-K
F476BL	RB135, 87241	Link	8	8
F561	80263, 87234	Chair	4	0
F562	RB191, 87216	Saddle block	4	4
F563	80264, 87226	Trunnion block	4	4

F-494-K **Consult** Suggested list/162 lb shipping weight

F-495-K **Consult** Suggested list/84 lb shipping weight

Motor Truck Scales

Kit No. F-450-K1, Old Style

Kit No. F-450-K2, Conversion FB NEW # 60332

Kit No. F-450-K3, New Style FB NEW # 96366

20-Ton and 25-Ton, Two-section, Models 11-3129, 11-3134, 11-3141, 11541, 11544, 11545, 11546, 12091-12098, 6504, 6505 and 6506, 11-6197A, 14-6197A, 14-7181

Use These Kits With Scales Having Main Lever Casting #SG8, SG8A, SG8D-2, SDC8, 80738

RL PN	EQUIV. FBKS #	DESCRIPTION	KIT #F-450-K1 OLD STYLE	*KIT #F-450-K2 CONVERSION	KIT #F-450-K3 NEW STYLE
F401	SD183K	Bearing	20	20	20
F403	SG183A	Bearing	8	8	8
F405	SD194AMI	Bearing	7	0	0
F407p	SD253	Pivot	20	20	20
F408p	SG255	Pivot	8	8	8
F410p	SD139A	Pivot	7	7	7
F751	83364	Friction plate	20	20	20
F474	86691	Friction plate	0	0	14
F472	86694	Bearing	0	7	7
F506**	86797	Bearing block	0	7	0
22002	#10-24 x 3/8	Screws	20	20	20
22005	1/4-20 x 1/2	Screws	10	10	10

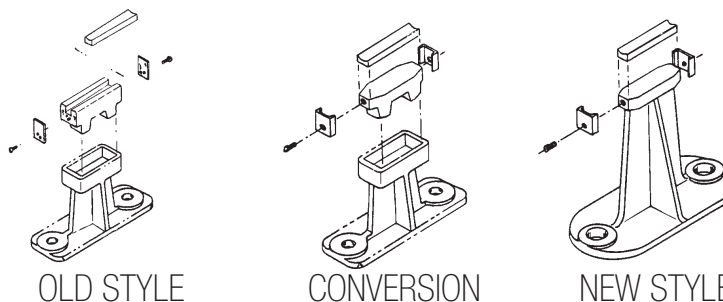
*Need main lever fulcrum stand number for ordering the correct bearing block

**F506 includes F474 friction plate

F-450-K1 **Consult** Suggested list/25 lb shipping weight

F-450-K2 **Consult** Suggested list/50 lb shipping weight

F-450-K3 **Consult** Suggested list/27 lb shipping weight



Kit No. F-469-K (With Chairs) or FB NEW # 54039

Kit No. F-471-K (Without Chairs) FB NEW # 60073

Suspension Kit For F-450-K1, F-450-K2, F-450-K3

RL PN	EQUIV. FBKS #	DESCRIPTION	KIT #F-469-K	KIT #F-471-K
F477CL	RC135, 87242	Link	8	8
F503	80266, 87235	Chair	4	0
F504	RC191, 87217	Saddle block	4	4
F505	80267, 87227	Trunnion	4	4

F-469-K **Consult** Suggested list/198 lb shipping weight

F-471-K **Consult** Suggested list/105 lb shipping weight

Motor Truck Scales

Kit No. F-452-K1, Old Style

Kit No. F-452-K2, Conversion FB NEW # 60334

Kit No. F-452-K3, New Style FB NEW # 96368

30-Ton, Two-section, Models 6507, 6508, 12074-12077, 11-3158, 11-3153, 12099, 12101, 12102, 11-3153A, 11-3158, 14-7182

Use These Kits With Scales Having Main Lever Casting #SD8J, SD8L, SD8N, SD8K, SD8LN, 87380

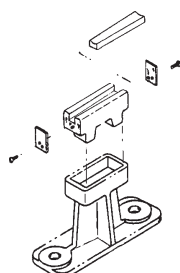
RL PN	EQUIV. FBKS #	DESCRIPTION	KIT #F-452-K1 OLD STYLE	KIT #F-452-K2 CONVERSION	KIT #F-452-K3 NEW STYLE
F401.....	SD183K	Bearing	20	20	20
F404.....	SD183J	Bearing	8	8	8
F405.....	SD194AMI	Bearing	7	0	0
F407p.....	SD253	Pivot	20	20	20
F409p.....	SD255C	Pivot	8	8	8
F410p.....	SD139A	Pivot	7	7	7
F751.....	83364	Friction plate	20	20	20
F472.....	86694	Bearing	0	7	7
F507*	86822	Bearing block.....	0	7	0
F474.....	86691	Friction plate	0	0	14
22002.....	#10-24 x 3/8	Screws	20	20	20
22005.....	1/4-20 x 1/2	Screws	10	10	10

*F507 includes F474 friction plate

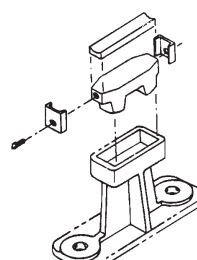
F-452-K1 **Consult** Suggested list/30 lb shipping weight

F-452-K2 **Consult** Suggested list/55 lb shipping weight

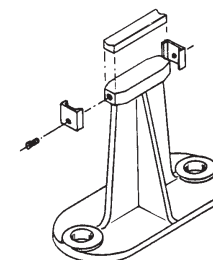
F-452-K3 **Consult** Suggested list/30 lb shipping weight



OLD STYLE



CONVERSION



NEW STYLE

Kit No. F-476-K (With Chairs) or FB NEW # 94046

Kit No. F-477-K (Without Chairs) FB NEW # 60076

Suspension Kit For F-452-K1, F-452-K2, F-452-K3

RL PN	EQUIV. FBKS #	DESCRIPTION	KIT #F-476-K	KIT #F-477-K
F478DL	RD135, 87243	Link	8	8
F513.....	80270, 87228	Trunnion.....	4	4
F514.....	RD191, 87219	Saddle block.....	4	4
F515.....	80269, 87236	Chair.....	4	0

F-476-K **Consult** Suggested list/337 lb shipping weight

F-477-K **Consult** Suggested list/150 lb shipping weight

Motor Truck Scales

Kit No. F-507-K1, Old Style

Kit No. F-507-K2, Conversion

Kit No. F-507-K3, New Style

40-Ton, Two-section, Models 12078, 12082, 12254, and 12256

Use These Kits With Scales Having Main Lever Casting #74178, SH8E, SH8MI, 87426

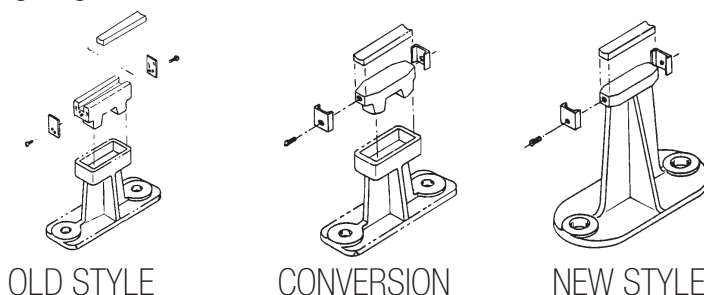
RL PN	EQUIV. FBKS #	DESCRIPTION	KIT #F-507-K1 OLD STYLE	KIT #F-507-K2 CONVERSION	KIT #F-507-K3 NEW STYLE
F401.....	SD183K.....	bearing.....	16.....	16.....	16.....
F407P.....	SD253.....	pivot.....	16.....	16.....	16.....
F411P.....	SH253.....	pivot.....	4.....	4.....	4.....
F415.....	56936M.....	bearing.....	7.....	0.....	0.....
F419P.....	SH139A.....	pivot.....	7.....	7.....	7.....
F420P.....	SH255A.....	pivot.....	8.....	8.....	8.....
F421.....	SH183.....	bearing.....	8.....	8.....	8.....
F422.....	82499.....	bearing.....	1.....	1.....	1.....
F423P.....	82498.....	pivot.....	1.....	1.....	1.....
F424.....	TX152.....	friction plate.....	2.....	2.....	2.....
F751.....	83364.....	friction plate.....	20.....	20.....	20.....
F473.....	86754.....	bearing.....	0.....	7.....	7.....
F534.....	74057.....	bearing.....	4.....	4.....	4.....
F728*.....	86680, 87257.....	bearing block.....	0.....	7.....	0.....
F474.....	86691.....	friction plate.....	0.....	0.....	14.....
22002.....	#10-24 x 3/8.....	screws.....	20.....	20.....	20.....
22005.....	1/4-20 x 1/2.....	screws.....	10.....	10.....	10.....

*F728 includes F474 friction plate

F-507-K1 **Consult** Suggested list/35 lb shipping weight

F-507-K2 **Consult** Suggested list/70 lb shipping weight

F-507-K3 **Consult** Suggested list/30 lb shipping weight



Kit No. F-498-K (With Chairs) or FB NEW # 94064

Kit No. F-499-K (Without Chairs) FB NEW # 60077

Suspension Kit For F-507-K1, F-507-K2, F-507-K3

RL PN	EQUIV. FBKS #	DESCRIPTION	KIT #F-498-K	KIT #F-499-K
F478DL.....	RD135, 87243.....	Link.....	8.....	8.....
F513.....	80270, 87228.....	Trunnion block.....	4.....	4.....
F515.....	80269, 87236.....	Chair.....	4.....	0.....
F564.....	80253, 87220.....	Saddle block.....	4.....	4.....

F-498-K **Consult** Suggested list/329 lb shipping weight

F-499-K **Consult** Suggested list/161 lb shipping weight

Motor Truck Scales

Kit No. F-454-K1, Old Style

Kit No. F-454-K2, Conversion * FB NEW # 60335

Kit No. F-454-K3, New Style FB NEW # 60336

50-Ton, Four-section, Models 6509, 6510, 6512, 12301, 12302, 12304,
11-3380, 11-3331, 11-3332, 11-3334

Use These Kits With Scales Having Main Lever Casting #80738, SG8D, SG8D2, SDC8, 87208

RL PN	EQUIV. FBKS #	DESCRIPTION	KIT #F-454-K1 OLD STYLE	*KIT #F-454-K2 CONVERSION	KIT #F-454-K3 NEW STYLE
F401.....	SD183K.....	Bearing.....	40.....	40.....	40.....
F403.....	SG183K.....	Bearing.....	16.....	16.....	16.....
F405n.....	SD194AMI.....	Bearing.....	12.....	2.....	0.....
F407p.....	SD253.....	Pivot.....	40.....	40.....	40.....
F408p.....	SG255.....	Pivot.....	16.....	16.....	16.....
F410p.....	SD139A.....	Pivot.....	12.....	12.....	12.....
F422.....	82499.....	Bearing.....	1.....	1.....	0.....
F423p.....	82498.....	Pivot.....	1.....	1.....	1.....
F424.....	TX152.....	Friction plate.....	2.....	2.....	2.....
F751.....	83364.....	Friction plate.....	20.....	20.....	20.....
F474.....	86691.....	Friction plate.....	0.....	0.....	16.....
F472.....	86694.....	Bearing.....	0.....	10.....	12.....
F507**.....	86822.....	Bearing block.....	0.....	10.....	0.....
F557.....	86755.....	Bearing.....	0.....	0.....	1.....
22002.....	#10-24 x 3/8.....	Screws.....	20.....	20.....	20.....
22005.....	1/4-20 x 1/2.....	Screws.....	10.....	10.....	10.....

*Need main lever fulcrum stand number for ordering the correct bearing block

**F507 includes F474 friction plate

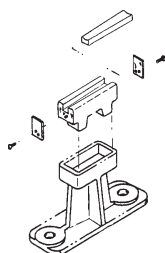
Stand number SD19E needs F507

Stand number SDC19 needs F506

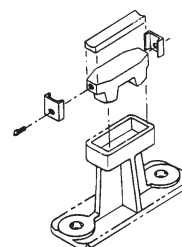
F-454-K1 **Consult** Price/42 lb ship weight

F-454-K2 **Consult** Price/78 lb ship weight

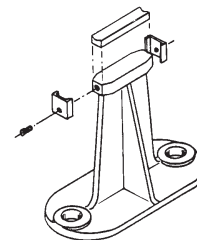
F-454-K3 **Consult** Price/43 lb ship weight



OLD STYLE



CONVERSION



NEW STYLE

Kit No. F-470-K (With Chairs) or FB NEW # 54047

Kit No. F-472-K (Without Chairs) FB NEW # 60078

Suspension Kit For F-454-K1, F-454-K2, F-454-K3

RL PN	EQUIV. FBKS #	DESCRIPTION	KIT #F-470-K	KIT #F-472-K
F477CL.....	RC135, 87242.....	Link.....	16.....	16.....
F503.....	80266, 87235.....	Chair.....	8.....	0.....
F504.....	RC191, 87217.....	Saddle block.....	8.....	8.....
F505.....	80267, 87227.....	Trunnion block.....	8.....	8.....

F-470-K **Consult** Suggested list/580 lb shipping weight

F-472-K **Consult** Suggested list/200 lb shipping weight

Motor Truck Scales

RARE SCALE
USED ON 12 FT
WIDE AND DUMP
SCALE

Kit No. F-519-K1, Old Style

Kit No. F-519-K2, Conversion FB NEW # 96372

Kit No. F-519-K3, New Style FB NEW # 96373

50-Ton, Four-section, Models 12257-12263, 26-Ton Sectional Capacity

Use These Kits With Scales Having Main Lever Casting #SD8F, SD8E, 83502, SD8D and SD8G

RL PN	EQUIV. FBKS #	DESCRIPTION	KIT #F-519-K1 OLD STYLE	*KIT #F-519-K2 CONVERSION	KIT #F-519-K3 NEW STYLE
F401.....	SD183K.....	Bearing.....	40.....	40.....	40
F414.....	SD183H.....	Bearing.....	16.....	16.....	16
F405n.....	SD194AMI.....	Bearing.....	12.....	2.....	2
F407p.....	SD253.....	Pivot.....	40.....	40.....	40
F412p.....	SD255A.....	Pivot.....	16.....	16.....	16
F410p.....	SD139A.....	Pivot.....	12.....	12.....	12
F422.....	82499.....	Bearing.....	1.....	1.....	1
F423p.....	82498.....	Pivot.....	1.....	1.....	1
F424.....	TX152.....	Friction plate.....	2.....	2.....	2
F751.....	83364.....	Friction plate.....	20.....	20.....	20
F474.....	86691.....	Friction plate.....	0.....	0.....	16
F472.....	86694.....	Bearing.....	0.....	10.....	10
F507**.....	86822.....	Bearing block.....	0.....	10.....	0
22002.....	#10-24 x 3/8.....	Screws.....	20.....	20.....	20
22005.....	1/4-20 x 1/2.....	Screws.....	10.....	10.....	10

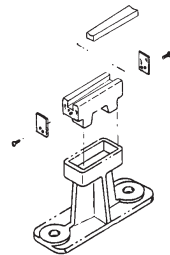
*Need main lever fulcrum stand number for ordering the correct bearing block

**F507 includes F474 friction plate

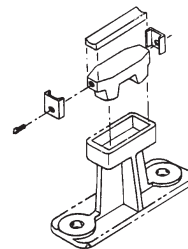
F-519-K1 **Consult** Suggested list/45 lb shipping weight

F-519-K2 **Consult** Suggested list/83 lb shipping weight

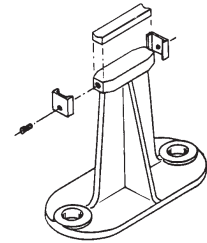
F-519-K3 **Consult** Suggested list/48 lb shipping weight



OLD STYLE



CONVERSION



NEW STYLE

Kit No. F-517-K (With Chairs) or FB NEW # 94084

Kit No. F-518-K (Without Chairs) FB NEW # 60079

Suspension Kit For F-519-K1, F-519-K2, F-519-K3

RL PN	EQUIV. FBKS #	DESCRIPTION	KIT #F-517-K	KIT #F-518-K
F477CL.....	RC135, 87242.....	Link.....	16.....	16
F503.....	80266, 87235.....	Chair.....	8.....	0
F505.....	80267, 87227.....	Trunnion.....	8.....	8
F508.....	RC191A, 87218.....	Saddle block.....	8.....	8

F-517-K **Consult** Suggested list/395 lb shipping weight

F-518-K **Consult** Suggested list/205 lb shipping weight

Motor Truck Scales

Kit No. F-464-K1, Old Style

Kit No. F-464-K2, Conversion FB NEW # 60338

Kit No. F-464-K3, New Style FB NEW # 60339

50-Ton, Five-section, Models 6514C and 11-3436

Use These Kits With Scales Having Main Lever Casting #80738, SG8D, SG8D2, SDC8, 87208

RL PN	EQUIV. FBKS #	DESCRIPTION	KIT #F-464-K1 OLD STYLE	*KIT #F-464-K2 CONVERSION	KIT #F-464-K3 NEW STYLE
F401	SD183K	Bearing	54	54	54
F403	SG183A	Bearing	20	20	20
F405	SD194AMI	Bearing	16	4	0
F407p	SD253	Pivot	54	54	54
F408p	SG255	Pivot	20	20	20
F410p	SD139A	Pivot	16	16	16
F422	82499	Bearing	1	1	0
F423p	82498	Pivot	1	1	1
F424	TX152	Friction plate	2	2	2
F751	83364	Friction plate	24	24	24
F474	86691	Friction plate	0	0	32
F472	86694	Bearing	0	12	16
F507	86797	Bearing block	0	12	0
F557	86755	Bearing	0	0	1
22002	#10-24 x 3/8	Screws	22	22	22
22005	1/4-20 x 1/2	Screws	12	12	12

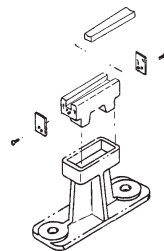
*Need main lever fulcrum stand number for ordering the correct bearing block

**F507 includes F474 friction plate

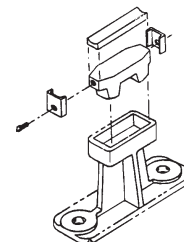
F-464-K1 **Consult** Suggested list/56 lb shipping weight

F-464-K2 **Consult** Suggested list/98 lb shipping weight

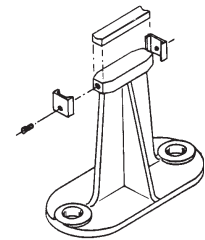
F-464-K3 **Consult** Suggested list/68 lb shipping weight



OLD STYLE



CONVERSION



NEW STYLE

Kit No. F-547-K (With Chairs) or FB NEW # 54047

Kit No. F-473-K (Without Chairs) FB NEW # 60200

Suspension Kit For F-464-K1, F464-K2, F-464-K3

RL PN	EQUIV. FBKS #	DESCRIPTION	KIT #F-547-K	KIT #F-473-K
F477CL	RC135, 87242	Link	20	20
F503	80266, 87235	Chair	10	0
F504	RC191, 87217	Saddle block	10	10
F505	80267, 87227	Trunnion	10	10

F-547-K **Consult** Suggested list/478 lb shipping weight

F-473-K **Consult** Suggested list/238 lb shipping weight

Motor Truck Scales

Kit No. F-455-K1, Old Style

Kit No. F-455-K2, Conversion FB NEW # 60340

Kit No. F-455-K3, New Style FB NEW # 96370

60-Ton Four-section, 30-Ton Sectional Capacity, 50-Ton Four-section With Main Lever #87380

Models 11-3381, 11-3382, 11-3383, 11-3342, 11-3344, 6516B OR 6517B

Use These Kits With Scales Having Main Lever Casting #SD8L, SD8K, SD8N, SD8LN and 87380

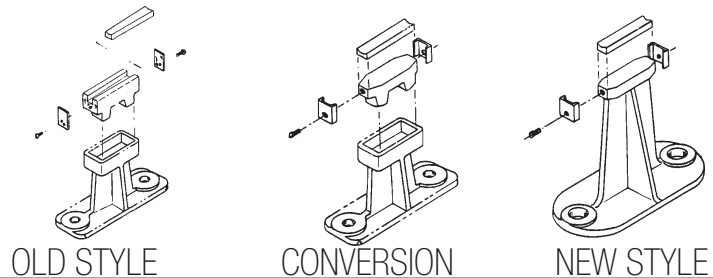
RL PN	EQUIV. FBKS #	DESCRIPTION	KIT #F-455-K1 OLD STYLE	KIT #F-455-K2 CONVERSION	KIT #F-455-K3 NEW STYLE
F401	SD183K	Bearing	40	40	40
F404	SD183J	Bearing	16	16	16
F405	SD194AMI	Bearing	12	2	0
F407P	SD253	Pivot	40	40	40
F409P	SD255C	Pivot	16	16	16
F410P	SD139A	Pivot	12	12	12
F422	82499	Bearing	1	1	0
F423P	82498	Pivot	1	1	1
F424	TX152	Friction plate	2	2	2
F751	83364	Friction plate	20	20	20
F474	83391	Friction plate	0	0	26
F472	86694	Bearing	0	10	12
F507*	86822	Bearing block	0	10	0
F557	86755	Bearing	0	0	1
22002	#10-24 x 3/8	Screws	20	20	20
22005	1/4-20 x 1/2	Screws	10	10	10

*F507 includes F474 friction plate

F-455-K1 **Consult** Suggested list/52 lb shipping weight

F-455-K2 **Consult** Suggested list/90 lb shipping weight

F-455-K3 **Consult** Suggested list/53 lb shipping weight



Kit No. F-480-K (With Chairs) or

Kit No. F-481-K (Without Chairs) FB NEW # 60198

Suspension Kit For F-455-K1, F-455-K2, F-455-K3

RL PN	EQUIV. FBKS #	DESCRIPTION	KIT #F-480-K	KIT #F-481-K
F478DL	RD135, 87243	Link	16	16
F513	80270, 87228	Trunnion	8	8
F514	87219, RD191	Saddle block	8	8
F515	80269, 87236	Chair	8	0

F-480-K **Consult** Suggested list/642 lb shipping weight

F-481-K **Consult** Suggested list/295 lb shipping weight

Motor Truck Scales

Kit No. F-456-K1, Old Style

Kit No. F-456-K2, Conversion FB NEW # 60341

Kit No. F-456-K3, New Style FB NEW # 96371

60-Ton Five-section, 30-Ton Sectional Capacity, 50-Ton Capacity With Main Lever #87380

Models 6518B, 6518, 11-3384, 11-3446, 11-3385, 11-3484

Use These Kits With Scales Having Main Lever Casting #SD8L, SD8K, SD8N, SD8LN and 87380

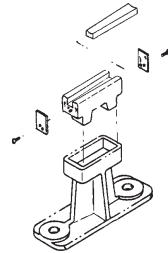
RL PN	EQUIV. FBKS #	DESCRIPTION	KIT #F-456-K1 OLD STYLE	KIT #F-456-K2 CONVERSION	KIT #F-456-K3 NEW STYLE
F401	SD183K	Bearing	54	54	54
F404	SD183J	Bearing	20	20	20
F405	SD194AMI	Bearing	16	4	0
F407p	SD253	Pivot	54	54	54
F409p	SD255C	Pivot	20	20	20
F410p	SD139A	Pivot	16	16	16
F422	82499	Bearing	1	1	0
F423p	82498	Pivot	1	1	1
F424	TX152	Friction plate	2	2	2
F751	83364	Friction plate	24	24	24
F474	83391	Friction plate	0	0	24
F472	86694	Bearing	0	12	16
F507*	86822	Bearing block	0	12	0
F557	86755	Bearing	0	0	1
22002	#10-24 x 3/8	Screws	22	22	22
22005	1/4-20 x 1/2	Screws	12	12	0

*F507 includes F474 friction plate

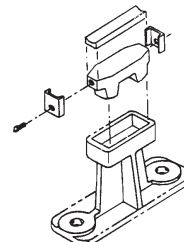
F-456-K1 **Consult** Suggested list/66 lb shipping weight

F-456-K2 **Consult** Suggested list/110 lb shipping weight

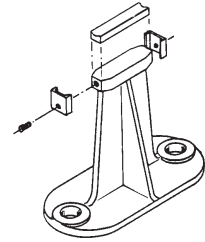
F-456-K3 **Consult** Suggested list/67 lb shipping weight



OLD STYLE



CONVERSION



NEW STYLE

Kit No. F-478-K (With Chairs) or

Kit No. F-479-K (Without Chairs) FB NEW # 60199

Suspension Kit For F-456-K1, F-456-K2, F-456-K3

RL PN	EQUIV. FBKS #	DESCRIPTION	KIT #F-478-K	KIT #F-479-K
F478DL	RD135, 87243	Link	20	20
F513	80270, 87228	Trunnion	10	10
F514	RD191, 87219	Saddle block	10	10
F515	80269, 87236	Chair	10	0

F-478-K **Consult** Suggested list/805 lb shipping weight

F-479-K **Consult** Suggested list/375 lb shipping weight

Motor Truck Scales

Kit No. F-462-K1, Old Style

Kit No. F-462-K2, Conversion

Kit No. F-462-K3, New Style

75-Ton Four-section, 40-Ton Sectional Capacity, 60-Ton Capacity With Main Lever #87426

Models 6520B, 6521B, 6523B, 11-3352, 11-3354, 11-3394 **11= mechanical transverse**

Use These Kits With Scales Having Main Lever Casting #74178, SH8MI, 87426

RL PN	EQUIV. FBKS #	DESCRIPTION	KIT #F-462-K1 OLD STYLE	KIT #F-462-K2 CONVERSION	KIT #F-462-K3** NEW STYLE
F401.....	SD183K.....	Bearing.....	32.....	32.....	32.....
F407p.....	SD253.....	Pivot.....	32.....	32.....	32.....
F411p.....	SH253.....	Pivot.....	8.....	8.....	8.....
F415.....	56936MI.....	Bearing.....	12.....	0.....	0.....
F419p.....	SH139A.....	Pivot.....	12.....	12.....	12.....
F420p.....	SH255A.....	Pivot.....	16.....	16.....	16.....
F421.....	SH183E.....	Bearing.....	16.....	16.....	16.....
F422.....	82499.....	Bearing.....	1.....	1.....	1.....
F423p.....	82498.....	Pivot.....	1.....	1.....	1.....
F424.....	TX152.....	Friction plate.....	2.....	2.....	2.....
F751.....	83364.....	Friction plate.....	20.....	20.....	20.....
F474.....	86691.....	Friction plate.....	0.....	0.....	26.....
F473.....	86754.....	Bearing.....	0.....	12.....	12.....
F534.....	74057.....	Bearing.....	8.....	8.....	8.....
F728*	86680, 87257.....	Bearing block.....	0.....	12.....	0.....
22002.....	#10-24 x 3/8.....	Screws.....	20.....	20.....	20.....
22005.....	1/4-20 x 1/2.....	Screws.....	10.....	10.....	10.....

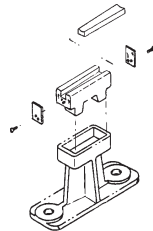
*F728 includes F474 friction plate

**If ordering for models 11-3352 and 11-3354 kit F-462-K3, remove four of F419P and F473 and add four of F410P and F472

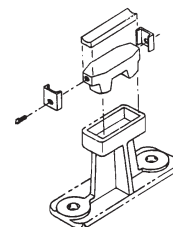
F-462-K1 **Consult** Suggested list/60 lb shipping weight

F-462-K2 **Consult** Suggested list/119 lb shipping weight

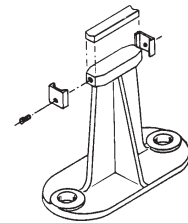
F-462-K3 **Consult** Suggested list/61 lb shipping weight



OLD STYLE



CONVERSION



NEW STYLE

Kit No. F-548-K (With Chairs) or

Kit No. F-496-K (Without Chairs) FB NEW # 60195

Suspension Kit For F-462-K1, F-462-K2, F-462-K3

RL PN	EQUIV. FBKS #	DESCRIPTION	KIT #F-548-K	KIT #F-496-K
F478DL.....	RD135, 87243.....	Link.....	16.....	16.....
F513.....	80270, 87228.....	Trunnion block.....	8.....	8.....
F564.....	80253, 87220.....	Saddle block.....	8.....	8.....
F713.....	80811, 87237.....	Chair.....	8.....	0.....

F-548-K **Consult** Suggested list/672 lb shipping weight

F-496-K **Consult** Suggested list/325 lb shipping weight

Motor Truck Scales

Kit No. F-463-K1, Old Style (86783)

Kit No. F-463-K2, Conversion

Kit No. F-463-K3, New Style

75-Ton and 80-Ton Five-section, 40-Ton Sectional Capacity, 60-Ton Five-section With Main Lever #87426

Models 11-3356, 11-3485, 11-3482, 6525B **11= mechanical transverse**

Use These Kits With Scales Having Main Lever Casting #74178, SH8MI, 87426

FAIRBANKS

RL PN	EQUIV. FBKS #	DESCRIPTION	KIT #F-463-K1 OLD STYLE	KIT #F-463-K2 CONVERSION	KIT #F-463-K3** NEW STYLE
F401	SD183K	Bearing	44	44	44
F405	SD194AMI	Bearing	1	0	0
F407P	SD253	Pivot	44	44	44
F410P	SD139A	Pivot	1	1	1
F411P	SH253	Pivot	10	10	10
F415	56936MI	Bearing	15	0	0
F419P	SH139A	Pivot	15	15	15
F420P	SH255A	Pivot	20	20	20
F421	SH183	Bearing	20	20	20
F422	82499	Bearing	1	1	0
F557	86755	Bearing	0	0	1
F423P	82498	Pivot	1	1	1
F424	TX152	Friction plate	2	2	2
F751	83364	Friction plate	24	24	24
F474	83391	Friction plate	0	0	32
F472	86694	Bearing	0	1	1
F473	86754	Bearing	0	15	15
F534	74057	Bearing	10	10	10
F728*	86680, 87257	Bearing block	0	15	0
22002	#10-24 x 3/8	Screws	22	22	22
22005	1/4-20 x 1/2	Screws	12	12	12

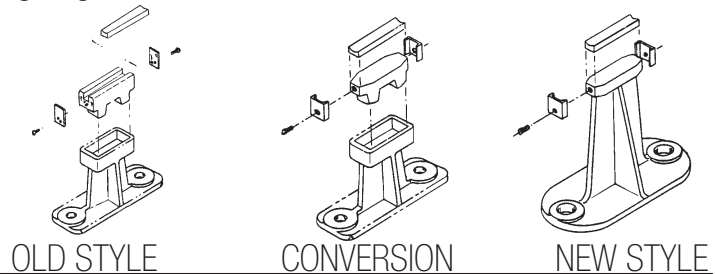
*F728 includes F474 friction plate

**If ordering 11-3356 kit F-463-K3, remove five of F419P and F473 and add five of F410P and F472

F-463-K1 **Consult** Suggested list/75 lb shipping weight

F-463-K2 **Consult** Suggested list/150 lb shipping weight

F-463-K3 **Consult** Suggested list/75 lb shipping weight



Kit No. F-497-K (Without Chairs)

Suspension Kit For F-463-K1, F463-K2, F463-K3

RL PN	EQUIV. FBKS #	DESCRIPTION	KIT #F-497-K
F478DL	RD135, 87243	Link	20
F513	80270, 87228	Trunnion block	10
F564	80253, 87220	Saddle block	10

F-497-K **Consult** Suggested list/406 lb shipping weight

Motor Truck Scales

Kit No. F-550-K

Type S, 120 Ton Four-section, 60-Ton Sectional Capacity, 60 Ft. With Main Lever #87392

Models 11-3364, 11-3374 Full Mechanical Mult. 600:1

Models 14-3364, 14-3374 Lever Tronic Mult. 90:1

QTY.	RL PN	EQUIV. FBKS #	DESCRIPTION
16.....	F712P	87391	Pivot, load and fulcrum
16.....	F789	87390	Bearing, load and fulcrum
32.....	F407P	SD253	Pivot, tip
32.....	F401	SD183K	Bearing, tip
4.....	F473	86754	Bearing, fulcrum
4.....	F419P	SH139	Pivot, fulcrum
8.....	F411P	SH253	Pivot, load
8.....	F534	74057	Bearing load
1.....	F423P	82498	Pivot, fulcrum
1.....	F557	86755	Bearing fulcrum

Consult Suggested list/72 lb shipping weight

Kit No. F-549-K

Type S, 120 Ton Five-section, 60-Ton Sectional Capacity, 70 Ft. With Main Lever #87392

Models 11-3466, 11-3476 Full Mechanical Mult. 600:1

Models 14-3466, 14-3476 Lever Tronic Mult. 90:1

QTY.	RL PN	EQUIV. FBKS #	DESCRIPTION
20.....	F712P	87391	Pivot, load and fulcrum
20.....	F789	87390	Bearing, load and fulcrum
44.....	F407P	SD253	Pivot, tip
44.....	F401	SD183K	Bearing, tip
1.....	F410P	SD139A	Pivot, fulcrum
5.....	F473	86754	Bearing, fulcrum
5.....	F419P	SH139	Pivot, fulcrum
10.....	F411P	SH253	Pivot, load
10.....	F543	74057	Bearing, load
1.....	F423P	82498	Pivot, fulcrum
2.....	F557	86755	Bearing, fulcrum

Consult Suggested list/94 lb shipping weight

Motor Truck Scales

HOLMAN STEEL PIPE LEVER TYPE

Kit No. 34347 FB New # 94577

Holman Steel Pipe Lever Type, Pivot and Bearing Kit, Four-section
 Models 11-4306, 11-4311 Full Mechanical Mult.
 Models 14-4306, 14-4311 Lever Tronic Mult.

QTY.	RL PN	EQUIV. FBKS #	DESCRIPTION
20.....	10699	90341	Bearing, load and fulcrum
25.....	10763	40-011-600	Pivot, load and fulcrum
5.....	10963	40-008-600	Pivot, tip
5.....	F787	45-016-600	Bearing, block assembly, tip
4.....	F788	45-015-600	Bearing, block assembly, load
28.....	15265		Pin spring

Consult Suggested list/80 lb shipping weight

Kit No. 34348 FB New # 94578

Suspension Kit, Four-section, with Steel Suspension

QTY.	RL PN	EQUIV. FBKS #	DESCRIPTION
16.....	F782L	45-012-600	Links
8.....	F783	45-013-600	Saddle block
8.....	F776	40-032-600	Trunnion

Consult Suggested list/330 lb shipping weight

Kit No. F-516-K FB New # 94579

Suspension Kit, Four-section, with Cast Suspension

QTY.	RL PN	EQUIV. FBKS #	DESCRIPTION
16.....	F478DL.....	RD135 87243	Link
8.....	F747	85414 87222	Saddle block
8.....	F746	85412 87230	Trunnion

Consult Suggested list/230 lb shipping weight

Motor Truck Scales

HOLMAN STEEL PIPE LEVER TYPE

Kit No. 34349

Holman Steel Pipe Lever Type, Pivot and Bearing Kit, Five-sections
 Models 11-4304, 11-4305, 11-4307 Full Mechanical Mult.
 Models 14-4304, 14-4305, 14-4307 Lever Tronic Mult.

QTY.	RL PN	EQUIV. FBKS #	DESCRIPTION
25.....	10699	90341	Bearing, load and fulcrum
30.....	10763	40-011-600	Pivot, load and fulcrum
6.....	10963	40-008-600	Pivot, tip
6.....	F787	45-016-600	Bearing, block assembly, tip
5.....	F788	45-015-600	Bearing, block assembly, load
35.....	15265		Pin, spring

Consult Suggested list/95 lb shipping weight

Kit No. 34350

Suspension Kit, Five-section, with Steel Suspension

QTY.	RL PN	EQUIV. FBKS #	DESCRIPTION
20.....	F782L	45-012-600	Links
10.....	F783	45-013-600	Saddle block
10.....	F776	40-032-600	Trunnion

Consult Suggested list/400 lb shipping weight

Kit No. 52214

Suspension Kit, Five-section, with Cast Suspension

QTY.	RL PN	EQUIV. FBKS #	DESCRIPTION
20.....	F478DL	RD135, 87243	Links
10.....	F747	85414, 87222	Saddle block
10.....	F746	85412, 87230	Trunnion

Consult Suggested list/288 lb shipping weight

Kit No. 71023 FB New # 94556

Holman Steel Pipe Lever Type, Pivot and Bearing
 Two-section, Model 11-4300 and 4302, 14-4300 and 4302

QTY.	RL PN	EQUIV. FBKS #	DESCRIPTION
12.....	10763	40-011-600	Pivot, load and fulcrum
10.....	10699	40-334-600	Bearing, load and fulcrum
3.....	10963	wr-281	Pivot, tip
2.....	F788	45-014-600	Tip connection, upper
3.....	F787	45-015-600	Tip connection, lower
20.....	15265	316-pl	Roll pin

Consult Suggested list/40 lb shipping weight

FAIRBANKS

Motor Truck Scales

HOLMAN STEEL PIPE LEVER TYPE

Kit No. 71017 FB New # 94557

Suspension Kit, Two-section with Steel Suspension

QTY.	RL PN	EQUIV. FBKS #	DESCRIPTION
8.....	F782L.....	45-012-600	Links
4.....	F783	45-013-600	Saddle block
4.....	F776	45-032-600	Trunnion

Consult Suggested list/165 lb shipping weight

Kit No. 71018 FB New # 94558

Suspension Kit, Two-section, with Cast Suspension

QTY.	RL PN	EQUIV. FBKS #	DESCRIPTION
8.....	F478DL.....	RD135 87243	Links
4.....	F747	85414 87222	Saddle block
4.....	F746	85412 87230	Trunnion

Consult Suggested list/115 lb shipping weight

Kit No. 71022 FB New # 94559

Holman Steel Pipe Lever Type, Pivot and Bearing. Three-section
Model 11-4303 and 14-4303

QTY.	RL PN	EQUIV. FBKS #	DESCRIPTION
18.....	10763	40-011-600	Pivot, load and fulcrum
15.....	10699	40-334-600	Bearing, load and fulcrum
4.....	10963	WR281	Pivot, tip
4.....	F787	45-015-600	Tip connection, lower
3.....	F788	45-014-600	Tip connection, upper
30.....	15265	316PI.....	Roll pins

Consult Suggested list/60 lb shipping weight

Kit No. 71016 FB New # 94560

Suspension Kit, Three-section, with Steel Suspension

QTY.	RL PN	EQUIV. FBKS #	DESCRIPTION
12.....	F782L	45-012-600	Links
6.....	F783	45-013-600	Saddle block
6.....	F776	45-032-600	Trunnion

Consult Suggested list/250 lb shipping weight

Kit No. 71019 FB New # 94561

Suspension Kit, Three-section, with Cast Suspension

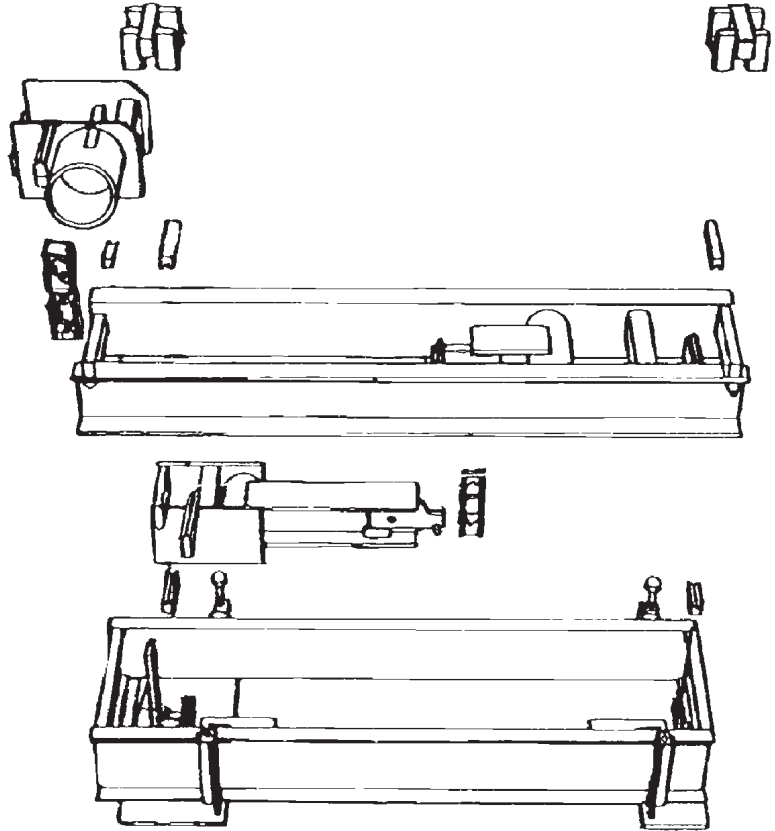
QTY.	RL PN	EQUIV. FBKS #	DESCRIPTION
12.....	F478DL.....	RD135 87243	Links
6.....	F747	85414	Saddle block
6.....	F746	85412	Trunnion

Consult Suggested list/173 lb shipping weight

Modular PV Truck Scales

PIVOTS AND BEARINGS FOR MODULAR PV TRUCK SCALE

Kit No. 49873
 Kit No. 49874
 Kit No. 49875
 Kit No. 49876



Two-section 8215, 8220, 8221, 8230 One Module 15 ft - 30 ft	Three-section 8240, 8241, 8245, 8246, 8250, 8251 Two Module 40 ft - 50 ft	Four-section 8260, 8261, 8265, 8266, 8270, 8271, 8275, 8276 Three Module 60 ft - 75 ft	Five-section 8280, 8281 Four Module 80 ft
---	---	---	--

RL PN	EQUIV. FBKS #	DESCRIPTION	KIT #49873 TWO-SECTION	KIT #49874 THREE-SECTION	KIT #49875 FOUR-SECTION	KIT #49876 FIVE-SECTION
F752P	1382-2	Pivot	4	6	8	10
F458P	WR281	Pivot	3	4	5	6
F457P	SG255A	Pivot	4	6	8	10
F413P	1382-7	Pivot	8	12	16	20
F465P	FG313	Pivot	3	4	5	6
10699	n/a	Bearing	8	12	16	20
F761	86181	Bearing	8	12	16	20
F326	85309	Bearing	2	3	4	5

49873 **Consult** Suggested list/30 lb shipping weight
 49874 **Consult** Suggested list/44 lb shipping weight
 49875 **Consult** Suggested list/58 lb shipping weight
 49876 **Consult** Suggested list/72 lb shipping weight

FAIRBANKS

Suspensions For Modular PV Truck Scale

TYPE A

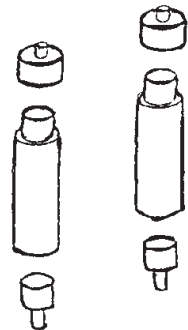
RL PN	EQUIV. FBKS #	DESCRIPTION	KIT #49877 TWO-SECTION	KIT #49878 THREE-SECTION	KIT #49879 FOUR-SECTION	KIT #49880 FIVE-SECTION
10960.....	90284	Rocker pin	8	12	16	20
10961.....	90280	Bottom seat	8	12	16	20
10962.....	Bearing cup	8	12	16	20

- 49877 **Consult** Suggested list/40 lb shipping weight
- 49878 **Consult** Suggested list/60 lb shipping weight
- 49879 **Consult** Suggested list/80 lb shipping weight
- 49880 **Consult** Suggested list/100 lb shipping weight

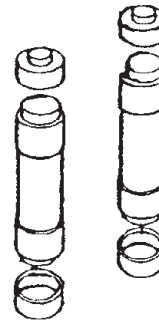
TYPE B

RL PN	EQUIV. FBKS #	DESCRIPTION	KIT #49881 TWO-SECTION	KIT #49882 THREE-SECTION	KIT #49883 FOUR-SECTION	KIT #49884 FIVE-SECTION
22267.....	90329	Rocker pin	8	12	16	20
10786.....	90240	Load cup	16	24	32	40

- 49881 **Consult** Suggested list/358 lb shipping weight
- 49882 **Consult** Suggested list/536 lb shipping weight
- 49883 **Consult** Suggested list/715 lb shipping weight
- 49884 **Consult** Suggested list/894 lb shipping weight



TYPE "A"



TYPE "B"

Portable Vehicle Scales

Kit No. F-465-K

Kit No. F-466-K

Kit No. F-467-K

F-465-K, Two-section Models F-466-K, Three-section Models F-467-K, Four-section Models
 2031-A-SF8 20 ft 3541-A-SF8 35 ft 4052-A-SF8 40 ft
 2531-A-SF8 25 ft 3551-A-SF8 25 ft 5052-A-SF8 50 ft
 3031-A-SF8 30 ft 6052-A-SF8 60 ft

With 6 1/2 in Load and Fulcrum Pivots

RL PN	EQUIV. FBKS #	DESCRIPTION	KIT #F-465-K TWO-SECTION	KIT #F-466-K THREE-SECTION	KIT #F-467-K FOUR-SECTION
F413P	1382A-7	Pivot	8	12	16
F454P	1382A-6	Pivot	4	6	8
F457P	1463A-1	Pivot	3	4	5
F458P	1382A-2	Pivot	3	3	3
F459	1514	Bearing	8	12	16
F460	1819	Bearing	2	3	4
F461	1612	Bearing	2	3	4
F462	1736	Bearing	2	3	4
F463	2195	Bearing	1	1	1
F464	2117	Bearing	3	3	3

F-465-K **Consult** Suggested list/52 lb shipping weight
 F-466-K **Consult** Suggested list/70 lb shipping weight
 F-467-K **Consult** Suggested list/86 lb shipping weight

Kit No. F-530-K

Kit No. F-531-K

Kit No. F-532-K

F-530-K, Two-section F-531-K, Three-section F-532K, Four-section
 With 5 in Load and Fulcrum Pivots

RL PN	EQUIV. FBKS #	DESCRIPTION	KIT #F-530-K TWO-SECTION	KIT #F-531-K THREE-SECTION	KIT #F-532-K FOUR-SECTION
F466P	1463A-5	Pivot	8	12	16
F454P	1382A-6	Pivot	4	6	8
F457P	1463A-1	Pivot	3	4	5
F781		Bearing	8	12	16
F460	1819	Bearing	2	3	4
F461	1612	Bearing	2	3	4
F462	1736	Bearing	2	3	4
F463	2117	Bearing	1	1	1

F-530-K **Consult** Suggested list/37 lb shipping weight
 F-531-K **Consult** Suggested list/56 lb shipping weight
 F-532-K **Consult** Suggested list/74 lb shipping weight

FAIRBANKS

Portable Vehicle Scales

These Fairbanks portable contractor scales come in a few different configurations:

1. 5 in load and fulcrum pivots (light duty) or 6 1/2 in load and fulcrum pivots (heavy duty)
2. Steel fabricated suspension system or cast suspension
 - A. The steel fabricated come in 3 1/2 in saddle blocks (light duty) or 5 in saddle blocks (heavy duty)
 - B. The cast suspension come in 3 1/2 in (light duty) or 5 in (heavy duty)

These items have to be known in order to identify the right kits.

With Steel Suspension

Light Duty Steel Suspension

RL PN	DESCRIPTION	KIT #F-508-K TWO-SECTION	KIT #F-509-K THREE-SECTION	KIT #F-510-K FOUR-SECTION
F721L.....	Link.....	8.....	12.....	16
F722.....	Saddle block 3 1/2 in long.....	4.....	6.....	8
F723.....	Trunnion.....	4.....	6.....	8

F-508-K Consult Suggested list/92 lb shipping weight

F-509-K Consult Suggested list/137 lb shipping weight

F-510-K Consult Suggested list/185 lb shipping weight

Heavy Duty Steel Suspension

RL PN	EQUIV. FBKS #	DESCRIPTION	KIT #F-511-K TWO-SECTION	KIT #F-512-K THREE-SECTION	KIT #F-513-K FOUR-SECTION
F724.....	1817.....	Saddle block 5 in lng.....	4.....	6.....	8
F725.....	1517.....	Trunnion.....	4.....	6.....	8
F727L.....	1510.....	Link.....	8.....	12.....	16

F-511-K Consult Suggested list/130 lb shipping weight

F-512-K Consult Suggested list/192 lb shipping weight

F-513-K Consult Suggested list/260 lb shipping weight

With Cast Suspension

Light Duty Cast Suspension

RL PN	EQUIV. FBKS #	DESCRIPTION	KIT #F-528-K TWO-SECTION	KIT #F-529-K FOUR-SECTION
F478DL.....	RD135, 87243.....	Link.....	8.....	16
F749.....	85413.....	Saddle block 3 1/2 in long.....	4.....	8
F746.....	85412.....	Trunnion.....	4.....	8

F-528-K Consult Suggested list/110 lb shipping weight

F-529-K Consult Suggested list/220 lb shipping weight

Heavy Duty Cast Suspension

RL PN	EQUIV. FBKS #	DESCRIPTION	KIT #F-515-K TWO-SECTION	KIT #F-516-K FOUR-SECTION
F478DL.....	RD135, 87243.....	Link.....	8.....	16
F747.....	85414.....	Saddle block 5 in long.....	4.....	8
F746.....	85412.....	Trunnion.....	4.....	8

F-515-K Consult Suggested list/112 lb shipping weight

F-516-K Consult Suggested list/224 lb shipping weight

Fairbanks Railroad Kits

Kit No. F-488-RK

Equiv. Fairbanks #1-38044, Type S-10-60, 240,000 lb Capacity, 60-Ton Sectional
50 Ft. Model 6805, 56 Ft. Model 6806, 60 Ft. Model 6806, Main Lever #ST8K

QTY	RL PN	EQUIV. FBKS #	SIZE	DESCRIPTION
16.....	F1618RRP	ST139-R	3/4 in x 1 1/2 in x 5 in	Pivot, main lever load
8.....	F1619RRP	ST139-T	3/4 in x 1 1/2 in x 10 1/2 in	Pivot, main lever fulcrum
8.....	F1615RRP	SW139-C	3/4 in x 1 1/2 in x 3 1/2 in	Pivot, main lever tip
2.....	F1555RRP	TU259-C	3/4 in x 1 1/2 in x 7 1/2 in	Pivot, end lever load
2.....	F1556RRP	TU259-F	3/4 in x 1 1/2 in x 9 in	Pivot, end lever fulcrum
2.....	F1557RRP	SM234-D	3/4 in x 1 1/4 in x 4 in	Pivot, end lever nose iron
2.....	F1555RRP	TU259-C	3/4 in x 1 1/2 in x 7 1/2 in	Pivot, center lever load
2.....	F1556RRP	TU259-F	3/4 in x 1 1/2 in x 9 in	Pivot, center lever fulcrum
2.....	F1557RRP	SM234-D	3/4 in x 1 1/4 in x 4 in	Pivot, center lever nose iron
4.....	F1560RRP	SM210-H	3/4 in x 1 1/2 in x 1 1/4 in	Pivot, center lever nose iron
2.....	F1574RRP	SM139-Z	3/4 in x 1 1/2 in x 2 in	Pivot, transverse lever load
1.....	F1556RRP	TU259-F	3/4 in x 1 1/2 in x 9 in	Pivot, transverse lever fulcrum
2.....	F1560RRP	SM210-H	3/4 in x 1 1/2 in x 1 1/4 in	Pivot, transverse lever nose iron
2.....	F1558RRP	SM210-E	3/4 in x 1 1/2 in x 1 1/4 in	Pivot, shelf-lever load
2.....	F1558RRP	SM210-E	3/4 in x 1 1/2 in x 1 1/4 in	Pivot, shelf-lever tip
1.....	F1561RRP	SQ139-N	3/4 in x 1 1/2 in x 5 3/16 in	Pivot, shelf-lever fulcrum
16.....	F1562RR.....	76990	1 7/8 in x 1 3/4 in x 1 3/4 in	Block, girder chair
16.....	F1608RR.....	ST46-N	3/4 in x 3/4 in x 5 1/8 in	Bearing, main block
8.....	F1601RR.....	S6N46-C	1 in x 3/4 in x 3 5/8 in	B.B. tip of main lever
4.....	F1565RR.....	SP46-H	1 in x 3/4 in x 7 5/8 in	Bearing, ext lever load
4.....	F1566RR.....	SM46-T	1 in x 11/16 in x 4 1/8 in	End and center lever
10.....	F1567RR.....	SM415-B	3/4 in x 1 in x 1 3/8 in	Fifth lever connector
2.....	F1568RR.....	SM414-A	1 in x 1 in x 2 1/16 in	Bearing, fifth lever block
1.....	F1569RR.....	LX392-B	5/8 in x 11/16 in x 5 5/16 in	Bearing, shelf-lever block
8.....	F1607RR.....	ST46-M	3/4 in x 1 in x 10 5/8 in	Main lever stand
2.....	F1571RR.....	SQ138-A	3/4 in x 1 in x 9 1/8 in	End lever stand
2.....	F1571RR.....	SQ138-A	3/4 in x 1 in x 9 1/8 in	Center lever stand
1.....	F1572RR.....	SQ278-S	1 in x 11/16 in x 9 1/8 in	Fifth lever stand

Consult Suggested list/180 lb shipping weight

FAIRBANKS

Fairbanks Railroad Kits

Kit No. F-489-RK

Equip. Fairbanks #1-13914, 300,000 lb Capacity, 75-Ton Sectional, Type S-12 1/2-75
50 Ft. Model 6810, 56 Ft. Model 6811, 60 Ft. Model 6812, Main Lever #SQ8B, SQ8F, SQ8S

QTY	RL PN	EQUIV. FBKS #	SIZE	DESCRIPTION
16.....	F1552RRP	84874B	3/4 in x 1 1/2 in x 6 1/4 in	Pivot, main lever load
8.....	F1553RRP	84874AK	3/4 in x 1 1/2 in x 11 1/2 in	Pivot, main lever fulcrum
8.....	F1554RRP	84874S	3/4 in x 1 1/2 in x 4 in	Pivot, main lever tip
4.....	F1555RRP	84874H	3/4 in x 1 1/2 in x 7 1/2 in	End and center lever load
5.....	F1556RRP	84874Y	3/4 in x 1 1/2 in x 9 in	End and center lever fulcrum
4.....	F1557RRP	84874AH	3/4 in x 1 1/4 in x 4 in	End and center lever nose
6.....	F1560RRP	SM210-H	3/4 in x 1 1/2 in x 1 1/4 in	Center and transverse lever nose
2.....	F1559RRP	SM139AN	3/4 in x 1 1/2 in x 2 in	Pivot, transverse lever load
4.....	F1558RRP	84874P	3/4 in x 1 1/2 in x 1 1/4 in	Shelf-lever load and tip
1.....	F1561RRP	84874AG	3/4 in x 1 1/2 in x 5 3/16 in	Pivot, shelf-lever fulcrum
16.....	F1562RR.....	76990	1 7/8 in x 1 3/4 in x 1 3/4 in	Block, girder chair
16.....	F1563RR.....	84873B	3/4 in x 3/4 in x 6 3/8 in	Main bearing block
8.....	F1564RR.....	S2LF138-C	1 in x 3/4 in x 4 1/8 in	Bearing block tip, main
4.....	F1565RR.....	84873H	1 in x 3/4 in x 7 5/8 in	End extension load
4.....	F1566RR.....	SM46-T	1 in x 11/16 in x 4 1/8 in	End extension lever
8.....	F1567RR.....	SM415-B	3/4 in x 1 in x 1 3/8 in	Fifth lever connection
2.....	F1568RR.....	SM414-A	1 in x 1 in x 2 1/16 in	Fifth lever bearing block
1.....	F1569RR.....	LX392-B	5/8 in x 11/16 in x 5 5/16 in	Bearing, shelf-lever block
8.....	F1570RR.....	SQ46-Q	3/4 in x 1 in x 11 5/8 in	Main lever stand
4.....	F1571RR.....	SQ138A	3/4 in x 1 in x 9 1/8 in	End and center lever stand
1.....	F1572RR.....	SQ278A	1 in x 11/16 in x 9 1/8 in	Fifth lever stand

Consult Suggested list/180 lb shipping weight

Kit No. F-541-RK

Suspension Kit For F-489-RK

QTY	RL PN	EQUIV. FBKS #	DESCRIPTION
16.....	F1678RR.....	SQ143	Link
8.....	F1679RR.....	SQ191E	Saddle block
8.....	F1680RR.....	SQ9A	Cross bar
16.....	F1681RR.....	SQ155	Wedge
16.....	F1682RR.....	SQ3050	Screw

Consult Suggested list/1,355 lb shipping weight

Chairs Are Available, But Not Included In Kits

8.....F1706RR.....SQ186S Parallel link chairs

Call 715-234-9171 for t-bolt chairs

FAIRBANKS

Fairbanks Railroad Kits

Kit No. F-490-RK

Equiv. Fairbanks #1-39939-1, 300,000 lb Capacity, 75-Ton Sectional, Type S-15-75
50 Ft. Model 6815, 56 Ft. Model 6816, 60 Ft. Model 6817, Main Lever Casting #SP8E

QTY	RL PN	EQUIV. FBKS #	SIZE	DESCRIPTION
16.....	F1578RRP	SP139-H	1 in x 2 in x 7 1/2 in	Pivot, main lever load
8.....	F1577RRP	SP139-J	1 in x 2 in x 11 1/2 in	Pivot, main lever fulcrum
8.....	F1576RRP	SP139-G	1 in x 2 in x 4 1/2 in	Pivot, main lever tip
2.....	F1578RRP	SP139-L	1 in x 2 in x 7 1/2 in	Pivot, end lever load
2.....	F1575RRP	SP248-A	1 in x 2 in x 9 1/2 in	Pivot, end lever fulcrum
2.....	F1557RRP	SM234-D	3/4 in x 1 1/4 in x 4 in	Pivot, end lever nose iron
2.....	F1578RRP	SP139-L	1 in x 2 in x 7 1/2 in	Pivot, center lever load
2.....	F1575RRP	SP248-A	1 in x 2 in x 9 1/2 in	Pivot, center lever fulcrum
2.....	F1557RRP	SM234-D	3/4 in x 1 1/4 in x 4 in	Pivot, center lever nose iron
2.....	F1560RRP	SM210-H	3/4 in x 1 1/2 in x 1 1/4 in	Pivot, center lever nose iron
2.....	F1574RRP	SM139-Z	3/4 in x 1 1/2 in x 2 in	Pivot, transverse lever load
1.....	F1573RRP	SM249-B	3/4 in x 1 1/2 in x 12 in	Pivot, transverse lever fulcrum
4.....	F1560RRP	SM210-H	3/4 in x 1 1/2 in x 1 1/4 in	Pivot, transverse lever nose iron
2.....	F1558RRP	SM210-E	3/4 in x 1 1/2 in x 1 1/4 in	Pivot, shelf-lever nose iron
2.....	F1558RRP	SM210-E	3/4 in x 1 1/2 in x 1 1/4 in	Pivot, shelf-lever tip
1.....	F1561RRP	SQ139-N	3/4 in x 1 1/2 in x 5 3/16 in	Pivot, shelf-lever fulcrum
16.....	F1562RR.....	76990	1 7/8 in x 1 3/4 in x 1 3/4 in	Block, girder chair
16.....	F1565RR.....	SP46-H	1 in x 3/4 in x 7 5/8 in	Bearing, main block
8.....	F1581RR.....	SP407-A	1 in x 2 5/8 in x 4 5/8 in	Bearing block tip of main
4.....	F1565RR.....	SP46-H	1 in x 3/4 in x 7 5/8 in	Extension lever load
4.....	F1566RR.....	SM46-T	1 in x 11/16 in x 4 1/8 in	End and center levers
8.....	F1567RR.....	SM415-B	3/4 in x 1 in x 1 3/8 in	Fifth lever connector
2.....	F1568RR.....	SM414-A	1 in x 1 in x 2 1/16 in	Fifth lever bearing block
1.....	F1569RR.....	LX392-B	5/8 in x 11/16 in x 5 5/16 in	Bearing, shelf-lever block
8.....	F1583RR.....	SP46-J	1 1/4 in x 1 1/4 in x 11 5/8 in	Main lever stand
2.....	F1582RR.....	SP46-F	1 1/4 in x 1 1/4 in x 9 5/8 in	End lever stand
2.....	F1582RR.....	SP46-F	1 1/4 in x 1 1/4 in x 9 5/8 in	Center lever stand
1.....	F1579RR.....	SM278-B	1 in x 11/16 in x 12 1/8 in	Fifth lever stand

Consult Suggested list/286 lb shipping weight

Kit No. F-542-RK

Suspension Kit For F-490-RK

QTY	RL PN	EQUIV. FBKS #	DESCRIPTION
16.....	F1678RR.....	SQ143	Link
8.....	F1680RR.....	SQ9A	Cross bar
8.....	F1692RR.....	SP191C	Saddle block
16.....	F1681RR.....	SQ155	Wedge
16.....	F1682RR.....	SQ3050	Screw

Consult Suggested list/1,370 lb shipping weight

Chairs Are Available, But Not Included In Kits

8.....	F1691RR.....	SP186R	Parallel link chairs
--------	--------------	--------	----------------------

Call 715-234-9171 for t-bolt chairs

Fairbanks Railroad Kits

Kit No. F-491-RK

400,000 lb Capacity, 100-Ton Sectional, Type S-20-100, 50 Ft. Model 6820, 56 Ft. Model 6821, 60 Ft. Model 6822, 66 Ft. Model 6823, 72 Ft. Model 6824, Main Lever Casting #SM8E

QTY	RL PN	EQUIV. FBKS #	SIZE	DESCRIPTION
16.....	F1620RRP	SM139-V	1 in x 2 in x 10 in	Pivot, main lever load
8.....	F1621RRP	SM139-W	1 in x 2 in x 16 in	Pivot, main lever fulcrum
8.....	F1622RRP	SM139-X	1 in x 2 in x 5 in	Pivot, main lever tip
2.....	F1627RRP	SM247-B	1 in x 2 in x 12 3/4 in	Pivot, end lever fulcrum
2.....	F1623RRP	SM139-Y	1 in x 2 in x 10 in	Pivot, end lever load
2.....	F1557RRP	SM234-D	3/4 in x 1 1/4 in x 4 in	Pivot, end lever nose iron
2.....	F1627RRP	SM247-B	1 in x 2 in x 12 3/4 in	Pivot, center lever fulcrum
2.....	F1623RRP	SM139-Y	1 in x 2 in x 10 in	Pivot, center lever load
2.....	F1557RRP	SM234-D	3/4 in x 1 1/4 in x 4 in	Pivot, center lever nose iron
2.....	F1560RRP	SM210-H	3/4 in x 1 1/2 in x 1 1/4 in	Pivot, center lever nose iron
2.....	F1574RRP	SM139-Z	3/4 in x 1 1/2 in x 2 in	Pivot, transverse lever load
1.....	F1573RRP	SM249-B	3/4 in x 1 1/2 in x 12 in	Pivot, transverse lever fulcrum
4.....	F1560RRP	SM210-H	3/4 in x 1 1/2 in x 1 1/4 in	Pivot, transverse lever nose iron
2.....	F1558RRP	SM210-E	3/4 in x 1 1/2 in x 1 1/4 in	Pivot, shelf-lever load
2.....	F1558RRP	SM210-E	3/4 in x 1 1/2 in x 1 1/4 in	Pivot, shelf-lever tip
1.....	F1561RRP	SQ139-N	3/4 in x 1 1/2 in x 5 3/16 in	Pivot, shelf-lever fulcrum
16.....	F1587RR.....	77117	1 7/8 in x 1 3/4 in x 2 1/4 in	Block, girder chair
16.....	F1600RR.....	SM46-Y	1 in x 3/4 in x 10 1/8 in	Main bearing block
8.....	F1631RR.....	SM407-A	1 in x 3 1/4 in x 5 1/8 in	Bearing block, tip or main
4.....	F1600RR.....	SM46-Y	1 in x 3/4 in x 10 1/8 in	Bearing, ext lever load
4.....	F1566RR.....	SM46-T	1 in x 11/16 in x 4 1/8 in	End and center levers
10.....	F1567RR.....	SM415-B	3/4 in x 1 in x 1 3/8 in	Fifth lever connection
2.....	F1568RR.....	SM414-A	1 in x 1 in x 2 1/16 in	Bearing, fifth lever block
1.....	F1569RR.....	LX392-B	5/8 in x 11/16 in x 5 5/16 in	Bearing, shelf-lever block
8.....	F1609RR.....	SM46-Z	1 1/4 in x 1 1/4 in x 16 1/8 in	Main lever stand
2.....	F1604RR.....	SM46-AA	1 1/4 in x 1 1/4 in x 12 7/8 in	End lever stand
2.....	F1604RR.....	SM46-AA	1 1/4 in x 1 1/4 in x 12 7/8 in	Center lever stand
1.....	F1579RR.....	SM278-B	1 in x 11/16 in x 12 1/8 in	Fifth lever stand

Consult Suggested list/400 lb shipping weight

Kit No. F-543-RK

Suspension Kit For F-491-RK

QTY	RL PN	EQUIV. FBKS #	DESCRIPTION
16.....	F1682RR.....	SQ3050	Screw
16.....	F1683RRL.....	SM143	Link
8.....	F1684RR.....	SM191C	Saddle block
8.....	F1685RR.....	SM9E	Cross bar
16.....	F1686RR.....	SM155	Wedge

Consult Suggested list/1,324 lb shipping weight

Chairs Are Available, But Not Included In Kits

8.....	CALL.....	SM186T	Parallel link chairs
--------	-----------	--------	----------------------

Call 715-234-9171 for t-bolt chairs

FAIRBANKS

Fairbanks Railroad Kits

Kit No. F-500-RK

400,000 lb Capacity, 150-Ton Sectional, Type S-25-150, 60 Ft. Model 6830, Main Lever #SC8M

QTY	RL PN	EQUIV. FBKS #	SIZE	DESCRIPTION
16	F1638RRP	SC255	1 in x 2 in x 12 1/2 in	Pivot, main lever load
8	F1635RRP	SC139	1 in x 2 in x 20 in	Pivot, main lever fulcrum
8	F1639RRP	SC259	1 in x 2 in x 7 1/4 in	Pivot, main lever tip
2	F1637RRP	SC248	1 in x 2 in x 14 1/2 in	Pivot, end lever load
2	F1637RRP	SC248	1 in x 2 in x 14 1/2 in	Pivot, end lever fulcrum
2	F1557RRP	SM234-D	3/4 in x 1 1/4 in x 4 in	Pivot, end lever nose iron
2	F1637RRP	SC248	1 in x 2 in x 14 1/2 in	Pivot, center lever load
2	F1636RRP	SC247	1 in x 2 in x 18 in	Pivot, center lever fulcrum
2	F1557RRP	SM234-D	3/4 in x 1 1/4 in x 4 in	Pivot, center lever nose iron
2	F1654RRP	SM210-F	3/4 in x 1 1/2 in x 1 5/16 in	Pivot, center lever nose iron
2	F1640RRP	SC238	3/4 in x 1 1/2 in x 2 1/4 in	Pivot, transverse lever load
1	F1573RRP	SM249-B	3/4 in x 1 1/2 in x 12 in	Pivot, transverse lever fulcrum
4	F1560RRP	SM210-H	3/4 in x 1 1/2 in x 1 1/4 in	Pivot, transverse lever nose iron
2	F1558RRP	SM210-E	3/4 in x 1 1/2 in x 1 1/4 in	Pivot, shelf lever load
2	F1558RRP	SM210-E	3/4 in x 1 1/2 in x 1 1/4 in	Pivot, shelf lever tip
1	F1561RRP	SQ139-N	3/4 in x 1 1/2 in x 5 3/16 in	Pivot, shelf lever fulcrum
16	F1652RR	SC771	3 in x 1 3/4 in x 2 1/4 in	Block, girder chair
16	F1641RR	SC353	1 1/4 in x 1 1/4 in x 12 5/8 in	Bearing, main lever load
8	F1653RR	73935	1/2 in x 5/8 in x 7 3/8 in	Bearing block, tip or main lever
4	F1642RR	SC138	1 1/4 in x 1 1/4 in x 14 5/8 in	Bearing, extension lever load
4	F1566RR	SM46-T	1 in x 11/16 in x 4 1/8 in	Bearing, end and center lever
4	F1647RR	SC415	3/4 in x 1 1/2 in x 1 3/8 in	Bearing, fifth lever connector
2	F1648RR	SC414	1 in x 1 1/2 in x 2 5/16 in	Bearing, fifth lever block
1	F1569RR	LX392-B	5/8 in x 11/16 in x 5 5/16 in	Bearing, shelf lever block
8	F1567RR	SM415-B	3/4 in x 1 in x 1 3/8 in	Bearing, shelf lever block
8	F1644RR	SC194	1 1/4 in x 1 1/4 in x 20 1/8 in	Bearing, main lever stand
2	F1642RR	SC138	1 1/4 in x 1 1/4 in x 14 5/8 in	Bearing, end lever stand
2	F1643RR	SC46	1 1/4 in x 1 1/4 in x 18 1/8 in	Bearing, center lever stand
1	F1645RR	SM278-B	1 in x 11/16 in x 12 1/8 in	Bearing, fifth lever stand

Consult Suggested list/530 lb shipping weight

Call 715-234-9171 for suspension parts

FAIRBANKS

Fairbanks Railroad Kits

Kit No. F-533-RK

Fairbanks Fabricated Railroad Track and Truck Scales With 15 in Load and Fulcrum Pivots

QTY	RL PN	EQUIV. FBKS #	SIZE	DESCRIPTION
32.....	F1668RRP	1382-8/55686	1/2 in x 1 in x 7 1/2 in	Pivot, load and fulcrum
32.....	F1670RR.....	1418-8/55711	1 in x 3/4 in x 7 1/2 in	Bearing, load and fulcrum
4.....	F458P	1463-2/54736	1/2 in x 1 in x 3 in	Pivot, main lever, tip
4.....	F1664RR.....	2135	2 1/2 in x 2 in x 7 1/2 in	Bearing block, tip
7.....	F1669RRP	1382-11/55888	1/2 in x 1 in x 6 3/4 in	Pivot, torque tube
3.....	F1671RR.....	1418-6/55907	1 in x 3/4 in x 6 3/4 in	Bearing, torque tube
4.....	F1663RR.....	2136	2 1/2 in x 2 in x 7 1/2 in	Bearing block, upper
1.....	F457P	1463-1/55677	1/2 in x 1 in x 2 in	Pivot, tip
1.....	F463	2195/55684	2 in x 3/4 in x 5 1/4 in	Bearing block, tip

Consult Suggested list/175 lb shipping weight

Kit No. F-535-RK FB NEW # 89430

Fairbanks Fabricated Railroad Track and Truck Scales With 17 in Load and Fulcrum Pivots, Pivot and Bearing

Models: 13 or 14-1421, 1422, 1423, 1424 and 1425

QTY	RL PN	EQUIV. FBKS #	SIZE	DESCRIPTION
16.....	F1687RRP	1382-23	1/2 in x 1 in x 17 in	Pivot, load and fulcrum
16.....	F1693RR.....	1418-25/55720	1 in x 3/4 in x 17 in	Bearing, load and fulcrum
4.....	F458P	1463-2/54736	1/2 in x 1 in x 3 in	Pivot, main lever, tip
5.....	F1669RRP	1382-11/55688	1/2 in x 1 in x 6 3/4 in	Pivot, torque tube
4.....	F1671RR.....	1418-6/55907	1 in x 3/4 in x 6 3/4 in	Bearing, torque tube fulcrum
4.....	F1663RR.....	2136	2 1/2 in x 2 in x 7 1/2 in	Bearing block, lower
4.....	F1664RR.....	2135	2 1/2 in x 2 in x 7 1/2 in	Bearing block, upper
1.....	F457P	1463-1/55677	1/2 in x 1 in x 2 in	Pivot, tip
1.....	F463	2195/55803	2 in x 3/4 in x 5 1/4 in	Bearing block, tip
2.....	F454P	1382-6/55684	1/2 in x 1 in x 6 in	Pivot, torque tube

Consult Suggested list/185 lb shipping weight

Kit No. F-534-RK FB NEW # 89433

Suspension Kit For F-535-RK

Models: 13 or 14-1421, 1422, 1423, 1424 and 1425 For Scales Shipped Thru 1978

QTY	RL PN	EQUIV. FBKS #	SIZE	DESCRIPTION
8.....	F1665RR.....	5872	2 in x 6 in x 14 in	Saddle block
8.....	F1667RR.....	1547/89477	2 5/8 in dia x 11 1/2 in	Trunnion pin
16.....	F1666RR.....	1542	8 in x 1 in x 17 in	Link

Consult Suggested list/600 lb shipping weight

Fairbanks Railroad Kits

Kit No. F-536-RK

Fairbanks Fabricated Railroad Track and Truck Scales With 21 in Pivot, 100-Ton Per Section, 200-Ton Total Capacity

Models: 13-1432 60 x 10, 13-1433 66 x 10, 13-1434 70 x 10, 13-1435 72 x 10
Pivot and Bearing

QTY	RL PN	EQUIV. FBKS #	SIZE	DESCRIPTION
32.....	F1650RRP	1382-12/55684	1/2 in x 1 in x 10 1/2 in	Pivot, load and fulcrum
32.....	F1651RR.....	1418-9/55712	1 in x 3/4 in x 10 1/2 in	Bearing, load and fulcrum
4.....	F458P*	1382-2/54736	1/2 in x 1 in x 3 in	Pivot, main lever, tip
4.....	F1663RR*	2136	2 1/2 in x 2 in x 7 1/2 in	Bearing block, tip
7.....	F1669RRP	1382-11/55688	1/2 in x 1 in x 6 3/4 in	Pivot, torque tube load
4.....	F1671RR.....	1418-6/55907	1 in x 3/4 in x 6 3/4 in	Bearing, torque tube
4.....	F1664RR*	2135	2 1/2 in x 2 in x 7 1/2 in	Bearing block, upper
1.....	F457P	1463-1/55677	1/2 in x 1 in x 2 in	Pivot, torque tube, tip
1.....	F463	2195/55803	2 in x 3/4 in x 5 1/4 in	Bearing block, tip

Consult Suggested list/201 lb shipping weight

*Some scales use F-465P tip pivots, F1697RR upper tip blk or F1696RR lower tip blk
Measure your suspension, two sizes were used

Kit No. F-537-RK FB NEW # 89432

Suspension Kit For F-536-RK Ship Through 1978

Models: 13 or 14-1432, 1433, 1434, or 1435

QTY	RL PN	EQUIV. FBKS #	SIZE	DESCRIPTION
8.....	F1704RR.....	7161	2 in x 8 in x 20 in	Saddle block
8.....	F1705RR.....	7162	3 in dia x 11 1/2 in	Trunnion pin
16.....	F1703RR.....	1548	1 in x 9 in x 21 in	Link

Consult Suggested list/1,441 lb shipping weight

Kit No. F-538-RK FB NEW # 89485

Suspension Kit For F-536-RK ship after 1978

QTY	RL PN	EQUIV. FBKS #	SIZE	DESCRIPTION
8.....	F1709RR.....	7161	2 in x 8 in x 19 1/2 in	Saddle block
8.....	F1667RR.....	1547/89477	2 5/8 in dia x 11 1/2 in	Trunnion pin
16.....	F1703RR.....	1548	1 in x 9 in x 21 in	Link

Consult Suggested list/1,360 lb shipping weight

Fairbanks Railroad Kits

Kit No. F-539-RK

Fairbanks Fabricated Railroad Track and Truck Scales With 25 in Pivots, 150-Ton Sectional Capacity,
300-Ton Total Capacity

Model: 13-1307 60 x 10, 13-1308 66 x 10, 13-1309 70 x 10, 13-1310 72 x 10
Pivot and Bearing

QTY	RL PN	EQUIV. FBKS #	SIZE	DESCRIPTION
16.....	F1701RRP	1382-18	1/2 in x 1 in x 25 in	Pivot, load and fulcrum
16.....	F1702RR.....	1418-16	1 in x 3/4 in x 25 in	Bearing, load and fulcrum
4.....	F465p	FG313/55688	1/2 in x 1 in x 4 in	Pivot, tip
4.....	F1697RR.....	4438/56150	3 in x 3 in x 8 1/4 in	Bearing block, tip
4.....	F1669RRP	1382-11/55688	1/2 in x 1 in x 6 3/4 in	Pivot, torque tube load
3.....	F1668RRP	1382-8/55686	1/2 in x 1 in x 7 1/2 in	Pivot, torque tube fulcrum
3.....	F1670RR.....	3007	1 in x 3/4 in x 7 1/2 in	Bearing, torque tube fulcrum
4.....	F1696RR.....	4436/56150	2 1/2 in x 2 in x 8 1/4 in	Bearing block, upper
1.....	F457p	1382-1/55677	1/2 in x 1 in x 2 in	Pivot, tip
1.....	F463	2195/55803	2 in x 3/4 in x 5 1/4 in	Bearing block, tip

Consult Suggested list/235 lb shipping weight

Kit No. F-540-RK FB NEW # 89431

Suspension Kit For F-539-RK Shipped Thru 1978

QTY	RL PN	EQUIV. FBKS #	SIZE	DESCRIPTION
8.....	F1699RR.....	3189	7 1/4 in 10 3/4 in x 24 in	Saddle block
8.....	F1698RR.....	3190	3 1/2 in dia x 13 in	Trunnion pin
16.....	F1700RR.....	3188	1 1/2 in x 9 in x 26 in	Link

Consult Suggested list/2,515 lb shipping weight

Kit No. Call FB NEW # 89484

Suspension Kit For F-589-RK Shipped After 1978

QTY	RL PN	EQUIV. FBKS #	SIZE	DESCRIPTION
8.....	ELS2317E.....	89473	3189 7 1/4 in x 11 in x 23 in	Saddle block
8.....	ELS2317C	89474	3190 3 1/2 in dia	Trunnion pin
16.....	ELS2317D.....	89564	31881 1/2 in x 8 7/8 in x 25 1/4 in	Link

Consult Suggested list/2,575 lb shipping weight

FAIRBANKS

HOWE

HOWE®

Howe Price Index By Rice Lake Weighing Systems PN

RL PN	SUGGESTED LIST	PAGE #	RL PN	SUGGESTED LIST	PAGE #	RL PN	SUGGESTED LIST	PAGE #
10367	CONSULT	171	H608	CONSULT	189	H675	CONSULT	179
10369	CONSULT	171	H609	CONSULT	189	H676	CONSULT	177
10371	CONSULT	171	H610P	CONSULT	187	H677	CONSULT	178
10373	CONSULT	171	H611P	CONSULT	187	H690	CONSULT	179
10379	CONSULT	171	H612P	CONSULT	187	H691	CONSULT	186
10380	CONSULT	171	H613P	CONSULT	187	H692P	CONSULT	179,183
10381	CONSULT	171	H614P	CONSULT	187	H693	CONSULT	179,184
10382	CONSULT	171	H615P	CONSULT	187	H694P	CONSULT	179,181
10385	CONSULT	171	H616P	CONSULT	185,187	H695	CONSULT	179
10387	CONSULT	171	H617P	CONSULT	187	H696	CONSULT	179
10389	CONSULT	171	H618	CONSULT	183	H697	CONSULT	190
10391	CONSULT	171	H619	CONSULT	183	H698P	CONSULT	180
10404	CONSULT	171	H620P	CONSULT	187	H701	CONSULT	177
10405	CONSULT	171	H621P	CONSULT	187	H702	CONSULT	191
10407	CONSULT	171	H622	CONSULT	186,189	H703	CONSULT	182,190
10409	CONSULT	171	H623	CONSULT	186,189	H704	CONSULT	191
10431	CONSULT	177	H624	CONSULT	186	H705	CONSULT	175
10772	CONSULT	190	H625	CONSULT	186	H706	CONSULT	175
10993	CONSULT	190	H626P	CONSULT	187	H707	CONSULT	175
14884	CONSULT	179,183	H627	CONSULT	182	H708	CONSULT	175
15256	CONSULT	192	H630	CONSULT	188	H709	CONSULT	175
15263	CONSULT	192	H632	CONSULT	192	H710	CONSULT	177
15290	CONSULT	192	H633	CONSULT	192	H711	CONSULT	184
15301	CONSULT	192	H637	CONSULT	192	H712	CONSULT	184
18815	CONSULT	190	H644	CONSULT	190	H713	CONSULT	184
18816	CONSULT	190	H645	CONSULT	186	H714L	CONSULT	185
22143	CONSULT	182	H646P	CONSULT	177	H715	CONSULT	191
22145	CONSULT	177	H647	CONSULT	188	H716	CONSULT	191
33645	CONSULT	190	H648	CONSULT	178,190	H722P	CONSULT	XX
33646	CONSULT	190	H650P	CONSULT	179	H834	CONSULT	176
33648	CONSULT	190	H655P	CONSULT	187	H836	CONSULT	182
33649	CONSULT	190	H656P	CONSULT	187	H845	CONSULT	176
102066	CONSULT	189	H662	CONSULT	177			
H601	CONSULT	188	H663	CONSULT	177			
H602	CONSULT	188	H668	CONSULT	182			
H603	CONSULT	188	H670P	CONSULT	175			
H604	CONSULT	188						
H605	CONSULT	188						
H606	CONSULT	188						
H607	CONSULT	189						

*Item obsolete or discontinued. When remaining stock is depleted, published prices are withdrawn and the item is subject to a special order quote.

XX Call for details.



An ISO 9001 registered company © 2021 Rice Lake Weighing Systems 07/01/2021 Prices and specifications subject to change without notice. Visit ricelake.com for current prices.

Howe Price Index By Rice Lake Weighing Systems PN

RL PN	SUGGESTED LIST	PAGE #	RL PN	SUGGESTED LIST	PAGE #	RL PN	SUGGESTED LIST	PAGE #
H846	CONSULT	176	H906	CONSULT	184	H2318RR	CONSULT	195
H847	CONSULT	176	H907	CONSULT	184	H2319RR	CONSULT	195
H848	CONSULT	186	H910	CONSULT	191	H2320RR	CONSULT	195
H852P	CONSULT	187	H913	CONSULT	178	H2325RR	CONSULT	195
*H854P	CONSULT	178	H914	CONSULT	182	H2500RR	CONSULT	195
H855P	CONSULT	183	H916	CONSULT	XX	H2501RR	CONSULT	195
H856P	CONSULT	183	*H917	CONSULT	191	H2502RR	CONSULT	195
H857	Ref. RL Part #15256		H918	CONSULT	191	H2503RR	CONSULT	195
H858P	CONSULT	178	H919	CONSULT	181	P701	CONSULT	186
H859	CONSULT	182	H920	CONSULT	192	P702	CONSULT	186
H860P	CONSULT	179	H921	CONSULT	191	TH927	CONSULT	190
H861P	CONSULT	179	H933P	CONSULT	180	T142L	CONSULT	178
H864	CONSULT	181	H942	CONSULT	182			
H865	CONSULT	181	H944	CONSULT	182			
H866	CONSULT	181	H945	CONSULT	178			
H867	CONSULT	181	H2111RRP	CONSULT	195			
H868P	CONSULT	181	H2112RRP	CONSULT	195			
H869P	CONSULT	181	H2117RRP	CONSULT	195			
H876P	CONSULT	183	H2119RRP	CONSULT	195			
H878P	CONSULT	183	H2125RRP	CONSULT	195			
H879	CONSULT	XX	H2316RR	CONSULT	195			
H885P	CONSULT	181	H2317RR	CONSULT	195			
H887	CONSULT	181						
H888	CONSULT	XX						
H889	CONSULT	XX						
H890P	CONSULT	176						
H891P	CONSULT	176						
H892P	CONSULT	181						
H901	CONSULT	189						
*H902	CONSULT	189						
H904P	CONSULT	177,181						
H905L	CONSULT	185						

Howe Cross Reference By Equivalent Howe Number

PN	SUGGESTED LIST	PAGE #	PN	SUGGESTED LIST	PAGE #	PN	SUGGESTED LIST	PAGE #
3529-3801	H937	XX	40802591	H660P	XX	42034891	H627	183
3849-3801	H837	XX	40802594	H917	191	42035173	H630	189
4857	H914	182	40802636	H702	191	42035211	H619	183
5316	H942	182	40802637	H704	191	42035848	H648	178,190
9835-3801	H675	179	40802638	H703	182,190	42040429	H693	179,183
13790	H944	182	40802640	102066	189	42043855	H602	188
19991A	H945	178	40802643	H921	191	42043862	H618	183
20301	H627	182	40802644	H918	191	42043937	H603	188
20790	22143	182	40802653	H715	191	42043938	H606	188
26068-3801	H861P	179	40802654	H936	191	42043939	H605	188
26968-3801	H911P	XX	40802656	H716	191	42043940	H604	188
27006-3801	H650P	179	40803528	H942	182	42044397	H608	189
46066-3801	H860P	179	40803860	H655P	187	42044398	H609	189
46067-3801	H912P	XX	40803894	H691	186	42052705	H601	188
10902998	15256	192	40804124	H692P	187	42066333	H858P	178
10904911	H677	178	40804741	H944	182	42071831	10367	174
20905682	15301	192	40804934	H885P	XX	42076188	10369	174
20906027	15290	192	40805312	H620P	187	42076189	10371	174
20906224	15263	192	40805386	H914	182	42076190	10373	174
22035255	H680L	XX	40805916	H624	186	42078947	10385	174
22111450	H707	175	40805922	H625	186	42080080	H865	181
40800156	H684P	XX	40806632	22145	177	42086507	10431	177
40800295	H698P	180	40807000	H848	186	42091698	H663	XX
40800367	H933P	180	40807048	H852P	187	42092656	H898	XX
40800501	H892P	XX	40807054	H891P	176	42092817	H683P	XX
40800633	H658P	XX	40807082	10407	174	42092818	H682	XX
40800890	H633	192	40807092	10405	174	42094659	33649	190
40800899	H694P	XX	40808260	H2119RRP	195	42095126	H662	XX
40801070	H610P	187	40808408	H2127RRP	XX	42102167	H874	XX
40801076	H615P	187	40810545	10387	174	42102187	H934	XX
40801077	H617P	187	40810546	10389	XX	42102378	H913	178
40801080	H626P	187	40814330	H944	182	42102471	H644	190
40801081	H612P	187	40816580	H690	179	42103226	H713	184
40801090	H611P	187	40816724	H2319RR	195	42103227	H712	184
40801092	H613P	187	40816725	H2318RR	195	42103228	H711	184
40801126	H621P	187	40820608	H2301RR	XX	42103281	H623	186,189
40801131	H614P	187	41036433	H607	189	42103282	H622	186,189
40801137	H856P	184	41039539	H2320RR	195	42103716	H645	186
40801198	H945	175	41043253	H866	181	42106392	H681	XX
40801203	H855P	184	41043254	H867	181	42106396	H679P	XX
40801235	H637	193	41043686	H869P	181	42106554	H669P	XX
40801248	H656P	187	41043687	H868P	181	42106791	H870	XX
40802085	H616P	185,187	42034246	H646P	177	42108126	H720	XX
40802257	H904P	XX						

*Item obsolete or discontinued. When remaining stock is depleted, published prices are withdrawn and the item is subject to a special order quote.

XX Call for details.

Howe Cross Reference By Equivalent Howe Number

PN	SUGGESTED LIST	PAGE #	PN	SUGGESTED LIST	PAGE #	PN	SUGGESTED LIST	PAGE #
42108127	H718P	XX	44043774	H702	191	62111017	H905L	185
42108333	H719P	XX	44043783	H703	182,190	62111462	H708	175
42109311	H721P	XX	44043915	H921	191	62111464	H705	175
42111013	H906	184	44043916	H918	191	62111465	H706	175
42111183	H695	XX	44052704	H715	191	62121944	H2501RR	195
42111184	H696	XX	44052706	H716	191	62124298	H715	191
42111406	H670P	175	44052711	H936	191	62126599	H716	191
42111417	10409	174	44096673	H917	191	DF NO. 1	H668	182
42111422	H709	175	45043779	H704	191	DF NO. 2	H627	182
42111454	10404	XX	52069557	H701	177	DF NO. 3	H836	182
42111512	H890P	176	60800023	H889	XX	DF NO. 4	H859	182
42111567	10391	XX	60800182	H887	XX	J19415	H628	XX
42114397	H2502RR	195	60800854	10380	174	J37141	H836	182
42114517	H2316RR	195	60800855	10380	174	K103229 23/4	H2323RR	XX
42114518	H2317RR	195	60800969	H879	174	K103229 37/8	H2324RR	XX
42120488	H687P	XX	60801150	H886	XX	K103229-5	H2322RR	XX
42124538	H854P	178	60801200	H945	178	K114407	H2500RR	195
42126334	H919	181	60811302	H888	XX	K34891	H627	182
42128770	H2308RR	XX	60816859	H2125RRP	195	L78106	H668	182
42138860	H647	188	62066639	H834	176	NC43774	H702	191
42146338	H902	189	62088963	H702	191	NC43783	H703	182,190
42146392	H901	189	62090922	H715	191	NC43915	H921	191
43019339	H2305RR	XX	62090970	H936	191	NC43916	H918	191
43066321	H676	177	62090971	H716	191	LC43925	102066	XX
43078106	H668	182	62093965	H704	191	NC52711	H936	191
43111500	H845	176	62093971	H921	191	NC96673	H917	191
43111510	H847	176	62098973	H918	191	PC43779	H704	191
43111511	H846	176	62103221	H714L	185	NC52704	H715	191
43124297	H715	191	62103235	H910	191			
43126598	H716	191	62104416	H917	191			
44019193	H2300RR	XX	62111015	H907	184			
44035270	H849P	XX						

*Item obsolete or discontinued. When remaining stock is depleted, published prices are withdrawn and the item is subject to a special order quote.

XX Call for details.



Individual Howe Scale Parts

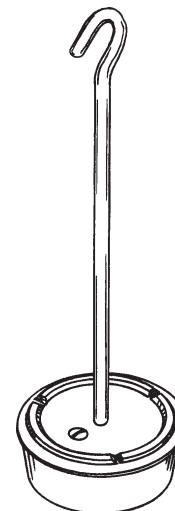
Counterpoise Weights and Hangers for Howe 57, 54 XL and Triner

RL PN	DESCRIPTION	SUGGESTED LIST	
10367	Equiv. Howe no. 42071831 Size: 50 x 1/2 lb	Consult	
10369	Equiv. Howe no. 42076188 Size: 100 x 1 lb	Consult	ROUND, SLOTTED COUNTERPOISE WEIGHTS 3 in DIA
10371	Equiv. Howe no. 42076189 Size: 200 x 2 lb	Consult	
10373	Equiv. Howe no. 42076190 Size: 300 x 3 lb	Consult	
10385	Equiv. Howe no. 42078947 Size: 500 x 5 lb	Consult	
10409	Equiv. Howe no. 42111417 Size: 100 x 1 9/16 lb	Consult	round, slotted counterpoise weights
10407	Equiv. Howe no. 40807082 Size: 50 x 25/32 lb	Consult	
10405	Equiv. Howe no. 40807092 Size: 25 x 25/64 lb	Consult	
10404	Equiv. Howe no. 42111454 Size: 10 x 5/32 lb	Consult	300 lb bench beam scale
For Counting Scales:			round, slotted counterpoise weights 3 in (Dia)
10387	Equiv. Howe no. 40810545 Size: 100 x 1 1/99 lb	Consult	
10391	Equiv. Howe no. 42111567 Size: 500 x 5 5/99 lb	Consult	

Counterpoise Hangers For Above Weights:




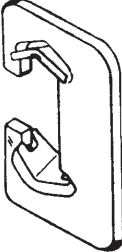

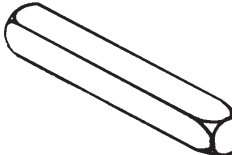
10381	Equiv. Howe no. 60800854, 60800855 Hanger, 16 oz	Consult
10380	Equiv. Howe no. 60800854, 60800855 Hanger, 12 oz	Consult
10379	Equiv. Howe no. 60800854, 60800855 Hanger, 10 oz	Consult
10382	Equiv. Howe no. 60800854, 60800855 Hanger, 7 oz	Consult

*For XL and apache, order 7 oz, 10 oz or 12 oz
For 54 and 57, order 16 oz
Hanger rod, 8 3/16 in L*



Individual Howe Scale Parts


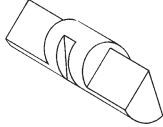
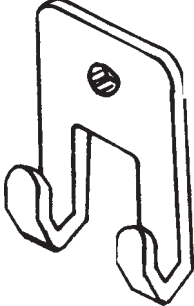
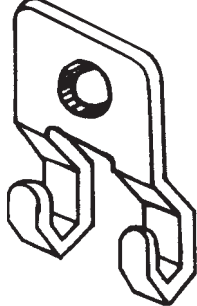
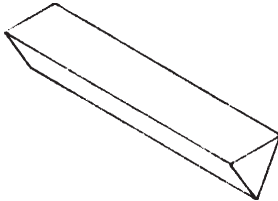
Bench Scale and Portable X-Actron 54 XL2, 5400, 5401, 5402, 6400, 6401, 6402,
 XL Models: 54XL1, 5401, 5402 and Apache Triner Models: 2100, 2200

RL PN	DESCRIPTION	SUGGESTED LIST	
H705	Equiv. Howe no. 62111464 Size: 3/16 in thick, 2 1/8 in W, 4 3/4 in L Hanger assembly	Consult	
H706	Equiv. Howe no. 62111465 Size: 3/16 in thick x 2 1/8 in W x 2 7/8 in L Hanger assembly short	Consult	
H707	Equiv. Howe no. 22111450 Size: 5/16 in (Dia) x 1/4 in L Hanger clip	Consult	
H708	Equiv. Howe no. 62111462 Size: 3/16 in thick x 2 1/8 in W x 3 1/2 L Summating hanger assembly	Consult	
H709	Equiv. Howe no. 42111422 Size: 3/16 in thick x 3/4 in W x 1 5/16 in L Bearing, load and all loops	Consult	
H670P	Equiv. Howe no. 42111406 Size: 5/16 in sq x 1 5/8 in L Pivot, load, fulcrum, Nose, connecting	Consult	



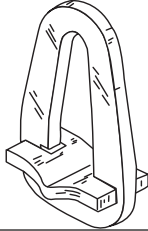
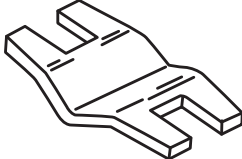
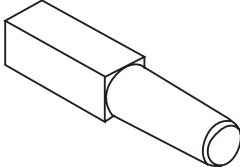

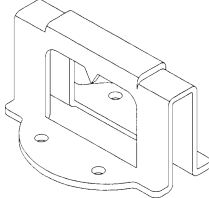
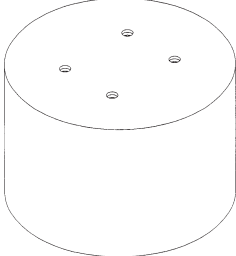
Individual Howe Scale Parts

Bench Scale and Portable X-Actron 54 XL2, 5400, 5401, 5402, 6400, 6401, 6402,
 XL Models: 54XL1, 5401, 5402 and Apache, Triner Models: 2100, 2200 (Cont.)

RL PN	DESCRIPTION	SUGGESTED LIST	
H834	Equiv. Howe no. 62066639 Size: 1 in w, 1 3/4 in H Loop, tip beam	Consult	
H845	Equiv. Howe no. 43111500 Size: 3/16 in x 1 1/8 in x 3 1/8 in Hole size: 5/8 in Nose iron hook	Consult	
H846	Equiv. Howe no. 43111511 Size: 3/16 in x 1 3/4 in x 3 1/4 in Hole size: 3/8 in Beam fulcrum hook	Consult	
H847	Equiv. Howe no. 43111510 Size: 3/16 in x 1 3/4 in x 3 1/8 in Hole size: 5/8 in Beam load hook	Consult	
H890P	Equiv. Howe no. 42111512 Size: 0.330 in x 1.265 in Pivot, beam, tip	Consult	
H891P	Equiv. Howe no. 40807054 Size: 0.330 in x 1.735 in Pivot, beam load and fulcrum	Consult	

Individual Howe Scale Parts

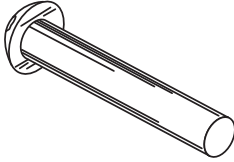
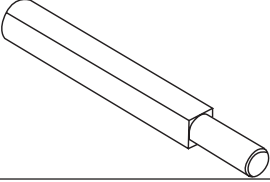
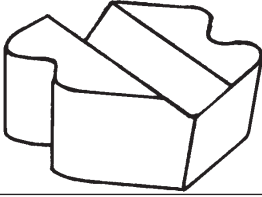

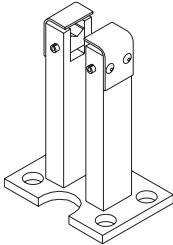
Portable Beam Scale Models 54 and 57 Hobart No. 57

RL PN	DESCRIPTION	SUGGESTED LIST	
H701	Equiv. Howe no. 52069557 Size: 3/16 in thick 1 13/16 in L inside Loop assembly Used in place of 52069559	Consult	
H710	Equiv. Howe no. n/a Size: 3/16 in thick 1 1/4 in W 1 5/8 in L Loop bearing only	Consult	
H646P	Equiv. Howe no. 42034246 Size 9/16 in sq x 2 1/2 in L 1 1/4 in long pivot edge Tapered shank Fulcrum and load pivot	Consult	
H676	Equiv. Howe no. 43066321 Size: 5/32 in x 11/16 in x 2 1/16 in L Bearing, load With pin and cotter for style 57 only	Consult	
22145	Equiv. Howe no. 40806632 Size: 1 3/8 in x 1 in x 1 5/8 in Poise top	Consult	
10431	Equiv. Howe no. 42086507 Size: 2 1/8 in (Dia) x 1 7/16 in Poise bottom	Consult	


HOWE®

Individual Howe Scale Parts

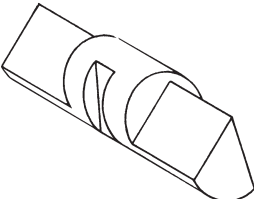
Portable Beam Scale Models 54 and 57 Hobart No. 57 (Cont.)

RL PN	DESCRIPTION	SUGGESTED LIST	
H677	Equiv. Howe no. 10904911, 10905464 Size: 5/16 in x 2 in L Pin for corner loop and bearing With clip	Consult	
H858P	Equiv. Howe no. 42066333 Size: 5/16 in x 5/16 in x 2 3/4 in L Center connection pivot	Consult	
H913	Equiv. Howe no. 42102378 Size: 1 1/8 in x 5/8 in x 1 1/16 in Bearing, for spider With hole	Consult	
H648	Equiv. Howe no. 42035848 Size: 1 5/16 in (Dia) Ball	Consult	
H945	Equiv. Howe no. 40801198, 60801200 Size: 2 1/2 in x 3 1/2 in base x 5 1/8 in tall Stand, beam, fulcrum with Frictions and bearing Casting no. 19991A	Consult	

Links and Bearings

RL PN	DESCRIPTION	SUGGESTED LIST	
T142L	Equiv. Howe no. 22035255 Size: 5/16 in x 2 1/4 in l Used in united portable and bench Scales: 26 in x 32 in and 32 in x 32 in Link	Consult	


Pivots and Bearings

RL PN	DESCRIPTION	SUGGESTED LIST	
H854P	Equiv. Howe no. 42124538 Size: 1 in (Dia) x 3 1/2 in l With keyway Pivot edge: 1 1/4 in Pivot, dormant load	Consult	

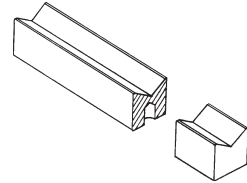
Individual Howe Scale Parts

Platform Size: 4 ft x 6 ft 1973 Model, Serial # 7312952, Model 2829-01034

RL PN	DESCRIPTION	SUGGESTED LIST
H693	Equiv. Howe no. 42040429 Size: 1 1/4 in (Dia) Hole size: 17/64 in	Consult
14884	Screw 1/4 - 20 x 5/16	Consult

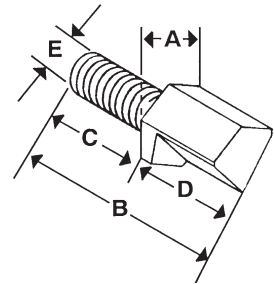


H690	Equiv. Howe no. 40816580 Size: 1/2 in x 1/2 in x 4 in Hole size: 3/16 in 1 1/2 In from one end	Consult
------	---	---------



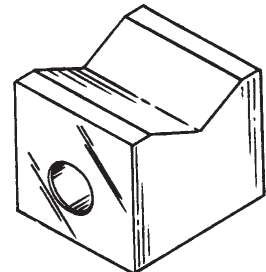
Pivots for Automatic Bulk and Bagging Scales

RL PN	DESCRIPTION	SUGGESTED LIST
H650P	Equiv. Howe no. 27006-3801 Size: A. 3/4 in hex B. 2 in C. 1 1/32 in D. 15/16 in E. 7/16 in (Dia) Bagging scale, G17	Consult
H860P	Equiv. Howe no. 46066-3801 Size: A. 3/4 in hex B. 2 3/16 in C. 1 in D. 1 3/16 in E. 3/8 in (Dia) 5° End Bagging scale, e-50	Consult
H861P	Equiv. Howe no. 26068-3801 Size: A. 3/4 in hex B. 2 3/16 in C. 1 in D. 1 3/16 in E. 3/8 in (Dia) Straight end	Consult



Bearings for Automatic Bulk and Bagging Scales

RL PN	DESCRIPTION	SUGGESTED LIST
H675	Equiv. Howe no. 9835-3801 Size: 1 1/8 in x 1 in x 5/8 in Hole size: 1/4 in (Dia) Bagging scale, G-17	Consult

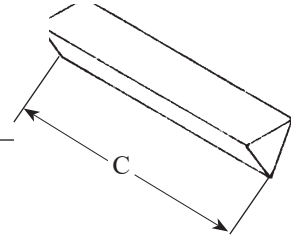


HOWE®

Individual Howe Scale Parts

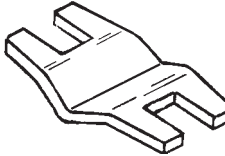
Tear Drop Pivots

RL PN	DESCRIPTION	SUGGESTED LIST
H933P	Equiv. Howe no. 40800367 Size: A. 11/32 In or 0.343 In B. 1/2 In or 0.508 In C. 1 7/8 In	Consult
H698P	Equiv. Howe no. 40800295 Size: A. 11/32 In or 0.343 In B. 1/2 In or 0.500 In C. 2 In	Consult

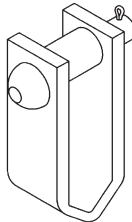
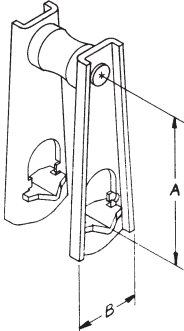


Individual Howe Scale Parts

Hopper Scale Pivots and Bearings

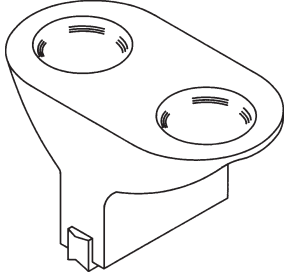
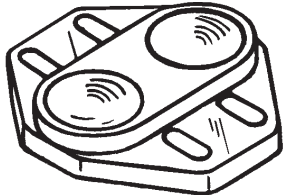
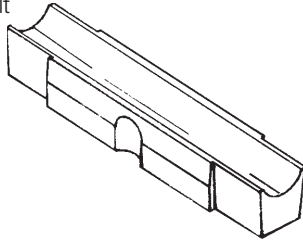
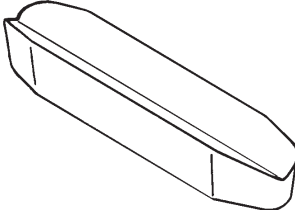


RL PN	DESCRIPTION	SUGGESTED LIST	
H864	Equiv. Howe no. N/a Size: 3/32 in thick x 5/8 in W x 15/16 in L Bearing, for loop assembly	Consult	
H865	Equiv. Howe no. 42080080 Size: 5/32 in thick x 3/4 in W x 1 5/16 in L Bearing, for loop assembly	Consult	
H866	Equiv. Howe no. 41043253 Size: 5/8 in x 5/8 in x 3/4 in L Hole size: 3/16 in, 2 tapped 10-14 Bearing	Consult	
H867	Equiv. Howe no. 41043254 Size: 1/2 in x 3/4 in x 1/2 in Hole size: 3/16 in Bearing, center connection	Consult	
H868P	Equiv. Howe no. 41043687 Size: 1/4 in x 5/8 in x 5/8 in Pivot	Consult	
H869P	Equiv. Howe no. 41043686 Size: 1/4 in x 5/8 in x 3/4 in Pivot, tapered on both ends	Consult	

Hopper Scale Suspension Loops and Bearings

RL PN	DESCRIPTION	SUGGESTED LIST	
H919	Equiv. Howe no. 42126334 Size: 1 11/16 in x 3 in x 1 1/4 in Hole size: 1/2 in Hopper scale series 20 New style	Consult	
H887	Equiv. Howe no. 60800182 Size: A. 3.406 in B. 1.88 in Loop assembly	Consult	

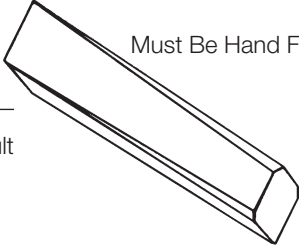
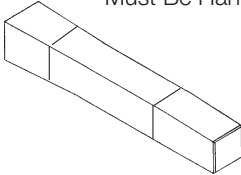
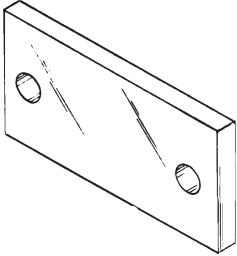
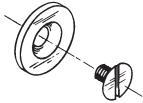
Individual Howe Scale Parts

Cast Pipe Lever Suspension and Bearings

RL PN	DESCRIPTION	SUGGESTED LIST	
H942	Equiv. Howe no. 5316, 40803528 Size: 7.5 in W x 4.31 in H x 4.28 in L Replaces tee block 5316 casting no. Replaces tee block 40803528	Consult	
H914	Equiv. Howe no. 4857, 40805386 Size: 6 in x 5 15/16 in x 11 in Replaces 4857 casting no.	Consult	
22143	Equiv. Howe no. 20790 \$350.00 Size: 6 in x 8 3/4 in x 11 in Replaces 20790 casting no.	Consult	
H944	Equiv. Howe no. 40814330, 18234, 13790 Size: 8 in x 1 5/16 in x 9 in Replaces casting no. 40814330, 18234, 13790 And 40804741	Consult	
H703	Equiv. Howe no. 44043783 Size: 11 in W x 1 3/4 in H x 12 in L Casting no. Nc 43783, 19124, 40802638	Consult	
H627	Equiv. Howe no. DF no. 2, 42034891 20301, K34891 Size: 3/4 in x 5/8 in x 4 in Bearing, load and fulcrum 5-, 10-, And 15- ton cast pipe lever	Consult	
H668	Equiv. Howe no. DF no. 1, 43078106, L78106 Size: 1 5/16 in x 7/8 in x 6 in Bearing, load and fulcrum 20-, 30-, And 50-ton cast pipe lever	Consult	
H836	Equiv. Howe no. DF no. 3, J37141 Size: 1 3/4 in x 7/8 in x 2 in Bearing, torque tube and shackles	Consult	
H859	Equiv. Howe no. DF no. 4 Size: 1 9/16 in x 11/16 in x 1 3/4 in Bearing, 5-, 10-, and 15- ton	Consult	

Individual Howe Scale Parts

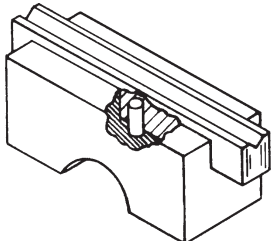
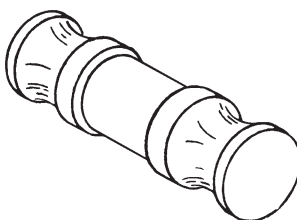
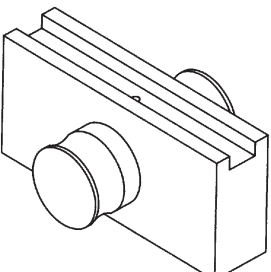
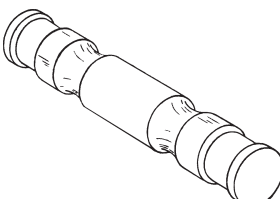
Cast Pipe Lever Pivots and Straight Lever Friction Plates

RL PN	DESCRIPTION	SUGGESTED LIST	
H855P	Equiv. Howe no. 40801203 Size: 7/8 in sq large end x 13/16 in sq small end x 7 3/4 in l Pivot, 10 and 15 ton fully Machined type	Consult	 <p>Must Be Hand Fit</p>
H856P	Equiv. Howe no. 40801137 Size: 1 1/8 in sq large end x 1 1/16 in sq small end x 10 1/4 in l Pivot, 20 and 30 ton fully machined type	Consult	
H876P	Equiv. Howe no. N/a \$118.00 Size: 1 in sq large end x 3/4 in sq small end x 7 3/4 in L Pivot	Consult	 <p>Must Be Hand Fit</p>
H878P	Equiv. Howe no. N/a \$128.00 Size: 1 1/4 in sq large end x 1 1/8 in sq small end x 11 1/8 in L Pivot	Consult	
H618	Equiv. Howe no. 42043862 Size: 1/4 in x 1 1/2 in x 3 in L Hole size: 5/16 in Anti-friction plate	Consult	
H619	Equiv. Howe no. 42035211 Size: 3/16 in x 3/4 in x 1 1/2 in L Hole size: 9/32 in Anti-friction plate	Consult	
H693	Equiv. Howe no. 42040429 Size: 1 1/4 in (Dia) Hole size: 17/64 in Anti-friction plate	Consult	
14884	Screw: 1/4-20 x 5/16 in \$.50	Consult	

HOWE®

Individual Howe Scale Parts

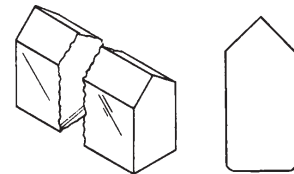
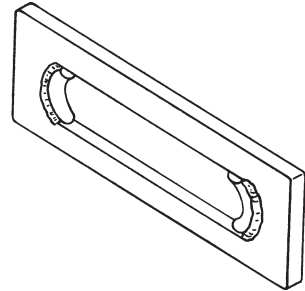
Durasteel Suspension Saddles and Trunnions

RL PN	DESCRIPTION	SUGGESTED LIST
H711	Equiv. Howe no. 42103228 Size: 2 in x 2 in x 5 in Bearing, holder Use bearing no. H624	Consult
		
H712	Equiv. Howe no. 42103227 Size: 2 1/8 in (Dia) x 5 1/4 in Pin, for bearing holder	Consult
		
H907	Equiv. Howe no. 62111015 Size: 5 1/2 in x 4 in x 8 1/2 in Saddle block assembly Use bearing H848	Consult
		
H713	Equiv. Howe no. 42103226 Size: 2 1/8 in (Dia) x 8 1/2 in Trunnion	Consult
		
H906	Equiv. Howe no. 42111013 Size: 2 1/2 in (Dia) x 9 in Trunnion	Consult

Individual Howe Scale Parts

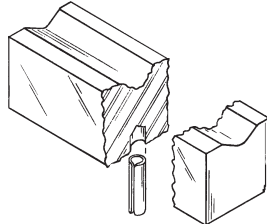
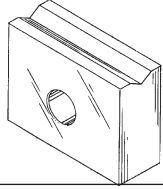
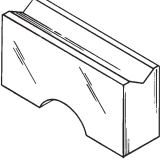
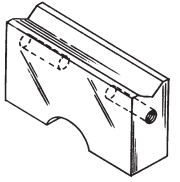
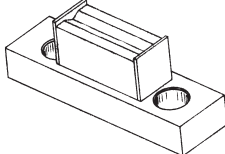
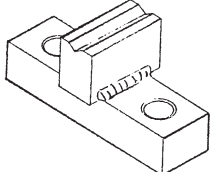
Durasteel Links and Pivots

RL PN	DESCRIPTION	SUGGESTED LIST
H714L	Equiv. Howe no. 62103221 Size: 3/4 in x 5 in x 12 3/8 in Link i.D. 8 3/8 in Will also fit Powell scale	Consult
H905L	Equiv. Howe no. 62111017 Size: 1 x 5 in x 14 in Link I.D. 10 1/8 In	Consult
H616P	Equiv. Howe no. 40802085 Size: 1/2 in x 1 1/8 in x 6 1/2 in Pivot Most common	Consult



Individual Howe Scale Parts

Truck Scale Bearings

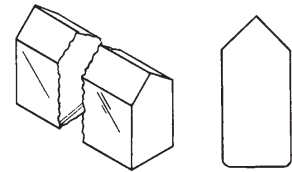
RL PN	DESCRIPTION	SUGGESTED LIST	
H625	Equiv. Howe no. 40805922 Size: 1 in x 1 in x 3 1/4 in Hole size: 1/4 in Bearing	Consult	 <p>ROLL PIN 15263</p>
H691	Equiv. Howe no. 40803894 Size: 1 in x 1 in x 4 in Hole size: 1/4 in Bearing	Consult	
H624	Equiv. Howe no. 40805916 Size: 1 in x 1 in x 6 1/2 in Hole size: 1/4 in Bearing	Consult	
H848	Equiv. Howe no. 40807000 Size: 1 in x 1 in x 10 in Hole size: 1/4 in Bearing	Consult	
H645	Equiv. Howe no. 42103716 Size: 1 in x 2 in x 2 5/8 in Hole size: 11/16 in For portable vehicle scales	Consult	
H622	Equiv. Howe no. 42103282 Size: 5/8 in x 1 1/4 in x 2 3/8 in Bearing, upper shackle	Consult	
H623	Equiv. Howe no. 42103281 Size: 5/8 in x 1 1/4 in x 2 3/8 in 1/4-20 Tapped holes	Consult	
P701	Equiv. Howe no. n/a Size: 2 in x 1 7/8 in x 6 in Bearing assembly lower Bearing length: 2 3/4 in	Consult	
P702	Equiv. Howe no. n/a Size: 2 in x 1 3/4 in x 6 in Bearing assembly upper	Consult	

Bearing length: 2 3/4 in

Individual Howe Scale Parts

Motor Truck, Industrial, Axle Load and Livestock Scale Pivots

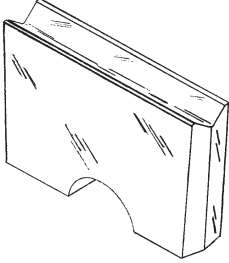
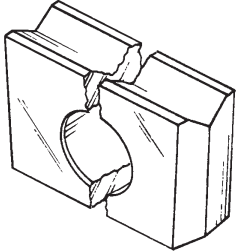
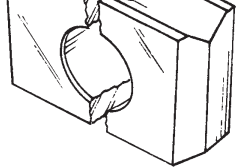
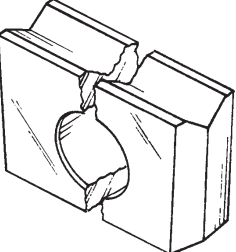
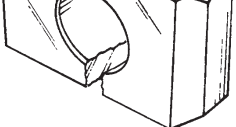

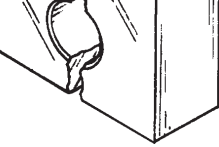
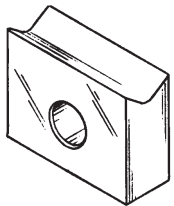
RL PN	DESCRIPTION	SUGGESTED LIST
H852P	Equiv. Howe no. 40807048 Size: 1/2 in x 1 1/8 in x 10 in Square both ends	Consult
H616P	Equiv. Howe no. 40802085 Size: 1/2 in x 1 1/8 in x 6 1/2 in Square both ends	Consult
H655P	Equiv. Howe no. 40803860 Size: 1/2 in x 1 1/8 in x 4 in Square both ends	Consult
H610P	Equiv. Howe no. 40801070 Size: 1/2 in x 1 1/8 in x 3 1/2 in Square both ends 60 And 80-ton load and fulcrum	Consult
H620P	Equiv. Howe no. 40805312 Size: 1/2 in x 1 1/8 in x 3 1/4 in Square both ends	Consult
H611P	Equiv. Howe no. 40801090 Size: 1/2 in x 1 1/8 in x 2 3/4 in Square both ends 50-Ton load and fulcrum	Consult
H612P	Equiv. Howe no. 40801081 Size: 1/2 in x 1 1/8 in x 2 1/2 in Square both ends	Consult
H626P	Equiv. Howe no. 40801080 Size: 1/2 in x 1 1/8 in x 2 1/4 in Square both ends	Consult
H621P	Equiv. Howe no. 40801126 Size: 1/2 in x 1 1/8 in x 2 1/4 in Tapered both ends	Consult
H613P	Equiv. Howe no. 40801092 Size: 1/2 in x 1 1/8 in x 2 1/8 in Square both ends	Consult
H614P	Equiv. Howe no. 40801131 Size: 1/2 in x 1 1/8 in x 2 in Tapered both ends	Consult
H615P	Equiv. Howe no. 40801076 Size: 1/2 in x 1 1/8 in x 1 1/2 in Tapered both ends	Consult
H656P	Equiv. Howe no. 40801248 Size: 1/2 in x 1 1/8 in x 1 3/32 in Tapered one end	Consult
H617P	Equiv. Howe no. 40801077 Size: 1/2 in x 1 1/8 in x 1 in Tapered one end	Consult
H692P	Equiv. Howe no. 40804124 Size: 1/2 in x 1 1/8 in x 1 3/16 in Tapered both ends	Consult



HOWE®

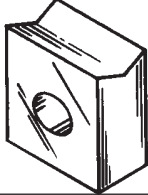
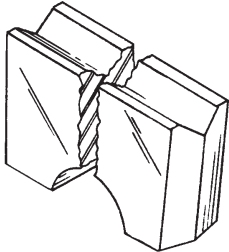
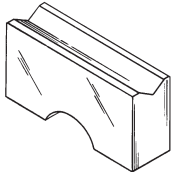
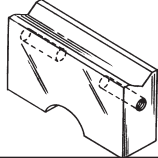
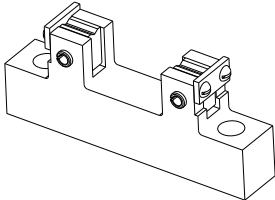
Individual Howe Scale Parts

Motor Truck, Industrial Light Truck, Axle Load and Livestock Scale Bearings

RL PN	DESCRIPTION	SUGGESTED LIST	
H647	Equiv. Howe no. 42138860 Size: 5/8 in x 2 in x 3 1/4 in L Hole size: 1/2 of 1 1/32 in Tapered end 30-, 60- And 80-ton load and fulcrum bearing New style	Consult	
H601	Equiv. Howe no. 42052705 Size: 5/8 in x 2 in x 3 1/4 in L Hole size: 1 1/32 in Tapered on end, bearing 30-, 60- And 80-ton load and fulcrum, old style	Consult	
H602	Equiv. Howe no. 42043855 Size: 5/8 in x 2 in x 2 1/2 in L Hole size 1 1/32 in Tapered ends 20- And 50-ton load t-block	Consult	
H603	Equiv. Howe no. 42043937 Size: 5/8 in x 1 1/4 in x 2 in L Hole size 41/64 in Tapered ends	Consult	
H604	Equiv. Howe no. 42043940 Size: 5/8 in x 1 1/4 in x 1 5/8 in L Hole size: 33/64 in Tapered ends	Consult	
H605	Equiv. Howe no. 42043939 Size: 5/8 in x 1 1/4 in x 1 1/2 in L Hole size: 33/64 in Square ends	Consult	
H606	Equiv. Howe no. 42043938 Size: 5/8 in x 1 1/4 in x 1 in L Hole size: 33/64 in Square ends	Consult	
H630	Equiv. Howe no. 42035173 Size: 1/2 in x 1 1/8 in x 1 15/32 in L Hole size: 13/32 in Bearing	Consult	

Individual Howe Scale Parts

Motor Truck, Industrial, Light Truck, Axle Load and Livestock Scale Bearings (Cont.)

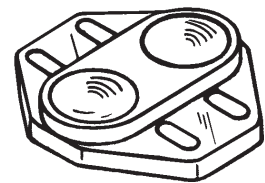
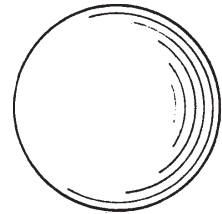
RL PN	DESCRIPTION	SUGGESTED LIST	
H607	Equiv. Howe no. 41036433 Size: 1/2 in x 1 1/8 in x 1 in L Hole size: 25/64 in	Consult	
H609	Equiv. Howe no. 42044398 Size: 5/8 in x 1 1/4 in x 2 in L Tapered end	Consult	
H608	Equiv. Howe no. 42044397 Size: 5/8 in x 1 1/4 in x 2 1/2 in L Tapered end 20-And 50-ton fulcrum bearing	Consult	
H901	Equiv. Howe no. 42146392 Size: 7/8 in x 1 5/16 in x 2 in L Tapered end	Consult	
*H902	Equiv. Howe no. 42146338 Size: 1 in x 1 7/16 in x 2 7/8 in L Tapered end	Consult	
H622	Equiv. Howe no. 42103282 Size: 5/8 in x 1 1/4 in x 2 3/8 in L Straight ends	Consult	
H623	Equiv. Howe no. 42103281 Size: 5/8 in x 1 1/4 in x 2 3/8 in L 1/4-20 Tapped holes Straight ends	Consult	
102066	Equiv. Howe no. 40802640 LC 43925 Size: 1 1/2 in x 3 3/4 in x 8 3/8 in Main lever lower tip connection	Consult	

HOWE®

Individual Howe Scale Parts

Cast and Super Cast Truck Scale Parts and Miscellaneous Diameter Balls


RL PN	DESCRIPTION	SUGGESTED LIST
33648	Equiv. Thurman no. n/a Size: 3 1/2 in (Dia) Ball (cast) weight 6 lb	Consult
33649	Equiv. Howe no. 42094659 Size: 3 in (Dia) Ball (cast) weight 4 lb 3 oz	Consult
33646	Equiv. Thurman no. n/a Size: 2 1/2 in (Dia) Ball (cast) weight 2 lb 1 oz	Consult
H644	Equiv. Howe no. 42102471 Size: 2 3/8 in (Dia) Ball (cast) weight 2 lb 3 oz	Consult
33645	Equiv. Thurman no. n/a Size: 2 in (Dia) Ball (steel) weight 1 lb 2 oz	Consult
H697	Equiv. Howe no. n/a Size: 1 1/2 in (Dia) Ball (steel) weight 8 oz	Consult
TH927	Equiv. Thurman no. n/a Size: 1 7/16 in (Dia) Ball (steel) weight 4 oz	Consult
H648	Equiv. Howe no. 42035848 Size: 1 5/16 in (Dia) Ball (steel) weight 6 oz Models: 57, type 54, floor scales etc.	Consult
10772	Equiv. Howe no. n/a Size: 1 in (Dia) Ball (steel) weight 1 oz	Consult
18816	Equiv. Howe no. n/a Size: 7/8 in (Dia) Ball (steel) weight 1 oz	Consult
10993	Equiv. Howe no. n/a Size: 3/4 in (Dia) Ball (steel) weight 1 oz	Consult
18815	Equiv. Howe no. n/a Size: 5/8 in (Dia) Ball (steel) weight 1 oz	Consult
H703	Equiv. Howe no. 44043783 Casting no. 40802638, NC 43783 Size: 11 in W x 1 3/4 in H x 12 in Ball plate for 20-, 30-, 50-, 60-, and 80-ton Capacity truck scales Weight 31 lb	Consult



Individual Howe Scale Parts


Cast and Super Cast Truck Scale Parts and Miscellaneous Diameter Balls (Cont.)

RL PN	DESCRIPTION	SUGGESTED LIST
H704	Equiv. Howe no. 62093965, 45043779 Casting no. 40802637, PC 43779 Size: 7 in W x 9 in H x 11 in L T-assembly for 20- and 50-ton Capacity truck scales With bearing and pins Weight: 61 lb	Consult
H716	Equiv. Howe no. 62090971, 62126599, 44052706, 43126598 Casting no. 40802656 Size: 10 1/4 in W x 10 in H x 11 1/2 in L T-assembly for 30-,60-, and 80-ton Capacity truck scales With bearing and pins Weight 88 lb	Consult



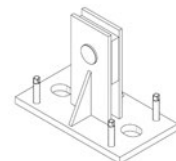
Durasteel and Cast Straight Lever Fulcrum Stands

RL PN	DESCRIPTION	SUGGESTED LIST
H702	Equiv. Howe no. 62088963, 44043774 Replaces casting no. NC43774, 40802636 Size: 6 1/2 in x 8 in x 15 in Main lever stand for 20- and 50-ton	Consult
H715	Equiv. Howe no. 62124298, 43124297 62090922, 44052704 Replaces casting no. NC52704, 40802653 Size: 8 in x 9 in x 17 in Main lever stand for 30-, 60- and 80-ton	Consult
H918	Equiv. Howe no. 62098972, 44043916 Replaces casting no. NC43916, 40802644 Size: 7 1/2 in x 14 in x 15 1/4 Center extension lever stand 50-ton	Consult
*H917	Equiv. Howe no. 62104416, 44096673 Replaces casting no. NC96673, 40802594 Size: 7 1/2 in x 14 in x 16 1/8 in Center extension lever stand 60- and 80-ton	Consult
H921	Equiv. Howe no. 62093971, 44043915 Replaces casting no. NC43915, 40802643 Size: 7 1/2 in x 12 in x 11 3/4 in End extension lever stand 50-ton	Consult
*H936	Equiv. Howe no. 62090970, 44052711 Replaces casting no. NC52711, 40802654 Size: 7 5/8 in x 12 in x 12 1/4 in End extension lever stand 60- and 80-ton	\$360.00



With Bearing, Pins and Leveling Bolts















H910	Equiv. Howe no. 62103235 Size: 8 in x 14 in x 11 in Main lever stands, Durasteel Steel fabricated for H624 bearing Will also fit Hardin truck scales	Consult
------	--	---------



*Item obsolete or discontinued. When remaining stock is depleted, published prices are withdrawn and the item is subject to a special order quote.

Individual Howe Scale Parts

Motor Truck Scale and Axle Load Scale Parts

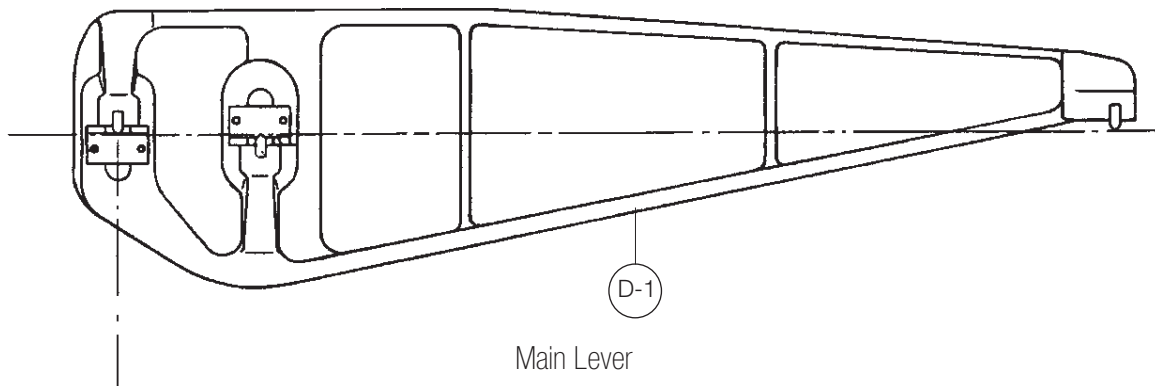
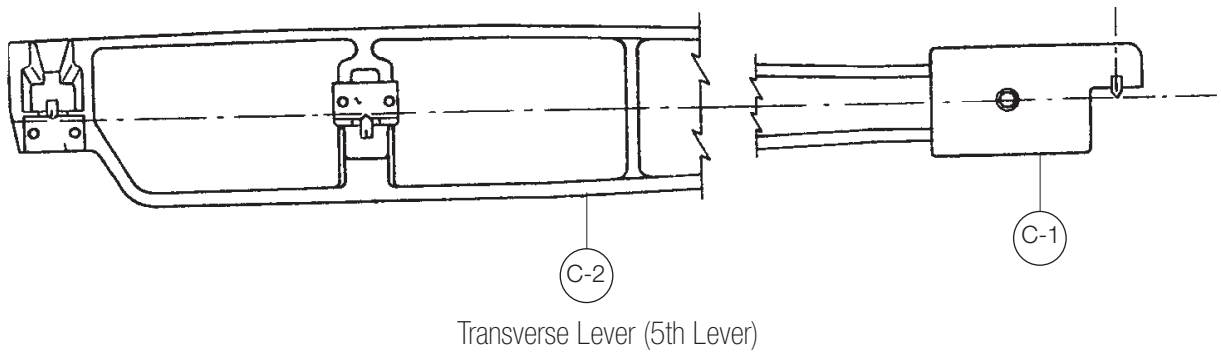
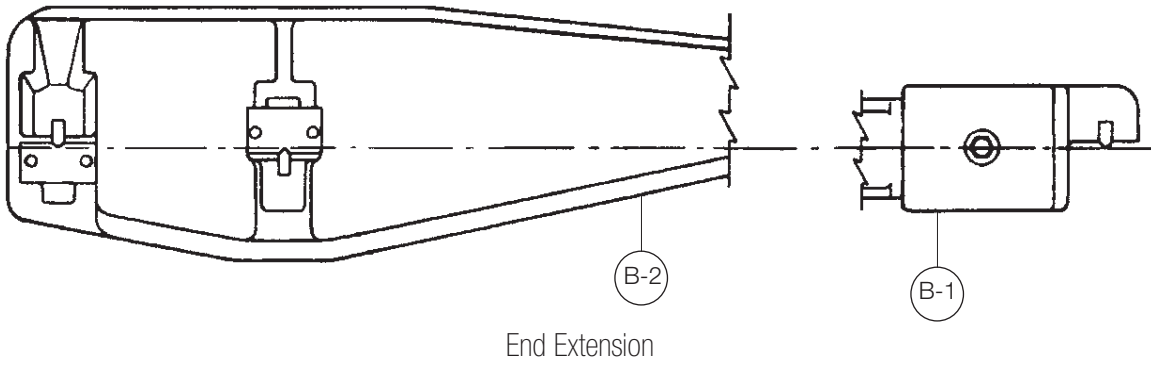
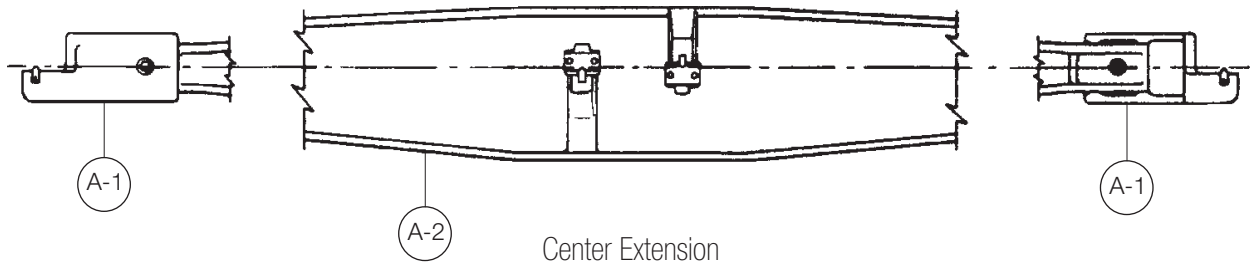
RL PN	DESCRIPTION	SUGGESTED LIST		
15256	Equiv. Howe no. 10902998 Size: 3/16 in (Dia) x 1 1/2 in Roll pin	Consult		
15263	Equiv. Howe no. 20906224 Size: 1/4 in (Dia) x 3/4 in Roll pin	Consult		
15290	Equiv. Howe no. 20906027 Size: 3/8 in (Dia) x 1 1/2 in Roll pin	Consult		
116181	Size 3/8 in (Dia) x 2 1/2 in	Consult		
15301	Equiv. Howe no. 20905682 Size: 1/2 in (Dia) x 1 3/4 in Roll pin	Consult		
H637	Equiv. Howe no. 40801235 Size: 5/8 in (Dia) x 1 3/4 in Knurled pin	Consult		
H632	Equiv. Howe no. 40801166 Size: 5/8 in (Dia) x 2 3/8 in Knurled pin	Consult		
H633	Equiv. Howe no. 40800890 Size: 1 in (Dia) x 2 3/8 in Knurled pin	Consult		

Howe Parts Available But Not Shown

RL PN	DESCRIPTION	SUGGESTED LIST
H920	Equiv. Howe no. n/a Size: 1 in x 1 in x 6 in	Consult

Reconditioned Levers Available

Call With Casting #



HOWE®

Reconditioned Levers Available

Call for Pricing and Availability

REFERENCE #	DESCRIPTION	CASTING #
A-1	Nose iron Nose iron	Old casting no. NC43911 New casting no. 40802658

REFERENCE #	DESCRIPTION	CASTING #
A-2	Center extension 14 ft 2 in Center extension 14 ft 2 in Center extension 16 ft 8 in Center extension 16 ft 8 in Center extension 14 ft 10 in Center extension 14 ft 10 in	Old casting no. NC44391 New casting no. 40802649 Old casting no. PC43819 New casting no. 40802650 New casting no. 40810042 New casting no. 40810043

REFERENCE #	DESCRIPTION	CASTING #
B-1	Nose iron Nose iron	Old casting no. NC43872 New casting no. 40802657

REFERENCE #	DESCRIPTION	CASTING #
B-2	End extension 10 ft End extension 10 ft End extension 12 ft 6 in End extension 12 ft 6 in End extension 10 ft 10 in End extension 7 ft 6 in End extension 10 ft 10 in	Old casting no. PC44389 Old casting no. NC44931 New casting no. 40802647 Old casting no. PC43871 New casting no. 40802648 New casting no. 40802645 New casting no. 40802646 New casting no. 40810045

REFERENCE #	DESCRIPTION	CASTING #
C-1	Nose iron Nose iron	Old casting no. NC43872 New casting no. 40802657

REFERENCE #	DESCRIPTION
C-2	Transverse lever, please call

REFERENCE #	DESCRIPTION	CASTING #
D-1	Main lever 50 ton Main lever 50 ton Main lever 50 ton Main lever 60 ton Main lever 60 ton	Old casting no. PC43720 Old casting no. PC55441 New casting no. 40802635 Old casting no. PC52703 New casting no. 40802655

Individual Howe Scale Parts

Railroad Track Scale Parts

RL PN	DESCRIPTION	SUGGESTED LIST
H2111RRP	Equiv. Howe no. n/a Pivot, 3/4 in x 1 1/2 in x 6 1/2 in	Consult
H2112RRP	Equiv. Howe no. n/a Pivot, 3/4 in x 1 1/2 in x 5 in Pivot, 1 in x 2 in x 9 in	Consult
H2117RRP	Equiv. Howe no. n/a Pivot, 3/4 in x 1 1/2 in x 12 3/8 in	Consult
H2119RRP	Equiv. Howe no. 40808260 Pivot, 1 in x 2 in x 20 in	Consult
H2125RRP	Equiv. Howe no. 60816859 Pivot, 3/4 in x 1 1/2 in x 10 in	Consult
H2316RR	Equiv. Howe no. 42114517 Bearing, 1 1/2 in x 1 3/4 in x 5 1/8 in	Consult
H2317RR	Equiv. Howe no. 42114518 Bearing, 1 1/2 in x 1 3/4 in x 6 in	Consult
H2318RR	Equiv. Howe no. 40816725 Bearing, 1 in x 1 1/4 in x 6 1/2 in	Consult
H2319RR	Equiv. Howe no. 40816724 Bearing, 1 in x 1 1/4 in x 12 3/8 in	Consult
H2320RR	Equiv. Howe no. 41039539 Bearing, 1 in x 1 7/16 in x 2 3/8 in	Consult
H2325RR	Equiv. Howe no. n/a Bearing, 1 in x 1 in x 10 in	Consult
H2500RR	Equiv. Howe no. K114407 Link	Consult
H2501RR	Equiv. Howe no. 62121944 Saddle block	Consult
H2502RR	Equiv. Howe no. 42114397 Trunnion	Consult
H2503RR	Equiv. Howe no. n/a Trunnion	Consult

HOWE®

HOWE KITS

HOWE®

Howe Kit Price Index By Rice Lake PN

RL PN	SUGGESTED LIST	PAGE #	RL PN	SUGGESTED LIST	PAGE #	RL PN	SUGGESTED LIST	PAGE #
H-651-K	CONSULT	200	H-669-K	CONSULT	199	H-682-K	CONSULT	205
H-652-K	CONSULT	201	H-670-K	CONSULT	199	H-684-K	CONSULT	207
H-653-K	CONSULT	202	H-671-K	CONSULT	206,208	H-686-K	CONSULT	210
H-654-K	CONSULT	203	H-672-K	CONSULT	207,209	H-687-K	CONSULT	210
H-655-K	CONSULT	204	H-673-K	CONSULT	206	H-688-K	CONSULT	211
H-656-K	CONSULT	205	H-675-K	CONSULT	210	H-689-K	CONSULT	211
H-659-K	CONSULT	208	H-676-K	CONSULT	199	H-1150-RK	CONSULT	213
H-660-K	CONSULT	208	H-677-K	CONSULT	200	H-1202-RK	CONSULT	213
H-661-K	CONSULT	209	H-678-K	CONSULT	201	H-1202-SRK	CONSULT	213
H-662-K	CONSULT	209	H-679-K	CONSULT	202	H-1203-RK	CONSULT	212
H-663-K	CONSULT	206	H-680-K	CONSULT	204	H-1203-SRK	CONSULT	212
H-664-K	CONSULT	207	H-681-K	CONSULT	203	H-1204-RK	CONSULT	212

*Item obsolete or discontinued. When remaining stock is depleted, published prices are withdrawn and the item is subject to a special order quote.

Howe Kit Cross Reference By Equivalent Howe Number

EQUIV. HOWE #	RL PN	PAGE #	EQUIV. HOWE #	RL PN	PAGE #	EQUIV. HOWE #	RL PN	PAGE #
Motor Truck Scales, Super Cast:			Portable Vehicle Scales, Self-Contained:			Portable AND Bench Dial Scales:		
70810292	H-653-K	202	70819732	H-659-K	208	70819446	H-676-K	199
70816905	H-654-K	203	70819733	H-660-K	208	70819448	H-674-K	XX
70816906	H-651-K	200						
70818312	H-655-K	204						
70818313	H-652-K	201						

*Item obsolete or discontinued. When remaining stock is depleted, published prices are withdrawn and the item is subject to a special order quote.

XX Call for details.

Portable Beam and Bench Scale

Kit No. H-669-K

Portable Beam Scale, Models 54 and 57

QTY	RL PN	EQUIV. HOWE #	DESCRIPTION
1	H698P	40800295	Pivot, load beam
8	H646P	42034246	Pivot, load and fulcrum
4	H676	43066321	Bearing, load with pin and cotter model 57
4	H677	10904911	Pin, with clips
4	H701	52069557	Loop, corner assembly
2	H858P	42066333	Pivot, center connection
4	H913	42102378	Bearing, load, old style
4	H648	42035848	Balls
1	H699P	40800815	Pivot, fulcrum
1	H933P	40800367	Pivot, tip

Consult Suggested list/6 lb shipping weight

Kit No. H-670-K

For Bench and Portable Scales, Models 54XL, 54XL1, 54XL2, X-Actron XL Models 5400, 5401, 5402, 6400, 6401, 6402, 7401, 7402, Triner 2100, 2200, Apache

QTY	RL PN	EQUIV. HOWE #	DESCRIPTION
11	H670P	n/a	Pivot, load, fulcrum, nose conn
2	H705	62111464	Hanger assembly, long
2	H706	62111465	Hanger assembly, short
4	H707	22111450	Hanger clip
1	H708	62111462	Center hanger assembly
4	H709	42111422	Bearing, load
1	H834	60266639	Loop

Consult Suggested list/3 lb shipping weight

Kit No. H-676-K

For Portable and Bench Scales Understructure, 26 in x 32 in and 32 in x 32 in, Models 5700-1, 5700-2, 5700-3, 5700-4, 5800-1, 5800-2, 5800-3, 5800-4, 9400-1, 9400-2, 9500-1, 9500-2, 9700-1, 9700-2, 9800-1, 9800-2

Equiv. HOWE # 70819446

QTY	RL PN	EQUIV. HOWE #	DESCRIPTION
8	H654	40806973	Bearing
8	H669P	42106554	Pivot
2	H679P	42106396	Pivot
2	H681	n/a	Bearing
1	H682	42092818	Bearing
1	H683P	42092817	Pivot
8	H680L	22035255	Link

Consult Suggested list/5 lb shipping weight

HOWE®

Truck Scale

Kit No. H-651-K

20-Ton, 2-Section Truck and Axle Load Scale, Cast Straight Lever and Super Cast Main Lever Casting
No. PC43720, PC55441 or 40802635, Models 5918, 5922, 5930, 5982, 5984, 5986, 5988
and Axle Load Models 2908 and 2910

Equiv. HOWE # 70816906

QTY	RL PN	EQUIV. HOWE #	DESCRIPTION
8.....	H602.....	42043855.....	Bearing, load, main lever
8.....	H608.....	42044397.....	Bearing, fulcrum, main lever
16.....	H611P.....	40801080.....	Pivot, load and fulcrum, main lever
12.....	H617P.....	40801088.....	Pivot, tip
12.....	H606.....	42043938.....	Bearing, tip, shackles
4.....	H603.....	42043937.....	Bearing, load, end extension
6.....	H609.....	42044398.....	Bearing, fulcrum end extension and transverse
8.....	H613P.....	40801092.....	Pivot, load and fulcrum, end extension
2.....	H604.....	42043940.....	Bearing, load, transverse lever
2.....	H612P.....	40801081.....	Pivot, load, transverse lever
2.....	H626P.....	40801080.....	Pivot, fulcrum, transverse lever
1.....	H615P.....	40801076.....	Pivot, tip, transverse lever
1.....	H630.....	42035173.....	Bearing, tip, transverse lever
28.....	H618.....	42043862.....	Friction plate
14.....	H619.....	42035211.....	Friction plate
8.....	H633.....	40800890.....	Knurled pin
14.....	15301.....	20805682.....	Roll pin
10.....	H637.....	40801235.....	Knurled pin

Consult Suggested list/57 lb shipping weight

Kit No. H-677-K

Suspension Kit For H-651-K

QTY	RL PN	EQUIV. HOWE #	DESCRIPTION
8.....	33649.....	42094659.....	Ball, 3 in (Dia) cast
4.....	H703.....	40802638.....	Ball plate
4.....	H704.....	40802637.....	Tee block

Consult Suggested list/445 lb shipping weight

Truck Scale

Kit No. H-652-K

30-Ton, 2-Section Truck and Axle Load Scale, Cast Straight Lever and Super Cast Main Lever Casting No. PC52703 or 40802655, Models 5992, 5994, and Axle Load 3910, 3912, 3914

Equiv. HOWE # 70818313

QTY	RL PN	EQUIV. HOWE #	DESCRIPTION
16.....	H601*	42052705	Bearing, load and fulcrum, main lever
16.....	H610P	40801070	Pivot, load and fulcrum, main lever
12.....	H617P	40801077	Pivot, tip
12.....	H606	42043938	Bearing, tip, shackles
4.....	H603	42043937	Bearing, load, end extension
6.....	H609	42044398	Bearing, fulcrum, end extension
8.....	H613P	40801092	Pivot, load and fulcrum, end extension
2.....	H604	42043940	Bearing, load, transverse lever
2.....	H612P	40801081	Pivot, load, transverse lever
2.....	H626P	40801080	Pivot, fulcrum, transverse lever
1.....	H615P	40801076	Pivot, tip, transverse lever
1.....	H630	42035173	Bearing, tip, transverse lever
28.....	H618	42043862	Friction plates
14.....	H619	42035211	Friction plates
8.....	H633	40800890	Knurled pins
14.....	15301	20905682	Roll pins
10.....	H637	40801235	Knurled pins

Consult Suggested list/53 lb shipping weight

*Some scales use H647 in place of H601. Unless specified, we will shipping both H601 AND H647. Bearings not used may be returned for credit.

Kit No. H-678-K

Suspension Kit For H-652-K

QTY	RL PN	EQUIV. HOWE #	DESCRIPTION
8.....	33649	42094659	Ball, 3 in (Dia) cast
4.....	H703	40802638	Ball plate
4.....	H716	40802656	Tee block assembly

Consult Suggested list/530 lb shipping weight

HOWE®

Truck Scale

Kit No. H-653-K

50-Ton, 4-Section Truck Scale, Cast Straight Lever and Super Cast Main Lever Casting No. PC43720, PC55441 or 40802635, Models 5958, 5960, or 5964

Equiv. HOWE # 70810292

QTY	RL PN	EQUIV. HOWE #	DESCRIPTION
16.....	H602.....	42043855	Bearing, load, main lever
16.....	H608.....	42044397	Bearing, fulcrum, main lever
32.....	H611P	40801090	Pivot, load and fulcrum, main lever
24.....	H617P	40801077	Pivot, tip
2.....	H605.....	42043939	Bearing, tip, shackles
24.....	H606.....	42043938	Bearing, tip, shackles
10.....	H603.....	42043937	Bearing, load, end and center extension
8.....	H609.....	42044398	Bearing, fulcrum, end and center ext
18.....	H613P	40801092	Pivot, load and fulcrum, extension levers
2.....	H604.....	42043940	Bearing, load, transverse lever
2.....	H612P	40801081	Pivot, load, transverse lever
3.....	H615P	40801076	Pivot, tip, end extension and transverse lever
1.....	H630.....	42035173	Bearing, tip, transverse lever
32.....	H618.....	42043862	Friction plate
12.....	H619.....	42035211	Friction plate
16.....	H632.....	40801166	Knurled pin
16.....	H633.....	40800890	Knurled pin
34.....	15301	20905682	Roll pin
64.....	15263	20906224	Roll pin
14.....	H637.....	40801235	Knurled pin

Consult Suggested list/88 lb shipping weight

Kit No. H-679-K

Suspension Kit For H-653-K

QTY	RL PN	EQUIV. HOWE #	DESCRIPTION
16.....	33649	42094659	Ball, 3 in (Dia) cast
8.....	H703.....	40802638	Ball plate
8.....	H704.....	40802637	Tee block

Consult Suggested list/890 lb shipping weight

Additional parts are needed if the scale has an offset transverse lever or a load cell in the pit. See Pages 244-245 for add-on kits for your application.

Truck Scale

Kit No. H-654-K

50-Ton, 5-Section Truck Scale, Cast Straight Lever and Super Cast Main Lever Casting No. PC43720, PC55441 or 40802635, Models 5970, 5974

Equiv. HOWE # 70816905

QTY	RL PN	EQUIV. HOWE #	DESCRIPTION
20	H602	42043855	Bearing, load, main lever
20	H608	42044397	Bearing, fulcrum, main lever
42	H611P	40801090	Pivot, load and fulcrum, main lever
32	H617P	40801077	Pivot, tip
4	H605	42043939	Bearing, tip, shackles
34	H606	42043938	Bearing, tip, shackles
14	H603	42043937	Bearing, load, end and center extension
10	H609	42044398	Bearing, fulcrum, end and center ext
22	H613P	40801092	Pivot, load and fulcrum, extension levers
2	H604	42043940	Bearing, load, transverse lever
2	H612P	40801081	Pivot, load, transverse lever
5	H615P	40801076	Pivot, tip, end extension and transverse lever
1	H630	42035173	Bearing, tip, transverse lever
40	H618	42043862	Friction plate
16	H619	42035211	Friction plate
20	H632	40801166	Knurled pin
20	H633	40800890	Knurled pin
38	15301	20905682	Roll pin
80	15263	20906224	Roll pin
16	H637	40801235	Knurled pin

Consult Suggested list/110 lb shipping weight

Kit No. H-681-K

Suspension Kit For H-654-K

QTY	RL PN	EQUIV. HOWE #	DESCRIPTION
20	33649	42094659	Ball, 3 in (Dia) cast
10	H703	40802638	Ball plate
10	H704	40802637	Tee block

Consult Suggested list/1,111 lb shipping weight

Additional parts are needed if the scale has an offset transverse lever or a load cell in the pit. See pages 244-245 for add-on kits for your application.

HOWE®

Truck Scale

Kit No. H-655-K

60- and 80-Ton, 4-Section Truck Scale, Cast Straight Lever and Super Cast Main Lever Casting No. PC52703 or 40802655, Models 6958, 6960, 6964 and 8960

Equiv. HOWE # 70818312

QTY	RL PN	EQUIV. HOWE #	DESCRIPTION
32.....	H601*	42052705	Bearing, load and fulcrum, main lever
32.....	H610P	40801070	Pivot, load and fulcrum, main lever
24.....	H617P	40801077	Pivot, tip
24.....	H606	42043938	Bearing, tip, shackles
2.....	H605	42043939	Bearing, tip, shackles
10.....	H603	42043937	Bearing, load, end and middle extension lever
2.....	H604	42043940	Bearing, load, transverse lever
8.....	H609	42044398	Bearing, fulcrum, end and center extension
18.....	H613P	40801092	Pivot, load and fulcrum, extension levers
2.....	H612P	40801081	Pivot, load, transverse lever
3.....	H615P	40801076	Pivot, tip, end extension and transverse lever
1.....	H630	42035173	Bearing, tip, transverse lever
32.....	H618	42043862	Friction plate
12.....	H619	42035211	Friction plate
32.....	H633	40800890	Knurled pin
34.....	15301	20905682	Roll pin
64.....	15263	20906224	Roll pin
14.....	H637	40801235	Knurled pin

Consult Suggested list/107 lb shipping weight

*Some scales use H647 in place of H601. Unless specified, we will shipping both H601 AND H647.

Bearings not used may be returned for credit.

Scales with serial numbers lower than 74-01106 use H601.

Scales with serial numbers higher than 74-01106 use H647.

Kit No. H-680-K

Suspension Kit For H-655-K

QTY	RL PN	EQUIV. HOWE #	DESCRIPTION
16.....	33649	42094659	Ball, 3 in (Dia) cast
8.....	H703	40802638	Ball plate
8.....	H716	40802656	Tee block assembly

Consult Suggested list/1,057 lb shipping weight

Additional parts are needed if the scale has an offset transverse lever or a load cell in the pit. See Pages 246-247 for add-on kits for your application.

Truck Scale

Kit No. H-656-K

60- AND 80-Ton, 5-Section Truck Scale, Cast Straight Lever and Super Cast Main Lever Casting No. PC52703, or 40802655, Models 6970, 8970, and 8980

QTY	RL PN	EQUIV. HOWE #	DESCRIPTION
40.....	H601.....	42052705.....	Bearing, load and fulcrum, main lever
40.....	H610P.....	40801070.....	Pivot, load and fulcrum, main lever
32.....	H617P.....	40801077.....	Pivot, tips
32.....	H606.....	42043938.....	Bearing, tips
5.....	H615P.....	40801076.....	Pivot, tip, end extension and transverse lever
4.....	H605.....	42043939.....	Bearing, tip, end extension and even lever
22.....	H613P.....	40801092.....	Pivot, load and fulcrum, end and center extension
14.....	H603.....	42043937.....	Bearing, load, extension levers and f up pull
10.....	H609.....	42044398.....	Bearing, fulcrum, end and center extension
2.....	H604.....	42043940.....	Bearing, load, transverse lever
2.....	H612P.....	40801081.....	Pivot, load, transverse lever
1.....	H630.....	42035173.....	Bearing, tip, transverse lever
44.....	H618.....	42043862.....	Friction plate
18.....	H619.....	42035211.....	Friction plate
40.....	H633.....	40800890.....	Knurled pin
38.....	15301.....	20905682.....	Roll pin
80.....	15263.....	20906224.....	Roll pin
16.....	H637.....	40801235.....	Knurled pin

Consult Suggested list/135 lb shipping weight

Bearings not used may be returned for credit.
Scales with serial numbers lower than 74-01106 use H601.
Scales with serial numbers higher than 74-01106 use H647.

Kit No. H-682-K

Suspension Kit For H-656-K

QTY	RL PN	EQUIV. HOWE #	DESCRIPTION
20.....	33649.....	42094659.....	Ball, 3 in (Dia) cast
10.....	H703.....	40802638.....	Ball plate
10.....	H716.....	40802656.....	Tee block assembly

Consult Suggested list/1,321 lb shipping weight

Additional parts are needed if the scale has an offset transverse lever or a load cell in the pit. See pages 246-247 for add-on kits for your application.

HOWE®

Truck Scale

Kit No. H-673-K

Durasteel Scale Kits, Steel Fabricated T-Levers 20- and 30--Ton, Pit Type, 2-Section

MODELS:	TON	SEC	LENGTH	MODELS:	TON	SEC	LENGTH
	S 20	2	8		S 30	2	10
	S 30	2	8		S 30	2	12
	S 20	2	10		S 30	2	14

QTY	RL PN	EQUIV. HOWE #	DESCRIPTION
8.....	H616p.....	40802085.....	Pivot, load
4.....	H620p.....	40805312.....	Pivot, center pipe assembly
3.....	H621p.....	40801126.....	Pivot, tip main and transverse
2.....	H622.....	42103282.....	Bearing, shackle assembly
3.....	H623.....	42103281.....	Bearing, shackle assembly
8.....	H624.....	40805916.....	Bearing, load and fulcrum
2.....	H625.....	40805922.....	Bearing, fulcrum stand
8.....	H693.....	42040429.....	Anti friction plate
8.....			Screw

Consult Suggested list/29 lb shipping weight

Kit No. H-671-K

Suspension Kit For H-673-K

QTY	RL PN	EQUIV. HOWE #	DESCRIPTION
4.....	H711.....	42103228.....	Holder, bearing black
4.....	H712.....	42103227.....	Pin, top (saddle)
4.....	H713.....	42103226.....	Pin, bottom (trunnion)
8.....	H714L.....	62103221.....	Link

Consult Suggested list/139 lb shipping weight

Kit No. H-663-K

Durasteel Scale Kits, Steel Fabricated T-Levers 50- and 60-Ton, Pit Type, 4-Section

MODELS:	TON	SEC	LENGTH	MODELS:	TON	SEC	LENGTH
	S 50	4	45		S 60	4	45
	S 50	4	50		S 60	4	50
	S 50	4	60		S 60	4	60

QTY	RL PN	EQUIV. HOWE #	DESCRIPTION
16.....	H616P.....	40802085.....	Pivot, load
8.....	H620P.....	40805312.....	Pivot, center pipe assembly
5.....	H621P.....	40801126.....	Pivot, tip main and transverse
4.....	H622.....	42103282.....	Bearing, shackle assembly
5.....	H623.....	42103281.....	Bearing, shackle assembly
16.....	H624.....	40805916.....	Bearing, load and fulcrum
4.....	H625.....	40805922.....	Bearing, fulcrum stand
10.....	H693.....	42040429.....	Anti friction plate
10.....			Screw

Consult Suggested list/58 lb shipping weight

Truck Scale

Kit No. H-672-K

Suspension Kit For H-663-K

QTY	RL PN	EQUIV. HOWE #	DESCRIPTION
8.....	H711.....	42103228.....	Holder, bearing black
8.....	H712.....	42103227.....	Pin, top (saddle)
8.....	H713.....	42103226.....	Pin, bottom (trunnion)
16.....	H714L.....	62103221.....	Link

Consult Suggested list/280 lb shipping weight

Kit No. H-664-K

Durasteel Scale Kits, Steel Fabricated T-Levers 50- and 60-Ton, Pit Type, 5 Section

MODELS:	TON	SEC	LENGTH
S 50	5	70	
S 60	5	70	

QTY	RL PN	EQUIV. HOWE #	DESCRIPTION
20.....	H616P.....	40802085.....	Pivot, load
10.....	H620P.....	40805312.....	Pivot, center pipe assembly
6.....	H621P.....	40801126.....	Pivot, tip main and transverse
5.....	H622.....	42103282.....	Bearing, shackle assembly
6.....	H623.....	42103281.....	Bearing, shackle assembly
20.....	H624.....	40805916.....	Bearing, load and fulcrum
5.....	H625.....	40805922.....	Bearing, fulcrum stand
12.....	H693.....	42040429.....	Anti friction plate
12.....		10901952.....	Screw

Consult Suggested list/71 lb shipping weight

Kit No. H-684-K

Suspension Kit For H-664-K

QTY	RL PN	EQUIV. HOWE #	DESCRIPTION
10.....	H711.....	42103228.....	Holder, bearing black
10.....	H712.....	42103227.....	Pin, top (saddle)
10.....	H713.....	42103226.....	Pin, bottom (trunnion)
20.....	H714L.....	62103221.....	Link

Consult Suggested list/346 lb shipping weight

HOWE®

Truck Scale

Kit No. H-659-K

Self-Contained Portable Vehicle Scale, 2-Section, 20 ft x 10 ft and 25 ft x 10 ft, Models 1320 and 1325

Equiv. HOWE # 70819732

QTY	RL PN	EQUIV. HOWE #	DESCRIPTION
10.....	H616P	40802085	Pivot
3.....	H621P	40801126	Pivot
3.....	H622.....	42103282	Bearing
3.....	H623.....	42103281	Bearing
8.....	H624.....	40805916	Bearing
8.....	15263	20906224	Roll pin 1/4 in x 3/4 in
2.....	H645.....	42103716	Bearing
6.....	H693.....	42040429	Anti friction plates
6.....		10901952	Screw

Consult Suggested list/31 lb shipping weight

Kit No. H-660-K

Self-Contained Portable Vehicle Scale, 2-Section, 30 ft x 10 ft, Model 1330

Equiv. HOWE # 70819733

QTY	RL PN	EQUIV. HOWE #	DESCRIPTION
12.....	H616P	40802085	Pivot
3.....	H621P	40801126	Pivot
2.....	H622.....	42103282	Bearing
3.....	H623.....	42103281	Bearing
10.....	H624.....	40805916	Bearing
10.....	15263	20906224	Roll pin 1/4 in x 3/4 in
6.....	H693.....	42040429	Anti friction plates
6.....		10901952	Screw

Consult Suggested list/35 lb shipping weight

Kit No. H-671-K

Suspension Kit For H-659-K and H-660-K

QTY	RL PN	EQUIV. HOWE #	DESCRIPTION
4.....	H711.....	42103228	Bearing block with pin
4.....	H712.....	42103227	Pin, top (saddle)
4.....	H713.....	42103226	Pin, bottom (trunnion)
8.....	H714L.....	62103221	Link

Consult Suggested list/129 lb shipping weight

Truck Scale

Kit No. H-661-K

Self-Contained Portable Vehicle Scale, 4-Section, 40 ft x 10 ft and 50 ft x 10 ft, Models 2540 and 2550

QTY	RL PN	EQUIV. HOWE #	DESCRIPTION
24.....	H616P	40802085	Pivot
5.....	H621P	40801126	Pivot
4.....	H622.....	42103282	Bearing
5.....	H623.....	42103281	Bearing
16.....	H624.....	40805916	Bearing
16.....	15263	20906224	Roll pin 1/4 in x 3/4 in
4.....	H645.....	42103716	Bearing
10.....	H693.....	42040429	Anti friction plate
10.....	10901952	Screw

Consult Suggested list/64 lb shipping weight

Kit No. H-662-K

Self-Contained Portable Vehicle Scale, 4-Section, 60 ft x 10 ft, Model 2560 and PV 2660

QTY	RL PN	EQUIV. HOWE #	DESCRIPTION
24.....	H616P	40802085	Pivot
5.....	H621P	40801126	Pivot
4.....	H622.....	42103282	Bearing
5.....	H623.....	42103281	Bearing
24.....	H624.....	40805916	Bearing
20.....	15263	20906224	Roll pin 1/4 in x 3/4 in
10.....	H693.....	42040429	Anti friction plate
10.....	10901952	Screw

Consult Suggested list/73 lb shipping weight

Kit No. H-672-K

Suspension Kit For H-661-K, H-662-K and H-663-K

QTY	RL PN	EQUIV. HOWE #	DESCRIPTION
8.....	H711.....	42103228	Bearing block with pin
8.....	H712.....	42103227	Pin, top (saddle)
8.....	H713.....	42103226	Pin, bottom (trunnion)
16.....	H714L.....	62103221	Link

Consult Suggested list/258 lb shipping weight

HOWE®

Truck Scale

Kit No. H-675-K

Howe Durasteel Light Truck and Livestock Scales, Models 2811-2817, 1270 and 350

QTY	RL PN	EQUIV. HOWE #	DESCRIPTION
2	H616P	40802085	Pivot, 1/2 in x 1 1/8 in x 6 1/2 in, square both ends
1	H624	40805916	Bearing, 1 in x 1 in x 6 1/2 in, 1/4 in hole bottom
10	15263	20906224	Roll pin, 1/4 in x 3/4 in
8	H644	42102471	Ball, 2 3/8 in (Dia) cast
8	H655P	40803860	Pivot, 1/2 in x 1 1/8 in x 4 in, square both ends
4	H690	40816580	Bearing, 1/2 in x 1/2 in x 4 in
4	H691	40803894	Bearing, 1 in x 1 in x 4 in
2	H692P	40800899	Pivot, 1/2 in x 1 1/8 in x 1 3/16 in, tapered ends
1	H694P	40804124	Pivot, 37/64 in x 49/64 in x 2 1/2 in
2	H695	42111183	Bearing, 1/2 in x 1 1/8 in x 1 1/4 in
2	H696	42111184	Bearing, 1/2 in x 1 1/8 in x 1 1/4 in
5	15256	10902998	Roll pin, 3/16 in x 1 1/2 in

Consult Suggested list/31 lb shipping weight

Kit No. H-686-K

Add-On Kit, Load Cell In The Pit, 50- and 60-Ton, 4-Section

QTY	RL PN	EQUIV. HOWE #	DESCRIPTION
4	H604	42043940	Bearing
2	H609	42044398	Bearing
1	H623	42103281	Bearing
2	H612P	40801081	Pivot
4	H626P	40801080	Pivot
1	H621P	40801126	Pivot
2	H637	40801235	Knurled pin

Consult Suggested list/5 lb shipping weight

Kit No. H-687-K

Add-On Kit, Load Cell In the Pit, 50- and 60-Ton, 5-Section

QTY	RL PN	EQUIV. HOWE #	DESCRIPTION
4	H604	42043940	Bearing
2	H609	42044398	Bearing
4	H612P	40801081	Pivot
2	H613P	40801092	Pivot
4	H618	42043862	Friction plate
1	H621P	40801126	Pivot
2	H623	42103281	Bearing
4	H626P	40801080	Pivot
8	15263	20906224	Roll pin
4	15301	20905682	Roll pin
2	H637	40801235	Knurled pin

Consult Suggested list/10 lb shipping weight

Truck Scale

Kit No. H-688-K

Add-On Kit, Offset Transverse Lever, 50- and 60-Ton, 4-Section

QTY	RL PN	EQUIV. HOWE #	DESCRIPTION
2.....	H613P	40801092	Pivot
4.....	H617P	40801077	Pivot
2.....	H603.....	42043937	Bearing
4.....	H606.....	42043938	Bearing

Consult Suggested list/3 lb shipping weight

Kit No. H-689-K

Add-On Kit, Offset Transverse Lever, 80-Ton

QTY	RL PN	EQUIV. HOWE #	DESCRIPTION
2.....	H606.....	42043938	Bearing
2.....	H608.....	42044397	Bearing
2.....	H611P	40801090	Pivot
2.....	H613P	40801092	Pivot
2.....	H615P	40801076	Pivot
2.....	H617P	40801077	Pivot

Consult Suggested list/4 lb shipping weight

Railroad Track Scale

Kit No. H-1203-SRK

Suspension Kit for H-1203-RK

QTY	RL PN	EQUIV. HOWE #	SIZE	DESCRIPTION
8.....	H2503RR.....	42117581.....	3 x 3 1/4 in (Dia) x 12 1/8 in	Pin lower
8.....	H2504RR.....	6211785.....	2 in x 10 in x 21 7/8 in.....	Saddle block
16.....	H2505RRL.....	62117580.....	1 in x 10 1/4 in x 21 7/8 in	Link

Consult Suggested list/1,761 lb shipping weight

Kit No. H-1204-RK

Howe 200-Ton, 4-Section, Type 7 - 20 - 100, Cast Straight Lever System, Main Lever Casting #14205, 14205S and 60808935

QTY	RL PN	EQUIV. HOWE #	SIZE	DESCRIPTION
8.....	H2101RRP.....		1 in x 1 3/4 in x 5 in.....	Pivot, main lever tip
16.....	H2105RRP.....	40808259.....	1 in x 2 in x 8 in.....	Pivot, main lever fulcrum
8.....	H2107RRP.....	40808260.....	1 1/4 in x 2 1/4 in x 20 in ..	Pivot, main lever load
8.....	H2311RR.....	40810277.....	1 in x 1 15/16 in x 5 3/16 in	Bearing, main lever tip
16.....	H2300RR.....	44019193.....	2 in x 2 1/2 in x 7 1/2 in ...	Bearing, main lever fulcrum
8.....	H2313RR.....	40808238.....	1 in x 1 1/4 in x 20 1/4 in ..	Bearing, main lever load
4.....	H2102RRP.....		1 in x 2 in x 5 in 1/2 in.....	Pivot, end extension lever load
4.....	H2103RRP.....		1 in x 2 in x 5 in 1/2 in.....	Pivot, end extension lever load
4.....	H2302RR.....		2 in x 2 1/4 in x 4 1/2 in	Bearing, end extension lever fulcrum
2.....	H2309RR.....		1 1/4 in x 2 in x 3 in.....	Bearing, end extension lever tip
4.....	H2310RR.....		1 in x 2 in x 4 1/4 in.....	Bearing, end extension lever load
4.....	H2103RRP.....		1 in x 2 in x 5 1/2 in.....	Pivot, center extension lever load
4.....	H2103RRP.....		1 in x 2 in x 5 1/2 in.....	Pivot, center extension lever load
4.....	H2303RR.....		2 in x 2 3/16 in x 5 in.....	Bearing, center extension lever fulcrum
4.....	H2309RR.....		1 1/4 in x 2 in x 3 in.....	Bearing, center extension lever tip
4.....	H2310RR.....		2 in x 1 15/16 in x 4 1/2 in	Bearing, center extension lever load
2.....	H2108RRP.....	42128770.....	1 in x 2 in x 4 1/2 in.....	Pivot, transverse lever fulcrum
1.....	H2113RRP.....	40808238.....	3/4 in x 1 1/2 in x 3 1/2 in .	Pivot, transverse lever nose iron
1.....	H2116RRP.....	40808230.....	1 in x 2 in x 9 in.....	Pivot, transverse lever load
1.....	H2304RR.....		1 1/2 in x 1 3/4 in x 9 3/16 in	Bearing, transverse lever load
2.....	H2305RR.....	43019339.....	1 1/2 in x 1 5/8 in x 4 in	Bearing, transverse lever fulcrum
1.....	H2307RR.....	40820611.....	1 1/4 in x 1 3/4 in x 3 5/8 in	Bearing, transverse lever nose iron

Consult Suggested list/562 lb shipping weight

Kit No. H-1203-RK

Howe Railroad Track Scale, 4-Section, 205-Ton, Durasteel Fabricated Lever System, 20 in Pivots

QTY	RL PN	EQUIV. HOWE #	SIZE	DESCRIPTION
32.....	H2125RRP.....	60816859.....	3/4 in x 1 1/2 in x 10 in.....	Pivot, main lever load and fulcrum
4.....	H2126RRP.....	40809026.....	1/2 in x 1 1/8 in x 3 7/8 in.....	Pivot, main lever tip
8.....	H2127RRP.....	40808408.....	1/2 in x 1 1/8 in x 5 1/4 in.....	Pivot, torque tube load and fulcrum
1.....	H621P.....	40801126.....	1/2 in x 1 1/8 in x 2 1/4 in.....	Pivot, torque tube tip
32.....	H2325RRP.....	60807024.....	1 in x 1 in x 10 in	Bearing, main lever load and fulcrum
4.....	H2329RR.....	42117596.....	1 1/2 in x 1 3/4 in x 4 in.....	Bearing, main lever tip
4.....	H2328RR.....	42114956.....	1 1/2 in x 1 3/4 in x 4 1/2 in..	Bearing, torque tube load
4.....	H2322RR.....	k103229.....	1 in x 1 in x 5 in	Bearing, torque tube fulcrum
1.....	H623.....	42103281.....	5/8 in x 1 1/4 in x 2 3/8 in.....	Bearing, torque tube tip
10.....	H693.....	42040429.....	1 1/4 in (Dia)	Friction plate

Consult Suggested list/215 lb shipping weight

Railroad Track Scale

Kit No. H-1150-RK

Howe Railroad Track Scale, 4-Section, 150-Ton, Type 7 - 12 1/2 - 75
Cast Straight Lever System, Main Lever Casting #14691, 4081390

QTY	RL PN	EQUIV. HOWE #	SIZE	DESCRIPTION
8.....	H2100RRP	40805933	1 in x 1 3/4 in x 3 1/2 in	Pivot, main lever tip
16.....	H2103RRP		1 in x 2 in x 5 1/2 in	Pivot, main lever fulcrum
8.....	H2106RRP		1 in x 2 in x 12 1/2 in	Pivot, main lever fulcrum
8.....	H2108RRP		1 in x 2 in x 4 1/2 in	Pivot, center ext lever
4.....	H2122RRP		1 in x 2 in x 6 in	Pivot, end extension fulcrum
7.....	H2113RRP	40808238	3/4 in x 1 1/2 in x 3 1/2 in	Pivot, end and center extension tip
8.....	H2103RRP		1 in x 2 in x 5 1/2 in	Pivot, center ext. Load and fulcrum
1.....	H2123RRP		3/4 in x 2 in x 6 in	Pivot
16.....	H2301RRR	40820608	2 in x 2 1/2 in x 5 in	Bearing, main lever fulcrum
4.....	H2303RRR	42061650	2 in x 2 3/16 in x 5 in	Bearing
8.....	H2306RRR	40814207	1 1/2 in x 1 3/4 in x 3 9/16 in	Bearing
8.....	H2308RRR	42128770	1 1/2 in x 1 3/4 in x 3 9/16 in	Bearing
8.....	H2309RRR		1 1/4 in x 2 in x 3 in	Bearing
8.....	H2312RRR	40810276	1 in x 1 1/2 in x 12 5/8 in	Bearing, main lever load
9.....	H2307RRR	40820611	1 1/2 in x 1 3/4 in x 3 5/8 in	Bearing
4.....	H2302RRR		2 in x 2 3/16 in x 5 1/16 in	Bearing
1.....	H2317RRR	42114518	1 1/2 in x 1 3/4 in x 6 in	Bearing, transverse lever load
2.....	H2305RRR	43019339	1 1/2 in x 1 5/8 in x 4 in	Bearing, trans. Lever load fulcrum

Consult Suggested list/402 lb shipping weight

Kit No. H-1202-RK

Howe Railroad Track Scale, 4-Section, 200-Ton, Durasteel Fabricated Lever System, 25 in Pivots

QTY	RL PN	EQUIV. HOWE #	SIZE	DESCRIPTION
32.....	H2117RRP		3/4 in x 1 1/2 in x 12 3/8 in	Pivot
4.....	H2112RRP	40810276	3/4 in x 1 1/2 in x 5 in	Pivot
24.....	H2111RRP	40810277	3/4 in x 1 1/2 in x 6 1/2 in	Pivot
2.....	H611P	40801090	1/2 in x 1 1/8 in x 2 3/4 in	Pivot
1.....	H621P	40801126	1/2 in x 1 1/8 in x 2 1/4 in	Pivot
32.....	H2319RRR	40816724	1 in x 1 1/4 in x 12 3/8 in	Bearing
6.....	H2318RRR	40816725	1 in x 1 1/4 in x 6 1/2 in	Bearing
4.....	H2317RRR	4k114518	1 1/2 in x 1 3/4 in x 6 in	Bearing
4.....	H2316RRR	4k114517	1 1/2 in x 1 3/4 in x 5 1/8 in	Bearing
2.....	H2320RRR	41039539	1 in x 1 7/16 in x 2 3/8 in	Bearing
1.....	H622	42103282	5/8 in x 1 1/4 in x 2 3/8 in	Bearing
1.....	H623	42103281	5/8 in x 1 1/4 in x 2 3/8 in	Bearing, torque tube tip
6.....	H634	20906224	1/4 in (Dia) x 3/4 in	Roll pin
32.....	H674	20906148	3/8 in (Dia) x 1 1/2 in	Roll pin
10.....	H693	42040429	1 1/4 in (Dia)	Friction plate

Consult Suggested list/357 lb shipping weight

Kit No. H-1202-SRK

Suspension Kit for H-1202-RK

QTY	RL PN	EQUIV. HOWE #	SIZE	DESCRIPTION
16.....	H2500RRR	K114407	1 1/4 in x 10 1/2 in x 25 in	Link
8.....	H2501RRR	62121944	2 in x 12 in x 25 in	Upper block with pin
8.....	H2502RRR	K114397	4 in (Dia) x 12 1/2 in	Lower pin

Consult Suggested list/2405 lb shipping weight

Notes:

Lined area for notes with multiple horizontal lines.

CARDINAL

CARDINAL®

Cardinal Price Index By Rice Lake Weighing Systems PN

CARDINAL®

RL PN	SUGGESTED LIST	PAGE #	RL PN	SUGGESTED LIST	PAGE #	RL PN	SUGGESTED LIST	PAGE #
10029	CONSULT	225	109640	CONSULT	224	CM738	CONSULT	225
15232	CONSULT	XX	109641	CONSULT	224	CM739L	CONSULT	226
15263	CONSULT	223	109642	CONSULT	224	CM740	CONSULT	225
15266	CONSULT	Not Shown	109643	CONSULT	224	CM741	CONSULT	225
15274	CONSULT	223	109644	CONSULT	224	CM742P	CONSULT	218
15285	CONSULT	223	111251	CONSULT	228	CM743P	CONSULT	218
15295	CONSULT	Not Shown	154029	CONSULT	222	CM744P	CONSULT	218
15297	CONSULT	Not Shown	154030	CONSULT	222	CM745P	CONSULT	218
15306	CONSULT	Not Shown	156479	CONSULT	226,228	CM746P	CONSULT	219
22005	CONSULT	XX	CM701	CONSULT	223	CM747	CONSULT	223
22100	CONSULT	Not Shown	CM702	CONSULT	223	CM748P	CONSULT	224
44793	CONSULT	220	CM703P	CONSULT	224	CM749	CONSULT	225
46285	CONSULT	219	CM704P	CONSULT	224	CM750	CONSULT	218
46296	CONSULT	220	CM705	CONSULT	223	CM751	CONSULT	218
46299	CONSULT	221	CM706	CONSULT	223	CM752	CONSULT	218
46302	CONSULT	221	CM707	CONSULT	223	CM753	CONSULT	218
46307	CONSULT	219	CM708	CONSULT	223	CM754	CONSULT	218
46323	CONSULT	220	CM709	CONSULT	223	CM755	CONSULT	220
65351	CONSULT	219	CM710P	CONSULT	224	CM756	CONSULT	222
66219	CONSULT	227	CM711P	CONSULT	224	CM757	CONSULT	218
67297	CONSULT	229	CM712P	CONSULT	224	CM759	CONSULT	224
67497	CONSULT	229	CM713P	CONSULT	224	CM761P	CONSULT	219
69431	CONSULT	229	CM714P	CONSULT	224	CM762P	CONSULT	219
71005	CONSULT	220	CM715L	CONSULT	226	CM763	CONSULT	220
71006	CONSULT	218	CM715L-2	CONSULT	Not Shown	CM764	CONSULT	220
71008	CONSULT	220	CM716	CONSULT	225	CM765	CONSULT	227
89095	CONSULT	226,228	CM716-1	CONSULT	Not Shown	CM766	CONSULT	225
89099	CONSULT	225,228	CM717	CONSULT	225	CM767	CONSULT	227
89102	CONSULT	229	CM718	CONSULT	222	CM768	CONSULT	226
89103	CONSULT	229	CM719	CONSULT	222	CM769	CONSULT	221
89137	CONSULT	229	CM720	CONSULT	222	CM769-2	CONSULT	220
89223	CONSULT	225	CM721	CONSULT	222	CM770P	CONSULT	219
89286	CONSULT	221	CM725P	CONSULT	219	CM771	CONSULT	225
89289	CONSULT	226	CM726	CONSULT	219	CM772L	CONSULT	226
89438	CONSULT	228	CM727	CONSULT	221	CM773	CONSULT	221
89455	CONSULT	222	CM728	CONSULT	221	CM775L	CONSULT	226
89466	CONSULT	228	CM729	CONSULT	221	CM776	CONSULT	221
89728	CONSULT	228	CM730P	CONSULT	224	CM777	CONSULT	220
90815	CONSULT	222	CM731	CONSULT	223	CM778P	CONSULT	220
90836	CONSULT	222	CM732	CONSULT	220	CM779	CONSULT	227
90846	CONSULT	222	CM733	CONSULT	221	CM783	CONSULT	221
91765	CONSULT	228	CM734P	CONSULT	219	CM784L	CONSULT	226
94458	CONSULT	222	CM735P	CONSULT	219	CM785	CONSULT	227
94459	CONSULT	222	CM736	CONSULT	219	CM787	CONSULT	218
109639	CONSULT	224	CM737	CONSULT	227	CM789P	CONSULT	218

*Item obsolete or discontinued. When remaining stock is depleted, published prices are withdrawn and the item is subject to a special order quote.

XX Call for details.

Cardinal Cross Reference By Equivalent Cardinal Number

EQUIV. CARDINAL #	RL PN	PAGE #	EQUIV. CARDINAL #	RL PN	PAGE #	EQUIV. CARDINAL #	RL PN	PAGE #
100-1465	67297	229	0119-C068	CM785	227	1401-B008-2	CM734P	219
0102-C011	156479	226,228	0309-B003	CM773	221	1401-B009-1	CM735P	219
0103-B120-08	89099	225,228	0309-B044 C25	SZ16951	XX	1401-B011-1	CM770P	219
0103-C204-OA	111251	228	0309-C003-3	SZ17269	XX	1411-B004	CM732	220
0105-C071-OA	156480	XX	0309-C007-61	CM776	221	1411-B005	CM755	220
0112-B242-08	89223	225	0309-C008-60	CM783	221	1411-B006	CM769-2	220
0113-B374-08	SZ19209	XX	0309-C149-OA	SZ16950	XX	1411-B007	CM726	219
0119-B127-53	CM719 CM720 CM721	222	0309-0150-OA	SZ16949	XX	1411-B008	CM757	218
0119-B007	CM715L	226	0409-B013	CM769	220,221	1412-B001-3	CM702	XX
0119-B018	CM716	225	0409-B015	CM733	221	1412-B001-5	CM747	223
0119-B019	CM717	225	0409-B027	CM728	221	1412-B001-7	CM731	223
0119-B022	CM749	225	0409-B028	CM727	221	1412-B001-9	CM701	223
0119-B025	CM738	225	0409-B029	CM729	221	1412-B001-13	CM708	223
0119-B026	CM740	225	0409-B040 C10	nose iron	XX	1412-B001-19	CM707	223
0119-B028	CM766	225	0409-B051	nose iron	XX	1412-B012-13	CM708	223
0119-B013-1	CM756	222	0604-B090	71006	218	1417-B001	CM750	218
0119-B103-2	CM718	222	1400-B001-5	CM712P	224	1417-B002	CM787	218
0119-B125-52	CM759	224	1400-B001-9	CM703P	224	1417-B003	CM751	218
0119-B127-52	CM719	222	1400-B001-13	CM710P	224	14SRF	CM771	225
0119-B127-52	CM720	222	1400-B001-19	CM704P	224	16SRF	CM715L	226
0119-B127-52	CM721	222	1400-B001-21	CM748P	224	17SRF	CM717	225
0119-B195	CM784L	226	1400-B001-25	CM713P	224	24SR	CM788	XX
0119-B197	CM749	225	1400-B001-21		XX	26SR	CM768L	XX
0119-C007	CM784L	226	1400-B001-27		XX	27SR	CM766	XX
0119-C008	CM767	227	1400-B001-29	CM730P	224	44SRF	CM741	225
0119-C009	CM765	227	1400-B004	CM761P	219	46SRF	CM775L	226
0119-C010	CM779	227	1400-B005	CM789P	218	47SRF	CM738	225
0119-C011	CM790 SZ5617	XX	1400-B006	CM742P	218	61353-3	CM733	221
0119-C013	CM780	227	1400-B007	CM744P	218	C-37	CM727	221
0119-C014	CM739L	226	1400-B008	CM743P	218	C-38	CM728	221
0119-C016	CM737	227	1400-B009	CM745P	218	C-39	CM729	221
0119-C017	CM768L	XX	1401-B006-1	CM762P	219	C113	CM769	221
0119-C019	CM788	XX	1401-B006-3	CM746P	219	D68	CM733	221
0119-0040	66219	227	1401-B007-2	CM725P	219	2993-B021-08	89728	228
						6020-0060	15263	223

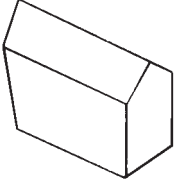
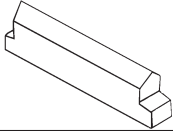
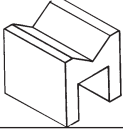

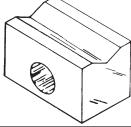
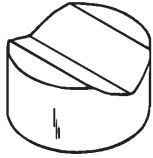
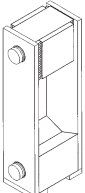
*Item obsolete or discontinued. When remaining stock is depleted, published prices are withdrawn and the item is subject to a special order quote.

XX Call for details.

CARDINAL®

Individual Cardinal Scale Parts

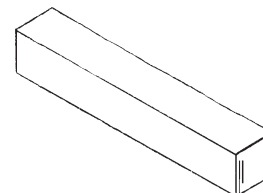
Dormant Scale Parts

RICE LAKE PN	DESCRIPTION	SUGG. LIST	
CM744P	Equiv. Cardinal no. 1400-B007 Size: 3/8 in x 3/4 in x 1 in Pivot, tapered ends	Consult	
CM742P	Equiv. Cardinal no. 1400-B006 Size: 3/8 in x 3/4 in x 1 1/4 in Pivot	Consult	
CM743P	Equiv. Cardinal no. 1400-B008 Size: 3/8 in x 3/4 in x 1 7/8 in Pivot	Consult	
CM789P	Equiv. Cardinal no. 1400-B005 Size: 3/8 in x 3/4 in x 2 3/8 in Pivot, tapered ends	Consult	
CM745P	Equiv. Cardinal no. 1400-B009 Size: 3/8 in x 3/4 in x 2 3/4 in Pivot	Consult	
CM752	Equiv. Cardinal no. 265 R15 Size: 15/16 in x 15/16 in x 1 in Bearing	Consult	
CM753	Equiv. Cardinal no. 265 R225, 1411-B007 Size: 15/16 in x 15/16 in x 1 in Bearing	Consult	
CM754	Equiv. Cardinal no. 265 R219 Size: 7/8 in x 7/8 in x 11/16 in Bearing	Consult	
CM757	Equiv. Cardinal no. 1411-B008, 265 R217 Size: 15/16 in x 1 3/8 in x 2 1/2 in Hole size: .515 in Bearing	Consult	
CM750	Equiv. Cardinal no. 1400-B001, 265R110 Size: 1 in dia x 9/16 in Bearing	Consult	
CM751	Equiv. Cardinal no. 1417-B003, 265 R21 Size: 1 1/4 in dia x 1 in Bearing	Consult	
CM787	Equiv. Cardinal no. 1417-B002 Size: 2 in dia x 1 3/8 in Bearing	Consult	
71006	Equiv. Cardinal no. 0604-B090 Size: 1 5/8 in x 1 in x 4 1/4 in Center connection	Consult	

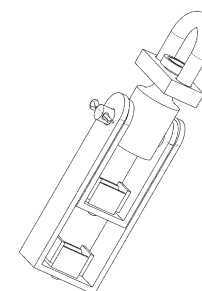
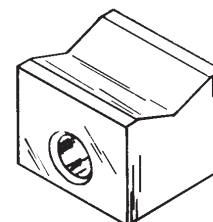
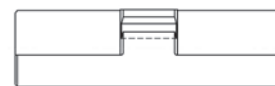
Individual Cardinal Scale Parts

Hopper Scale Parts

RICE LAKE PN	DESCRIPTION	SUGG. LIST
CM762P	Equiv. Cardinal no. 1401-B006-1 Size: 3/8 in x 3/8 in x 2 in Pivot	Consult
CM746P	Equiv. Cardinal no. 1401-B006-3 Size: 3/8 in x 3/8 in x 3 in Pivot	Consult
CM725P	Equiv. Cardinal no. 1401-B007-2 Size: 1/2 in x 1/2 in x 3 in Pivot	Consult
CM734P	Equiv. Cardinal no. 1401-B008-2 Size: 5/8 in x 5/8 in x 3 1/2 in Pivot	Consult
CM735P	Equiv. Cardinal no. 1401-B009-1 Size: 3/4 in x 3/4 in x 3 1/2 in pivot	Consult
65351	Equiv. Cardinal no. n/a Size: 3/4 in x 3/4 in x 3 1/2 in Pivot, stainless steel	Consult
CM770P	Equiv. Cardinal no. 1401-B011-1 Size: 1 in x 1 in x 5 in Pivot	Consult
46285	Pivot Size: 1 in dia x 3 1/2 in Use wedge 46286	Consult
CM761P	Equiv. Cardinal no. 1400-B004 Size: 1/4 in x 5/8 in x 7/8 in Pivot	Consult
46307	Equiv. Cardinal no. n/a Size: 1/4 in x 5/8 in x 7/8 in Pivot, stainless steel	Consult
CM726	Equiv. Cardinal no. 1411-B007 Size: 1 in x 7/8 in x 1 1/8 in Hole size: 21/64 in Bearing	Consult
CM736	Equiv. Cardinal no. n/a Size: 1 1/4 in x 1 in x 1 1/4 in Hole size: 25/64 in Bearing	Consult
89455	Equiv. Cardinal no. 0409-C017-OA Size: 1 1/4 in x 2 1/4 in x 9 3/8 in Center connection	Consult



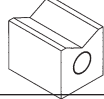

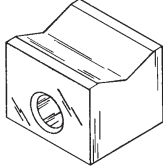
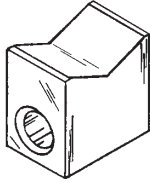
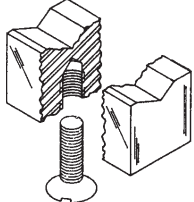
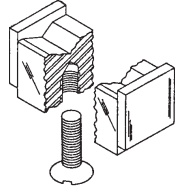
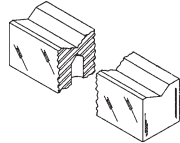
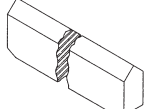
Must measure the size of old pivot with a micrometer. We will grind to size for CONSULT3.00 each



Individual Cardinal Scale Parts

Hopper Scale Parts (Cont.)

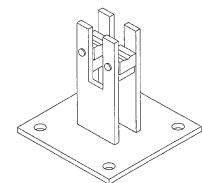
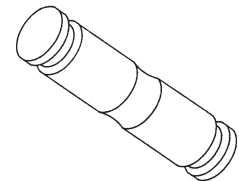
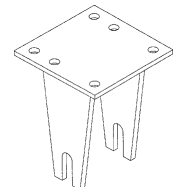
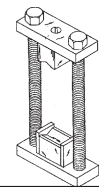
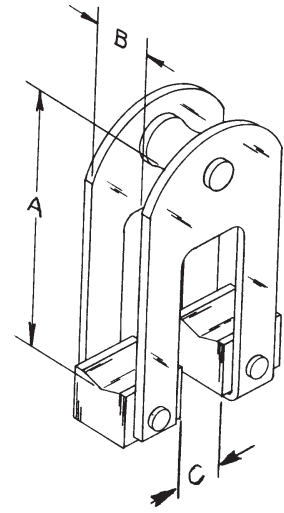
CARDINAL®

RICE LAKE PN	DESCRIPTION	SUGGESTED LIST	
71005	Equiv. Cardinal no. n/a Size: 1 in x 1 in x 1 1/4 in	Consult	
71008	Equiv. Cardinal no. n/a Size: 1 in x 1 1/4 in x 1 1/8 in With frictions	Consult	
CM755	Equiv. Cardinal no. 1411-B005 Size: 1 3/8 in x 15/16 in x 1 5/16 in Bearing	Consult	
46323	Equiv. Cardinal no. n/a Size: 1 3/8 in x 15/16 in x 1 5/16 in Bearings, stainless steel	Consult	
44793	Equiv. Cardinal no. n/a Size: 1 3/8 in x 1 3/8 in x 1 5/16 in Hole size: 3/8 in Bearing	Consult	
CM769-2	Equiv. Cardinal no. 1411-B006 Size: 1 3/4 in x 1 1/2 in x 1 13/16 in Hole size: 5/8 in Bearing	Consult	
CM732	Equiv. Cardinal no. 1411-B004 Size: 25/32 in x 25/32 in x 17/32 in Hole size: 1/4 in - offset Bearing	Consult	
CM763	Equiv. Cardinal no. n/a Size: 3/4 in x 3/4 in x 1 in Hole size: 1/4-20 thread Bearing Screw not included Use screw, Rice Lake PN 22005	Consult	
CM764 46296	Equiv. Cardinal no. n/a Size: 3/4 in x 3/4 in x 1 1/4 in SST Hole size: 1/4-20 thread Bearing, with friction plates Screw not included Use screw, Rice Lake PN 22005	Consult Consult	
CM777	Equiv. Cardinal no. n/a Size: 3/4 in x 3/4 in x 4 5/8 in Hole size: 1/4 in dia	Consult	
CM778P	Equiv. Cardinal no. n/a Size: 3/8 in x 3/4 in x 4 5/8 in Pivot	Consult	

Individual Cardinal Scale Parts

Hopper Scale Parts (Cont.)

RICE LAKE PN	DESCRIPTION	SUGG. LIST
CM728	Equiv. Cardinal no. C-38, 0409-B027 Size: A. 2 in B. 3/4 in C. 9/16 in Assembly includes CM732 bearings And Rice Lake PN 15266 pins	Consult
CM727	Equiv. Cardinal no. C-37, 0409-B028 Size: A. 3 1/8 in B. 1 in C. 9/16 in Assembly includes Rice Lake PN CM726 Bearings and Rice Lake PN 22100 pins	Consult
CM729	Equiv. Cardinal no. C-39, 0409-B029 Size: A. 4 in B. 1 3/8 in C. 1 in Assembly includes Rice Lake PN CM755 Bearings and Rice Lake PN 15295 pins Cotter pin pn15232	Consult
46299	Equiv. Cardinal no. C-39, 0409-B029 Size: A. 4 in B. 1 3/8 in C. 1 in assembly includes bearing PN 46323 and pin PN 47992 stainless steel	Consult
89286	Equiv. Cardinal no. Size A. 3 13/16 in B. 1 3/8 in C. 1 in New style CM729 with taller Bearings, PN 44793	Consult
CM769	Equiv. Cardinal no. C113, 0409-B013 Size: A. 4 1/4 in B. 1 3/4 in C. 1 1/2 in Assembly includes Rice Lake PN CM769-2 Bearings and Rice Lake PN 15306 pins	Consult
CM733	Equiv. Cardinal no. D68, 61353-3, 0409-B015 Size of plate: 1 in x 3/8 in x 2 3/4 in Size of bearing: 3/4 in x 3/4 in x 1 in Size of bolt: 3/8 in - 16 in x 6 in Upper bearing: Rice Lake PN CM763 Lower bearing: Rice Lake PN CM764	Consult
CM776	Equiv. Cardinal no. 0309-C007-61 Base: 8 in x 8 in Total height: 10 1/2 in FS2.5, FS3, FS4 See page xxx for other chair	Consult
CM773	Equiv. Cardinal no. 0309-B003 Size: 1 1/4 in dia x 5 1/4 in Trunnion pin FS2.5, FS3, FS4	Consult
46302	Equiv. Cardinal no. Size: 1 1/4 in dia x 5 1/4 in SST Trunnion pin FS2.5, FS3, FS4	Consult
CM783	Equiv. Cardinal no. 0309-C008-60 Base: 8 in x 8 in Total height: 8 in Assembly includes Rice Lake PN CM755 Bearings and Rice Lake PN 15297 pins FS2.5, FS3, FS4 See page 328 for other stands	Consult

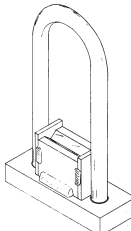
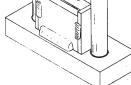
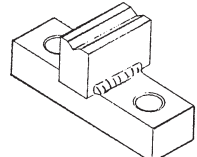
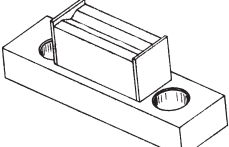
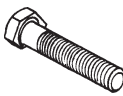


CARDINAL®

Individual Cardinal Scale Parts

Truck Scale Parts

CARDINAL®

RICE LAKE PN	DESCRIPTION	SUGGESTED LIST	
CM718	Equiv. Cardinal no. 0119-B103-2 Size: bearing, 1 5/8 in long 3 1/4 in loop length, inside Transverse lever tip loop	Consult	
CM756	Equiv. Cardinal no. 0119-B103-1 Size: bearing, 2 1/8 in long 3 1/2 in inside loop length Transverse lever tip loop	Consult	
CM719	Equiv. Cardinal no. 0119-B127-52 Size: bearing, 2 1/8 in long Total length 5 in Between holes 3 1/4 in center to center Hole size: 11/16 in Upper center connection	Consult	
CM720	Equiv. Cardinal no. 0119-B127-52 Size: bearing, 2 1/8 in long Total length 5 in Between holes 3 1/4 in center to center Hole size: 11/16 in Lower center connection	Consult	
*CM721	Equiv. Cardinal no. 0119-B127-52 Size: 5/8 in in dia x 18 in long Main lever shackle bolt Other bolts listed below	Consult	

*OTHER BOLTS AVAILABLE

RICE LAKE PN	DESCRIPTION	SUGGESTED LIST
154030.....	1/2 in - 13 x 16 in	Consult
90846.....	5/8 in - 11 x 8 in	Consult
90836.....	5/8 in - 11 x 13 in	Consult
90815.....	5/8 in - 11 x 16 in	Consult
CM721	5/8 in - 11 x 18 in	Consult
154029.....	3/4 in - 10 x 12 in	Consult
94458.....	3/4 in - 10 x 15 in	Consult
94459.....	3/4 in - 10 in x 21 in.....	Consult
.....	7/8 in - 9 in x 19 in.....	CONSULT

*Item obsolete or discontinued. When remaining stock is depleted, published prices are withdrawn and the item is subject to a special order quote.

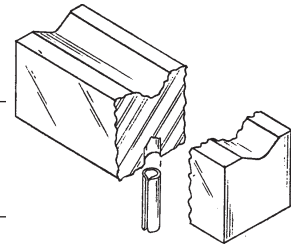
XX Call for details.

Individual Cardinal Scale Parts

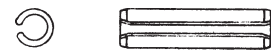
Truck Scale Parts (Cont.)

RICE LAKE PN	DESCRIPTION	SUGGESTED LIST
CM705	Equiv. Cardinal no. n/a Size: 1 in x 1 in x 1 1/2 in long Bearing	Consult
CM706	Equiv. Cardinal no. n/a Size: 1 in x 1 in x 1 3/4 in long Bearing	Consult
CM701	Equiv. Cardinal no. 1412-B001-9 Size: 1 in x 1 in x 2 in long Bearing	Consult
CM707	Equiv. Cardinal no. 1412-B001-19 Size: 1 in x 1 in x 4 in long Bearing	Consult
CM708	Equiv. Cardinal no. 1412-B001-13 Size: 1 in x 1 in x 5 in long Bearing	Consult
CM702	Equiv. Cardinal no. 1412-B001-3 Size: 1 in x 1 in x 6 in long Bearing	Consult
CM709	Equiv. Cardinal no. n/a Size: 1 in x 1 in x 7 in long Bearing	Consult
CM747	Equiv. Cardinal no. 1412-B001-5 Size: 1 in x 1 in x 8 in long Bearing	Consult
CM731	Equiv. Cardinal no. 1412-B001-7 Size: 1 in x 1 in x 10 in long Bearing	Consult
15274	Equiv. Cardinal no. n/a Size: 5/16 in dia x 3/4 in Roll pin	Consult
15263	Equiv. Cardinal no. n/a Size: 1/4 in dia x 3/4 in Roll pin	Consult
15285	Equiv. Cardinal no. Na Size: 3/8 in dia x 1 in Roll pin	Consult

HOLE SIZE ON ALL BEARINGS
5/16 in DIAMETER



PIN SOLD SEPARATELY
BELOW

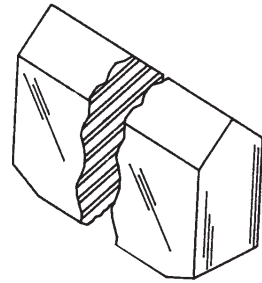


Individual Cardinal Scale Parts

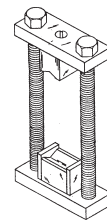
Truck Scale Parts (Cont.)

CARDINAL®

RICE LAKE PN	DESCRIPTION	SUGGESTED LIST
CM710P	Equiv. Cardinal no. 1400-B001-13 Size: 1/2 in x 1 1/8 in x 1 1/2 in long Pivot:	Consult
109639	0.484 in x 1 in x 1 1/2 in	Consult
CM711P	Equiv. Cardinal no. n/a Size: 1/2 in x 1 1/8 in x 1 3/4 in long Pivot:	Consult
CM703P	Equiv. Cardinal no. 1400-B001-9 Size: 1/2 in x 1 1/8 in x 2 in long Pivot:	Consult
109640	0.484 in x 1 in x 2 in	Consult
CM712P	Equiv. Cardinal no. 1400-B001-5 Size: 1/2 in x 1 1/8 in x 3 7/8 in long Pivot:	Consult
109641	0.484 in x 1 in x 3 7/8 in	Consult
CM713P	Equiv. Cardinal no. 1400-B001-25 Size: 1/2 in x 1 1/8 in x 5 in long Pivot:	Consult
109642	0.484 in x 1 in x 5 in	Consult
CM704P	Equiv. Cardinal no. 1400-B001-19 Size: 1/2 in x 1 1/8 in x 6 in long Pivot:	Consult
109643	0.484 in x 1 in x 6 in	Consult
*CM714P	Equiv. Cardinal no. n/a Size: 1/2 in x 1 1/8 in x 7 in long Pivot:	Consult
CM748P	Equiv. Cardinal no. 1400-B001-21 Size: 1/2 in x 1 1/8 in x 8 in long Pivot:	Consult
109644	0.484 in x 1 in x 8 in	Consult
CM730P	Equiv. Cardinal no. 1400-B001-29 Size: 1/2 in x 1 1/8 in x 10 in long Pivot:	Consult
CM759	Equiv. Cardinal no. 0119-B125-52 Size: 1 3/4 in x 4 in x 15 in long Shackle	Consult



**ALL PIVOTS ARE
0.495 in W x 1.125 in H**
When ordering, measure
height and thickness. This
may vary. CONSULT \$3.00 net
charge each for grinding
to size.

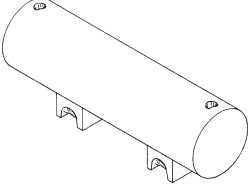
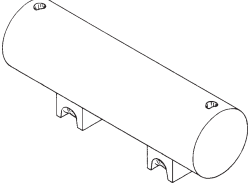
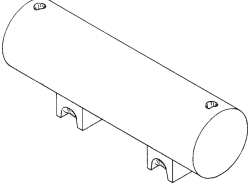
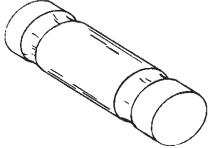

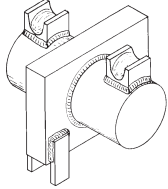
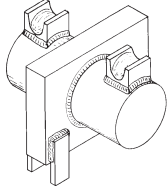
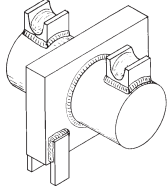
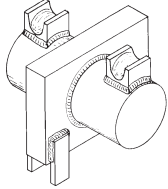
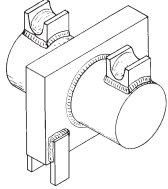
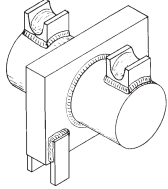


*Item obsolete or discontinued. When remaining stock is depleted, published prices are withdrawn and the item is subject to a special order quote.

XX Call for details.

Individual Cardinal Scale Parts

Truck Scale Parts (Cont.)

RICE LAKE PN	DESCRIPTION	SUGGESTED LIST	
CM738	Equiv. Cardinal no. 0119-B025, 47SRF Size: 1 3/4 in dia x 8 1/4 in long Use with CM740 or CM741 Trunnion (link pin)	Consult	
CM717	Equiv. Cardinal no. 0119-B019, 17SRF Size: 2 in dia x 9 1/4 in long Use with CM716, CM771, or CM749 Trunnion (link pin)	Consult	
CM766	Equiv. Cardinal no. 27SR and 0119-B028 Size: 1 1/4 in dia x 6 3/8 in long Use with CM788 and CM768L Trunnion (link pin)	Consult	
89099	Equiv. Cardinal no. 0103-B120-08 Size: 2 1/2 in dia x 11 1/4 in Trunnion old style; model EPR	Consult	
89223	Equiv. Cardinal no. 0112-B242-08 Size: 6 in x 4 1/2 in x 27 3/4 in Trunnion; model LPL	Consult	
CM740	Equiv. Cardinal no. 0119-B026 Size: 5 3/4 in x 3/8 in x 4 1/2 in Welded on tabs to hold bearing Use bearing CM708 and link CM739L Type A	Consult	
CM741	Equiv. Cardinal no. 44SRF Size: 5 3/4 in x 2 5/8 in x 4 1/2 in Machined slot to hold bearing Use bearing CM708 and link CM775L Type B	Consult	
CM716	Equiv. Cardinal no. 0119-B018, 14SRF Size: 5 3/4 in x 4 in x 5 1/2 in Welded on tabs to hold bearing Use bearing CM702 and link CM715L Type A	Consult	
CM771	Equiv. Cardinal no. 14SRF Size: 5 3/4 in x 3 1/4 in x 5 1/2 in Machined slot to hold bearing Use bearing CM702 and link CM772L Type A	Consult	
CM749	Equiv. Cardinal no. 0119-B022, 0119-B197 Size: 5 3/4 in x 4 in x 7 1/2 in Welded on tab to hold bearing Use bearing CM747 and link CM784L Type A	Consult	
10029	Equiv. Cardinal no. 24SR and 0119-C019 Size: 4 1/4 in x 2 in x 3 3/8 in Use with CM766 and CM768L Type B (casting)	Consult	

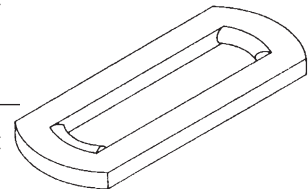
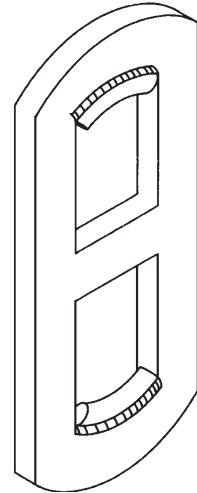
CARDINAL®

Individual Cardinal Scale Parts

Truck Scale Parts (Cont.)

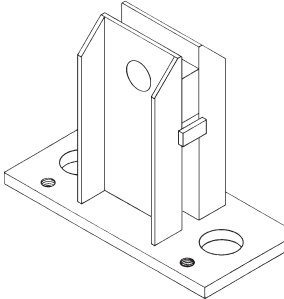
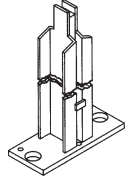
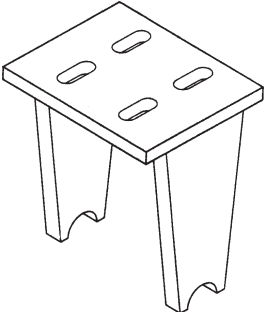
CARDINAL®

RICE LAKE PN	DESCRIPTION	SUGGESTED LIST
CM739L	Equiv. Cardinal no. 0119-C014 Size: 5/8 in x 4 1/8 in x 12 3/8 in Inside length: 8 3/4 in Use with saddle block CM740	Consult
CM775L	Equiv. Cardinal no. 46SRF Size: 5/8 in x 4 1/4 in x 11 3/8 in Inside length: 7 3/4 in Use with saddle block CM741	Consult
CM715L	Equiv. Cardinal no. 0119-B007,16SRF Size: 5/8 in x 4 7/8 in x 13 3/8 in Inside length: 9 1/2 in Use with saddle block CM716	Consult
CM772L	Equiv. Cardinal no. n/a Size: 5/8 in x 5 in x 12 5/16 in Inside length: 8 3/4 in Use with saddle block CM771	Consult
CM784L	Equiv. Cardinal no. 0119-C007, 0119-B195 Size: 5/8 in x 6 in x 14 1/4 in Inside length: 9 3/8 in Use with saddle block CM749	Consult
CM768	Equiv. Cardinal no. 26SR and 0119-C017 Size: 1/2 in x 3 5/8 in x 10 1/4 in Inside length: 7 1/4 in Use with saddle block CM788	Consult
89289	Equiv. Cardinal no. 0112-C246-OA Size: 5/8 in x 5 in x 14 1/2 in Inside length: 10 3/4 in Link models LP	Consult
156479	Equiv. Cardinal no. 102-C019A Size: 5/8 in x 5 in x 10 in Inside length: 6 in Link model EPR, 35k load cells	Consult
89095	Equiv. Cardinal no. 0103-C121-OA Size: 3/4 in x 6 in x 12 in Inside length: 7 in Link, model EPR, 50K CELLS	Consult
156480	Equiv. Cardinal no. 0105-C071-OA Size: 1 in x 6 in x 12 in Inside length: 7 in Link model EPR, 75k load cells	Consult



Individual Cardinal Scale Parts

Truck Scale Stands and Chairs

RICE LAKE PN	DESCRIPTION	SUGGESTED LIST	
CM737	Equiv. Cardinal no. 0119-C016 Base: 6 in x 13 in x 10 1/2 in Height: 9 3/8 in to bearing For 5 in bearing, CM708 Used in 20- and 25-ton, two-section 40-Ton, 3 section scale scales; stand	Consult	
CM765	Equiv. Cardinal no. 0119-C009 Base: 8 in x 14 in Height: 12 1/2 in For 6 in bearing, CM702 Used in 30-, 50- and 60-ton scales; stand	Consult	
CM779	Equiv. Cardinal no. 0119-C010 Base: 8 in x 14 in Height: 12 1/2 in For 8 in bearing, CM747 Used in 80-ton scale; stand	Consult	
66219	Equiv. Cardinal no. 0119-C040 Size: 5 in x 8 in x 6 in For PV scales	Consult	
CM785	Equiv. Cardinal no. 0119-C068 Base: 6 in x 14 in Height, total: 23 in Torque tube stand	Consult	
CM767	Equiv. Cardinal no. 0119-C008 Base: 8 in x 10 in Height: 12 1/4 in Use with CM717 trunnion pin Used in 30-ton, 2 section, 50-, 60- And 80-ton, 2, 4 and 5 section scales Chair	Consult	

CARDINAL®

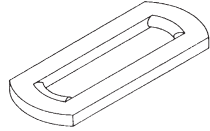
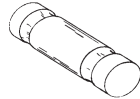

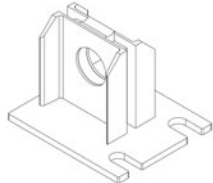
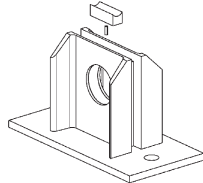
*Item obsolete or discontinued. When remaining stock is depleted, published prices are withdrawn and the item is subject to a special order quote.

XX Call for details.

Individual Cardinal Scale Parts

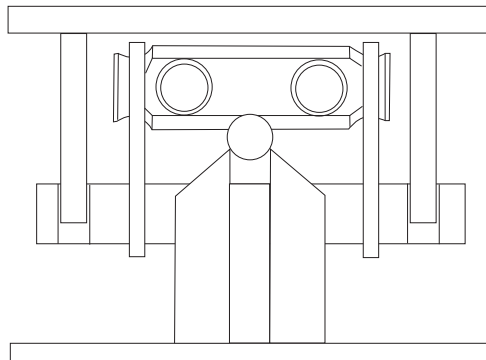
Model EPR Truck Scale

CARDINAL®

RICE LAKE PN	DESCRIPTION	SUGGESTED LIST	
156479	Equiv. Cardinal no. 102-C019A Size: 5/8 in x 5 in x 10 in Inside length: 6 in Link model EPR 35k load cells	CONSULT	
89095	Equiv. Cardinal no. 0103-C121-OA Size: 3/4 in x 6 in x 12 in Link 7 in id 50k load cell	Consult	
156480	Equiv. Cardinal no. 0105-C071-OA Size: 1 in x 6 in x 12 in Inside length: 7 in Link model epr 75k load cells	Consult	
89099	Equiv. Cardinal no. 0103-B120-08 Size: 2 1/2 in dia x 11 1/4 in Trunnion	Consult	
89438	Equiv. Cardinal no. 2993-B036-08 Size: 1 1/4 in dia x 3 5/8 in Rocker pivot	Consult	
89466	Equiv. Cardinal no. 0103-C127-OA Size: 11 in x 13 in x 9 in high Stand side access With bearing insert PN 89728	Consult	
111251	Equiv. Cardinal 0103-C204-OA Size: 11 in x 13 in x 9 in high Stand, top access With bearing insert PN 89728	Consult	
89728	Equiv. Cardinal no. 2993-B021-08 bearing 1 in x 1 in x 3 in	Consult	
91765	Equiv. Cardinal no DB50000S Load cell 50k	Consult	

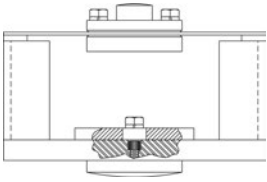
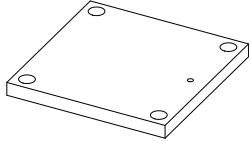
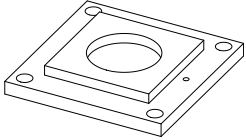
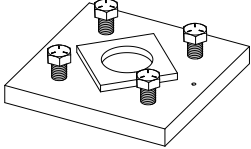
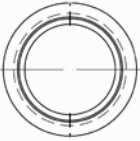

Cardinal Diagram

NOTE: Diagram not to scale



Individual Cardinal Scale Parts

Electronic Truck Scale

RICE LAKE PN	DESCRIPTION	SUGGESTED LIST	
67297	Equiv. Cardinal no. 100-1465 Size: 6 in W x 7 5/16 in H x 11 in L Load cell box	Consult	
89102	Equiv. Cardinal no. Size: 1/2 in x 6 in x 6 in Top plate, no retainer	Consult	
89103	Equiv. Cardinal no. 0146-B018-OA Size 1/2 in x 6 in x 6 in Top plate For truck scales with SCA 50 k Load cells	Consult	
89137	Equiv. Cardinal no. Size: 1 in x 9 in x 9 in Base plate with leveling lugs For truck scales with SCA 50 k Load cells	Consult	
69431	Equiv. Cardinal no. Size: 2 1/4 in dia x 13/16 in tall Load cups with o-ring For truck scales with SCA 50 k Load cells	Consult	
67497	Equiv. Cardinal no. 3501-B034 Size: 3/4 in thick x 4 in dia Button at top of this page For bottom of PN 67297	Consult	

CARDINAL®

CARDINAL KITS

CARDINAL®

Cardinal Kit Price Index By Rice Lake PN

RL PN	SUGGESTED LIST	PAGE #	RL PN	SUGGESTED LIST	PAGE #	RL PN	SUGGESTED LIST	PAGE #
CM-751-K	CONSULT	236	CM-759-K	CONSULT	240	CM-767-K	CONSULT	241
CM-752-K	CONSULT	236	CM-760-K	CONSULT	238	CM-768-K	CONSULT	241
CM-753-K	CONSULT	237	CM-761-K	CONSULT	237	CM-769-K	CONSULT	239
CM-754-K	CONSULT	237	CM-762-K	CONSULT	237	CM-770-K	CONSULT	239
CM-755-K	CONSULT	238	CM-763-K	CONSULT	236	CM-771-K	CONSULT	239
CM-756-K	CONSULT	240	CM-764-K	CONSULT	236			
CM-757-K	CONSULT	242	CM-765-K	CONSULT	243			
CM-758-K	CONSULT	242	CM-766-K	CONSULT	243			

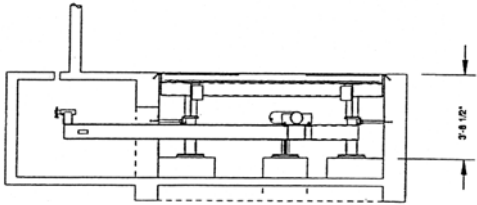
Cardinal Kit Reference By Capacity

CAPACITY	RICE LAKE PN	PAGE #	CAPACITY	RICE LAKE PN	PAGE #	CAPACITY	RICE LAKE PN	PAGE #
Pivot and Bearing Kits			Suspension Kits			Dormant Scales		
15 TON	CM-751-K	236	15 TON	CM-764-K	236	6,500 LB	CM-765-K	243
20 AND 25 TON	CM-752-K	236	20 AND 25 TON	CM-763-K	236	12,000 LB	CM-766-K	243
30 TON	CM-753-K	237	30 TON	CM-762-K	237	50 AND 60 TON	CM-767-K	241
40 TON	CM-754-K	237	40 TON	CM-761-K	237	50 AND 60 TON	CM-768-K	241
50 TON	CM-755-K	238	50 TON	CM-760-K	238	50 TON	CM-769-K	239
50 AND 60 TON	CM-756-K	240	50 AND 60 TON	CM-759-K	240	50 TON	CM-770-K	239
80 TON	CM-757-K	242	80 TON	CM-758-K	242	50 TON	CM-771-K	239

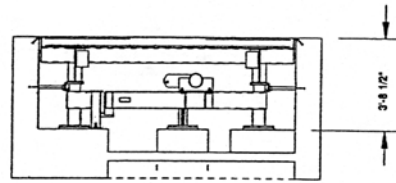
Cardinal Truck Scale Profile

Typical Height Dimensions

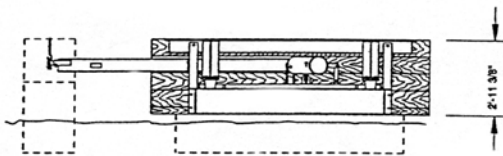
SR MECHANICAL PIT TYPE



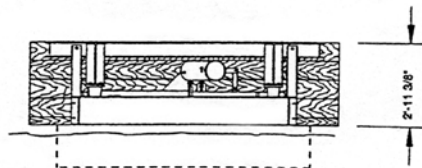
SRICE LAKE MECHANICAL PIT TYPE WITH SINGLE LOAD CELL




PR MECHANICAL PORTABLE TYPE




PRICE LAKE MECHANICAL PORTABLE TYPE WITH SINGLE LOAD CELL



LP-2 MECHANICAL LOW PROFILE WITH STEEL DECK



LP-2C MECHANICAL LOW PROFILE WITH CONCRETE DECK

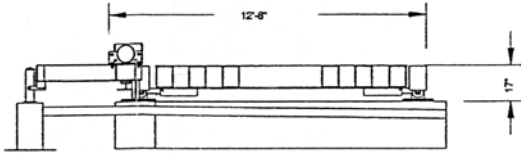


Cardinal Truck Scale Profile

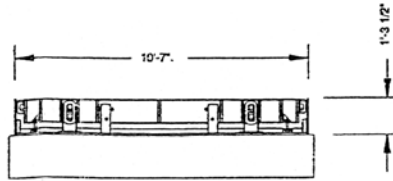
Typical Height Dimensions

CARDINAL®

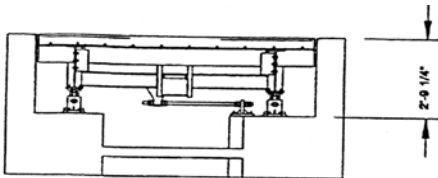
LPL-3 MECHANICAL LOW PROFILE, FLAT TOP, SINGLE LOAD CELL



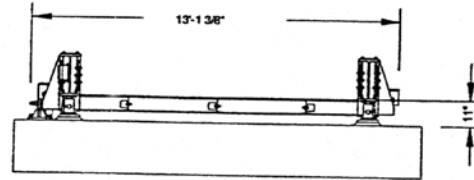
EPR ELECTRONIC LOW PROFILE PORTABLE



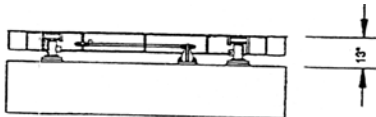
SRC ELECTRONIC PIT TYPE



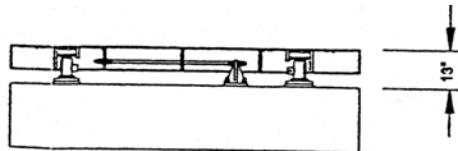
PRC-H ELECTRONIC LOW PROFILE WITH HIPS



PRC-1 ELECTRONIC LOW PROFILE, FLAT TOP, STEEL DECK

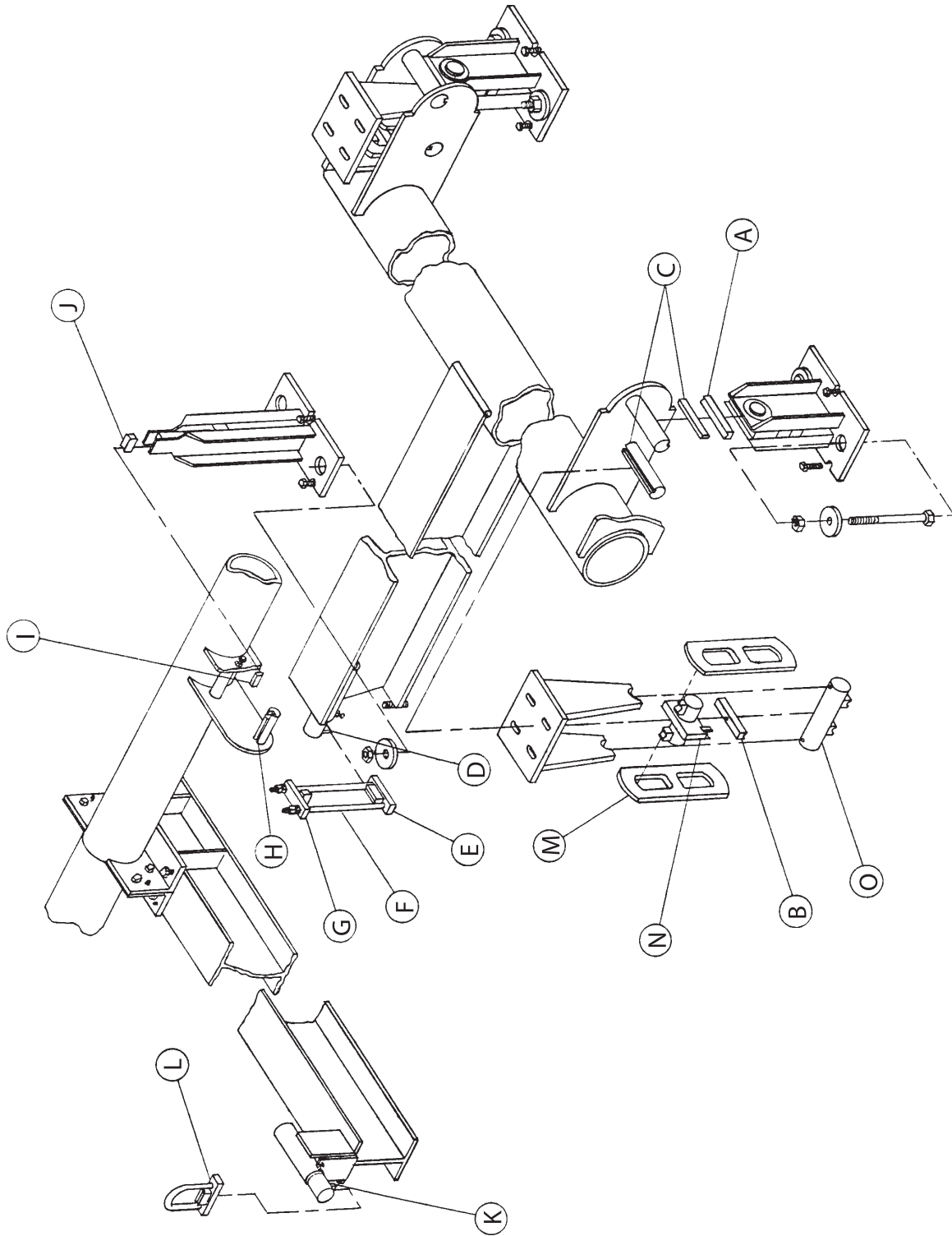


PRC-1-C ELECTRONIC LOW PROFILE FLAT TOP CONCRETE DECK



Cardinal Motor Truck Scale

REFERENCE SHEET



MEASURE LOAD OR FULCRUM PIVOT HEIGHT AND WIDTH BEFORE ORDERING

CARDINAL®

Truck Scale

CARDINAL®

Kit No. CM-751-K

Pivot and Bearing Kit For Model 1522SR, 2-Section, 15-Ton, 22-Ft. Truck Scale* SR, SRice Lake, PR and PRice Lake

REF #	QTY	RICE LAKE PN	EQUIV. CARDINAL #	DESCRIPTION
A	4	CM707	1412-B001-19	Bearing, fulcrum
B	4	CM707	1412-B001-19	Bearing, load
C	8	CM712P	1400-B001-5	Pivot, load and fulcrum
D	2	CM710P	1400-B001-13	Pivot, tip
E, F, G	2	CM758	0119-B125-51	Shackle assembly
H	2	CM712P	1400-B001-5	Pivot, load
I	2	CM703P	1400-B001-9	Pivot, fulcrum
J	2	CM701	1412-B001-9	Bearing, fulcrum
K	1	CM710P	1400-B001-13	Pivot, tip
L	1	CM718	0119-B103-2	Loop, tip

**ALL PIVOTS ARE
0.495 in W x 1.125 in H**
When ordering, measure height and thickness. This may vary. **CONSULT 3.00 net charge each for grinding to size.**

Consult Suggested list/32 lb shipping weight

Kit No. CM-764-K

Suspension Kit For CM-751-K

REF #	QTY	RICE LAKE PN	EQUIV. CARDINAL #	DESCRIPTION
M	8	CM768	0119-C017 (26SR)	Link
N	4	CM788	0119-C019 (24SR)	Saddle block
O	4	CM766	0119-B028	Trunnion

Consult Suggested list/47 lb shipping weight

Kit No. CM-752-K

Pivot and Bearing Kit For Models 2024SR, 2010 APL Axle Load 2034SR, 2524SR, 2-Section, 20-Ton, 24- and 34-Ft. Truck Scale, 2-Section, 25-Ton, 24-Ft. Truck Scale* SR, SRice Lake, PR and PRice Lake

REF #	QTY	RICE LAKE PN	EQUIV. CARDINAL #	DESCRIPTION
A	4	CM708	1412-B001-13	Bearing, fulcrum
B	4	CM708	1412-B001-13	Bearing, load
C	8	CM713P	1400-B001-25	Pivot, lead and fulcrum
D	2	CM710P	1400-B001-13	Pivot, tip
E, F, G	2	CM759	0119-b125-52	Shackle assembly
H	2	CM712P	1400-B001-5	Pivot, load
I	2	CM703P	1400-B001-9	Pivot, fulcrum
J	2	CM701	1412-B001-9	Bearing, fulcrum
K	1	CM710P	1400-B001-13	Pivot, tip
L	1	CM718	0119-b103-2	Loop, tip

**ALL PIVOTS ARE
0.495 in W x 1.125 in H**
When ordering, measure height and thickness. This may vary. **CONSULT 3.00 net charge each for grinding to size.**

Consult Suggested list/36 lb shipping weight

Kit No. CM-763-K

Suspension Kit For CM-752-K

REF #	QTY	RICE LAKE PN	EQUIV. CARDINAL #	DESCRIPTION
M	8	CM739L	0119-C014	Link
N	4	CM740	0119-B026	Saddle block
O	4	CM738	0119-B025, 47SRF	Trunnion

Consult Suggested list/100 lb shipping weight

* Measure load or fulcrum pivot height and width before ordering.

Truck Scale

Kit No. CM-753-K

Pivot and Bearing Kit For Models 3024SR, 3034SR, 2-Section, 30-Ton, 24- and 34-Ft. Truck Scale SR, SRice Lake, PR and PRice Lake

REF #	QTY	RICE LAKE PN	EQUIV. CARDINAL #	DESCRIPTION
A	4	CM702	1412-B001-3	Bearing, fulcrum
B	4	CM702	1412-B001-3	Bearing, load
C	8	CM704P	1400-B001-19	Pivot, load and fulcrum
D	2	CM703P	1400-B001-9	Pivot, tip
E	2	CM720	0119-B127-52	Bearing, lower shackle
F	4	CM721	0119-B127-52	Bolt, shackle
G	2	CM719	0119-B127-52	Bearing, upper shackle
H	2	CM712P	1400-B001-5	Pivot, load
I	2	CM703P	1400-B001-9	Pivot, fulcrum
J	2	CM701	1412-B001-9	Bearing, fulcrum
K	1	CM703P	1400-B001-9	Pivot, tip
L	1	CM756	0119-b103-1	Loop, tip

ALL PIVOTS ARE
0.495 in W x 1.125 in H
 When ordering, measure height and thickness. This may vary. **CONSULT3.00 net charge each for grinding to size.**

Consult Suggested list/40 lb shipping weight

Kit No. CM-762-K

Suspension Kit For CM-753-K

REF #	QTY	RICE LAKE PN	EQUIV. CARDINAL #	DESCRIPTION
M	8	CM715L	0119-B007 (16SRF)	Link
N	4	CM716	0119-B018 (14SRF)	Saddle block
O	4	CM717	0119-B019 (17SRF)	Trunnion

Consult Suggested list/140 lb shipping weight

Kit No. CM-754-K

Pivot and Bearing Kit For Model 4040SR, 3-Section, 40-Ton, 40-Ft. Truck Scale* SR, Rice Lake, PR and Rice Lake

REF #	QTY	RICE LAKE PN	EQUIV. CARDINAL #	DESCRIPTION
A	6	CM708	1412-B001-13	Bearing, fulcrum
B	6	CM708	1412-B001-13	Bearing, load
C	12	CM713P	1400-B001-25	Pivot, load and fulcrum
D	3	CM710P	1400-B001-13	Pivot, tip
E, F, G	3	CM760	0119-B125-53	Shackle assembly
H	3	CM712P	1400-B001-5	Pivot, load
I	3	CM703P	1400-B001-9	Pivot, fulcrum
J	3	CM701	1412-B001-9	Bearing, fulcrum
K	1	CM703P	1400-B001-9	Pivot, tip
L	1	CM756	0119-B103-1	Loop, tip

ALL PIVOTS ARE
0.495 in W x 1.125 in H
 When ordering, measure height and thickness. This may vary. **CONSULT3.00 net charge each for grinding to size.**

Consult Suggested list/54 lb shipping weight

Kit No. CM-761-K

Suspension Kit For CM-754-K

REF#	QTY	RICE LAKE PN	EQUIV. CARDINAL #	DESCRIPTION
M	12	CM739L	0119-C014	Link
N	6	CM740	0119-B026	Saddle block
O	6	CM738	0119-B025 (47SRF)	Trunnion

Consult Suggested list/133 lb shipping weight

* Measure load or fulcrum pivot height and width before ordering.

Truck Scale

CARDINAL®

Kit No. CM-755-K

Pivot and Bearing Kit For Model 5045SR, 3535 SR, 3540 SR, 3-Section,
50-Ton, 45-Ft. Truck Scale*, SR, SRice Lake, PR and PRice Lake

REF #	QTY	RICE LAKE PN	EQUIV. CARDINAL #	DESCRIPTION
A	6	CM702	1412-B001-3	Bearing, fulcrum
B	6	CM702	1412-B001-3	Bearing, load
C	12	CM704P	1400-B001-19	Pivot, load and fulcrum
D	3	CM703P	1400-B001-9	Pivot, tip
E	3	CM720	0119-B127-52	Bearing, lower shackle
F	6	CM721	0119-B127-52	Bolts, shackle
G	3	CM719	0119-B127-52	Bearing, upper shackle
H	3	CM712P	1400-B001-5	Pivot, load
I	3	CM703P	1400-B001-9	Pivot, fulcrum
J	3	CM701	1412-B001-9	Bearing, fulcrum
K	1	CM703P	1400-B001-9	Pivot, tip
L	1	CM756	0119-B103-1	Loop, tip

ALL PIVOTS ARE
0.495 in W x 1.125 in H
When ordering, measure
height and thickness. This
may vary. CONSULT 3.00 net
charge each for grinding to
size.

Consult Suggested list/60 lb shipping weight

Kit No. CM-760-K

Suspension Kit For CM-755-K

REF #	QTY	RICE LAKE PN	EQUIV. CARDINAL #	DESCRIPTION
M	12	CM715L	0119-B007(16SRF)	Link
N	6	CM716	0119-B018(14SRF)	Saddle block
O	6	CM717	0119-B019(17SRF)	Trunnion

Consult Suggested list/200 lb shipping weight

* Measure load or fulcrum pivot height and width before ordering.

Truck Scale

Kit No. CM-769-K

Pivot and Bearing Kit, 5-Section, 50- and 60-Ton, Truck Scale With 5 in Load Fulcrum

REF #	QTY	RICE LAKE PN	EQUIV. CARDINAL #	DESCRIPTION
A	10	CM708	1412-B001-13	Bearing, fulcrum
B	10	CM708	1412-B001-15	Bearing, load
C	20	CM713P	1400-B001-25	Pivot, load and fulcrum
D	5	CM710P	1400-B001-13	Pivot, tip
E,F,G	5	CM759	0119-B125-52	Shackle assembly
H	5	CM712P	1400-B001-5	Pivot, load
I	5	CM703P	1400-B001-9	Pivot, fulcrum
J	5	CM701	1412-B001-9	Bearing, fulcrum
K	1	CM710P	1400-B001-13	Pivot, tip
L	1	CM718	0119-B103-2	Loop, tip

**ALL PIVOTS ARE
0.495 in W x 1.125 in H**
When ordering, measure
height and thickness. This
may vary. **CONSULT 3.00 net**
charge each for grinding to
size.

Consult Suggested list/76 lb shipping weight

Kit No. CM-770-K

Suspension Kit For CM-769-K TYPE A

REF #	QTY	RICE LAKE PN	EQUIV. CARDINAL #	DESCRIPTION
M	20	CM739L	0119-C014	Link
N	10	CM740	0119-B026	Saddle block
O	10	CM738	0119-B025, 47SRF	Trunnion

Consult Suggested list/243 lb shipping weight

Kit No. CM-771-K

Suspension Kit For CM-769-K TYPE B

REF #	QTY	RICE LAKE PN	EQUIV. CARDINAL #	DESCRIPTION
M	20	CM775L	46SRF	Link
N	10	CM741	44SRF	Saddle block
O	10	CM738	0119-B025, 47SRF	Trunnion

Consult Suggested list/234 lb shipping weight

* Measure load or fulcrum pivot height and width before ordering.

Truck Scale

Kit No. CM-756-K

Pivot and Bearing Kit For Models SR, SRice Lake, PR and PRice Lake, 5050SR, 5060SR, 5070SR, 6050SR, 6060SR, 6070SR

4-Section, 50- and 60-Ton, 50-, 60- and 70-Ft. Motor Truck Scale*

REF #	QTY	RICE LAKE PN	EQUIV. CARDINAL #	DESCRIPTION
A	8	CM702	1412-B001-3	Bearing, fulcrum
B	8	CM702	1412-B001-3	Bearing, load
C	16	CM704P	1400-B001-19	Pivot, load and fulcrum
D	4	CM703P	1400-B001-9	Pivot, tip
E	4	CM720	0119-B127-53	Bearing, lower shackle
F	8	CM721	0119-B127-53	Bolt, shackle
G	4	CM719	0119-B127-53	Bearing, upper shackle
H	4	CM712P	1400-B001-5	Pivot, load
I	4	CM703P	1400-B001-9	Pivot, fulcrum
J	4	CM701	1412-B001-9	Bearing, fulcrum
K	1	CM703P	1400-B001-9	Pivot, tip
L	1	CM756	0119-B103-1	Loop, tip

**ALL PIVOTS ARE
0.495 in W x 1.125 in H**
When ordering, measure height and thickness. This may vary. **CONSULT 3.00 net charge each for grinding to size.**

Consult Suggested list/77 lb shipping weight

Kit No. CM-759-K

Suspension Kit For CM-756-K

REF #	QTY	RICE LAKE PN	EQUIV. CARDINAL #	DESCRIPTION
M	16	CM715L	0119-B007(16SRF)	Link
N	8	CM716	0119-B018(14SRF)	Saddle block
O	8	CM717	0119-B019(17SRF)	Trunnion

Consult Suggested list/280 lb shipping weight

* Measure load or fulcrum pivot height and width before ordering.

Truck Scale

Kit No. CM-767-K

Pivot and Bearing Kit For Models 5080SR, 6080SR, SR, SRice Lake, PR and PRice Lake
5-Section, 50- and 60-Ton, 80-Ft. Motor Truck Scale

REF #	QTY	RICE LAKE PN	EQUIV. CARDINAL #	DESCRIPTION
A	10	CM702	1412-B001-3	Bearing, fulcrum
B	10	CM702	1412-B001-3	Bearing, load
C	20	CM704P	1400-B001-19	Pivot, load and fulcrum
D	5	CM703P	1400-B001-9	Pivot, tip main lever
E	5	CM720	0119-B127-53	Bearing, lower shackle
F	10	CM721	0119-B127-53	Bolt, shackle
G	5	CM719	0119-B127-53	Bearing, upper shackle
H	5	CM712P	1400-B001-5	Pivot, load
I	5	CM703P	1400-B001-9	Pivot, fulcrum
J	5	CM701	1412-B001-9	Bearing, fulcrum
K	1	CM703P	1400-B001-9	Pivot, tip
L	1	CM756	0119-B103-1	Loop, tip

ALL PIVOTS ARE
0.495 in W x 1.125 in H
When ordering, measure
height and thickness. This
may vary. CONSULT 3.00 net
charge each for grinding to
size.

Consult Suggested list/93 lb shipping weight

Kit No. CM-768-K

Suspension Kit For CM-767-K

REF #	QTY	RICE LAKE PN	EQUIV. CARDINAL #	DESCRIPTION
M	20	CM715L	0119-B007	Link
N	10	CM716	0119-B018	Saddle block
O	10	CM717	0119-B019	Trunnion

Consult Suggested list/337 lb shipping weight

* Measure load or fulcrum pivot height and width before ordering.

Truck Scale

CARDINAL®

Kit No. CM-757-K

Pivot and Bearing Kit For Models SR, SRice Lake, PR and PRice Lake, 8050SR, 8060SR, 8070SR, 4-Section, 80-Ton, 50-, 60- and 70- Ft. Motor Truck Scale*

REF #	QTY	RICE LAKE PN	EQUIV. CARDINAL #	DESCRIPTION
A	8	CM747	1412-B001-5	Bearing, fulcrum
B	8	CM747	1412-B001-5	Bearing, load
C	16	CM748P	1400-B001-21	Pivot, load and fulcrum
D	4	CM703P	1400-B001-9	Pivot, tip
E	4	CM720	0119-B127-52	Bearing, lower shackle
F	8	CM721	0119-B127-52	Bolt, shackle
G	4	CM719	0119-B127-52	Bearing, upper
H	4	CM712P	1400-B001-5	Pivot, load
I	4	CM703P	1400-B001-9	Pivot, fulcrum
J	4	CM701	1412-B001-9	Bearing, fulcrum
K	1	CM703P	1400-B001-9	Pivot, tip
L	1	CM756	0119-B103-1	Loop, tip

ALL PIVOTS ARE
0.495 in W x 1.125 in H
When ordering, measure
height and thickness. This
may vary. CONSULT 3.00 net
charge each for grinding to
size.

Consult Suggested list/86 lb shipping weight

Kit No. CM-758-K

Suspension Kit For CM-757-K

REF NO.	QTY	RICE LAKE PN	EQUIV. CARDINAL #	DESCRIPTION
M	16	CM784L	0119-C007	Link
N	8	CM749	0119-B022	Saddle block
O	8	CM717	0119-B019(17SRF)	Trunnion

Consult Suggested list/327 lb shipping weight

* Measure load or fulcrum pivot height and width before ordering.

Dormant Scale

Kit No. CM-765-K

Pivot and Bearing Kit For Models XD4638L TO XD9672L, XD, XTD and XDL, 6,500 lb Capacity Dormant Scale

QTY	RICE LAKE PN	DESCRIPTION
4.....	CM743P	Pivot, main lever fulcrum, 3/8 in x 3/4 in x 1 7/8 in
4.....	CM745P	Pivot, main lever load, 3/8 in x 3/4 in x 2 3/4 in
4.....	CM751.....	Bearing, main lever fulcrum, 1 1/4 in dia x 1 in
4.....	CM757.....	Bearing, main lever load, 15/16 in x 1 3/8 in x 2 1/2 in
2.....	CM744P	Pivot, main lever tip, 3/8 in x 3/4 in x 1 in
2.....	CM752.....	Bearing, main lever tip, 15/16 in x 15/16 in x 1 in
2.....	CM742P	Pivot, transverse lever fulcrum, 3/8 in x 3/4 in x 1 1/4 in
2.....	CM750.....	Bearing, transverse lever fulcrum, 1 in dia x 9/16 in
2.....	CM744P	Pivot, transverse lever load, 3/8 in x 3/4 in x 1 in
2.....	CM754.....	Bearing, transverse lever, 7/8 in x 7/8 in x 11/16 in
2.....	CM753.....	Bearing, transverse lever fulcrum, 3/4 in x 3/4 in x 3/4 in
1.....	CM746P	Pivot, transverse lever fulcrum, 0.360 Sq. x 3 in

Consult Suggested list/8 lb shipping weight

Kit No. CM-766-K

Pivot and Bearing Kit, 12,000 lb Capacity Dormant Scale, Models SCD and SCDL

QTY	RICE LAKE PN	DESCRIPTION
4.....	CM789P	Pivot, main lever fulcrum, 3/8 in x 3/4 in x 2 3/8 in
4.....	CM745P	Pivot, main lever load, 3/8 in x 3/4 in x 2 3/4 in
4.....	CM787.....	Bearing, main lever fulcrum, 2 in dia x 1/38 in
4.....	CM757.....	Bearing, main lever load, 15/16 in x 1 3/8 in x 2 1/2 in
2.....	CM744P	Pivot, main lever tip, 3/8 in x 3/4 in x 1 in
2.....	CM752.....	Bearing, main lever tip, 15/16 in x 15/16 in x 1 in
2.....	CM742P	Pivot, transverse lever fulcrum, 3/8 in x 3/4 in x 1 1/4 in
2.....	CM750.....	Bearing, transverse lever fulcrum, 1 in dia x 9/16 in
2.....	CM744P	Pivot, transverse lever load, 3/8 in x 3/4 in x 1 in
2.....	CM754.....	Bearing, transverse lever fulcrum, 7/8 in x 7/8 in x 11/16 in
2.....	CM753.....	Bearing, transverse lever fulcrum, 3/4 in x 3/4 in x 3/4 in
1.....	CM746P	Pivot, transverse lever fulcrum, 0.360 Sq x 3 in

Consult Suggested list/11 lb shipping weight

* Measure load or fulcrum pivot height and width before ordering.

THURMAN

THURMAN®

Thurman Price Index By Rice Lake Weighing Systems PN

RL PN	SUGG. LIST	PAGE #	RL PN	SUGG. LIST	PAGE #	RL PN	SUGG. LIST	PAGE #
10772	CONSULT	252	TH901P	CONSULT	250	TH923P	CONSULT	248
10993	CONSULT	252	TH902P	CONSULT	250	TH924P	CONSULT	248
15290	CONSULT	NOT SHOWN	TH903P	CONSULT	250	TH926	CONSULT	249
18815	CONSULT	252	TH904P	CONSULT	250	TH927	CONSULT	252
18816	CONSULT	252	TH905P	CONSULT	249	TH928P	CONSULT	248
21912	CONSULT	254	TH907P	CONSULT	250	TH929P	CONSULT	249
21922	CONSULT	249	TH908P	CONSULT	250	TH939P	CONSULT	248
22910	CONSULT	248	TH909P	CONSULT	250	TH945	CONSULT	251
33645	CONSULT	252	TH910	CONSULT	251	TH946P	CONSULT	248
33646	CONSULT	252	TH911	CONSULT	251	TH947	CONSULT	253
33647	CONSULT	254	TH912	CONSULT	251	TH948	CONSULT	253
33648	CONSULT	252	TH913	CONSULT	251	TH950	CONSULT	254
33649	CONSULT	252	TH914	CONSULT	251	TH952SS	CONSULT	254
33650	CONSULT	254	TH915	CONSULT	251	TH954SS	CONSULT	254
33653	CONSULT	254	TH916	CONSULT	249	TH966	CONSULT	254
33654	CONSULT	254	TH917	CONSULT	249	TH970	CONSULT	251
33905	CONSULT	253	TH918	CONSULT	253			
33906	CONSULT	253	TH919	CONSULT	253			
33907	CONSULT	253	TH921	CONSULT	251			
65430	CONSULT	254	TH922P	CONSULT	248			
72192	CONSULT	251						
75115	CONSULT	253						
H644	CONSULT	252						
H648	CONSULT	252						
H697	CONSULT	251						

THURMAN®

*Item obsolete or discontinued. When remaining stock is depleted, published prices are withdrawn and the item is subject to a special order quote.

XX Call for details.

Thurman Cross Reference By Equivalent Thurman Number

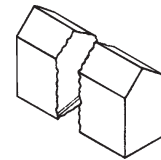
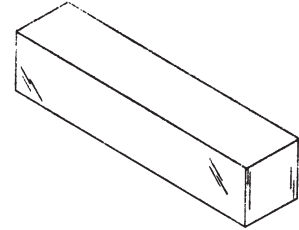
EQUIV. NEW THURMAN #	EQUIV. OLD THURMAN #	RL PN	EQUIV. NEW THURMAN #	EQUIV. OLD THURMAN #	RL PN	EQUIV. NEW THURMAN #	EQUIV. OLD THURMAN #	RL PN
300181	T-181	TH939P	10004350		TH958SS	10008690Y	T-269	TH918
10000140A		33654	10004480A		TH964SS	10008710A	T-255-1	TH901P
10000170A		TH952SS	10004770A		TH962SS	10012030A	T-251	33649
10000190A		18815	10004810A		TH959SS	10012040A	T-1079-4	TH970
10001450A		18816	10004820A		TH949SS	10012420A	T-125	TH923P
10001520A		TH953SS	10005790A	T-675	TH945	10012700A	T-11	TH914
10001630A		TH954SS	10005800A	T-12-1	TH911	10012770A		22910
10001640A		33653	10005820A	T-270	TH919	10012860A	T-1155-1	TH902P
10002320A	T-14-4	TH930P	10005830A	T-250-1	33646	10012970A	T-47-1	TH942P
10002400A		33651	10005850A	T-12	TH910	10012980A	T-11-1	TH915
SP10002400A		33650	10005860A		33906	10013810A		TH927
10002410A		TH957SS	10005980A	T-1155-2	TH905P	10013950A	T-250	33645
10003020A		TH960SS	10007420A	T-63-1S	TH926	10013960A	T-251-1	33648
10003190A		TH950	10008490A	T-1155-4	TH907P	10014240A	T-125-1	TH924P
10003200A		TH966	10008500A	T-1155-5	TH908P	10014870A		21922
10003220A		21912	10008550A	T-979	TH912	10015960A	T-96	TH928P
10003970A	T-115-2	33907	10008560A	T-979-1	TH913	10017370A	T-197	TH929P
10004080A	T-122-1	TH947	10008590A	T-1155	TH903P	10018420A		65430
10004080Y	T-1626	75115				10019610A	T-14-1	TH935P
10004340A		TH961SS				10021340A		17749
						10022410	T-1053-10	TH921
						10028830A		33652
							10030540A	
							N/A	T-14-2
							N/A	T-14-3
							N/A	T-47
							N/A	T-47-2
							N/A	T-96-1
							N/A	T-96-2
							N/A	T-181-1
							N/A	T-191
							N/A	T-192
							N/A	T-197-1
							N/A	T-255
							N/A	T-255-2
							N/A	T-1155-3
							N/A	T-1155-6



Individual Thurman Scale Parts

Pivots

RL PN	DESCRIPTION	THURMAN NEW #	SUGG. LIST
TH923P	Equiv. Thurman no. T-125 Equiv. new Thurman no. 10012420A Size: 3/8 in x 3/8 in x 2 3/4 in long Pivot	65869	Consult
TH924P	Equiv. Thurman no. T-125-1 Equiv. new Thurman no. 10014240A Size: 3/8 in x 3/8 in x 3 3/4 in long Pivot		Consult
TH922P	Equiv. Thurman no. T-47-2 Size: 1/2 in x 1/2 in x 2 1/4 in long Pivot		Consult
22910	Equiv. Thurman no. 10012770A Size: 1/2 in x 1/2 in x 2 3/4 in long Pivot	65879	Consult
TH928P	Equiv. Thurman no. T-96 Equiv. new Thurman no. 10015960A Size: 5/8 in x 5/8 in x 4 in long Pivot	66076	Consult
TH939P	Equiv. Thurman no. T-181 Equiv. new Thurman no. 300181 Size: 1 1/8 in x 1 1/8 in x 7 3/4 in long Pivot	72189	Consult
TH946P	Equiv. Thurman no. T-181-1 Size: 1 1/8 in x 1 1/8 in x 9 in l Pivot	66504	Consult
TH929P	Equiv. Thurman no. T-197 Equiv. new Thurman no. 10017370A Size: 3/8 in x 7/8 in x 1 in long Pivot	66295	Consult

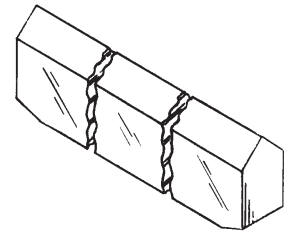
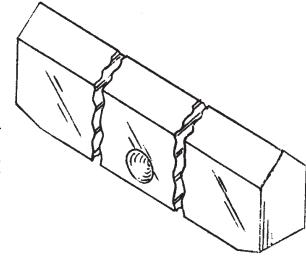


THURMAN®

Individual Thurman Scale Parts

Pivots (Cont.)


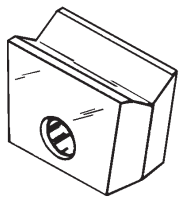
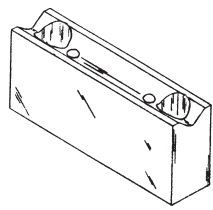
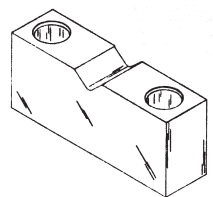
RL PN	DESCRIPTION	THURMAN NEW #	SUGG. LIST
TH901P	Equiv. Thurman no. T-255-1 Equiv. new Thurman no. 10008710A Size: 1/2 in x 1 in x 1 7/8 in long With spot drill Pivot	65647	Consult
TH904P	Equiv. Thurman no. T-255 Size: 1/2 in x 1 in x 3 3/4 in long With spot drill Pivot		Consult
TH902P	Equiv. Thurman no. T-1155-1 Equiv. new Thurman no. 10012860A Size: 1/2 in x 1 in x 2 1/4 in long Pivot	65889	Consult
TH903P	Equiv. Thurman no. T-1155 Equiv. new Thurman no. 10008590A Size: 1/2 in x 1 in x 3 3/4 in long Pivot	65628	Consult
TH905P	Equiv. Thurman no. T-1155-2 Equiv. new Thurman no. 10005980A Size: 1/2 in x 1 in x 5 11/16 in long Pivot	65319	Consult
TH907P	Equiv. Thurman no. T-1155-4 Equiv. new Thurman no. 10008490A Size: 1/2 in x 1 in x 7 3/4 in long Pivot	65610	Consult
TH908P	Equiv. Thurman no. T-1155-5 Equiv. new Thurman no. 10008500A Size: 1/2 in x 1 in x 11 in long Pivot	65613	Consult
TH909P	Equiv. Thurman no. T-1155-6 Size: 1/2 in x 1 in x 12 3/16 in long Pivot		Consult



THURMAN®

Individual Thurman Scale Parts

Bearings

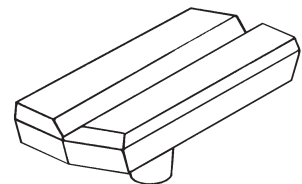
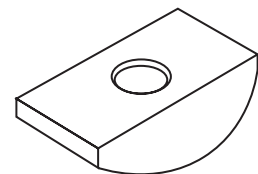
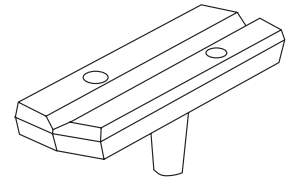
RL PN	DESCRIPTION	THURMAN NEW #	SUGG. LIST	
21922	Equiv. Thurman no. Equiv. new Thurman no. 10014870A Size: 1 in dia x 1 in Bearing	65950	Consult	
TH926	Equiv. Thurman no. T-63-1S Size: 1/2 in x 3/4 in x 1 in long Bearing, fits casting no. T-339		Consult	
TH916	Equiv. Thurman no. T-192 Equiv. new Thurman no. 10007420A Size: 1 1/8 in x 2 in x 4 3/4 in long Bearing, truck scale With pins		Consult	
TH917	Equiv. Thurman no. T-191 Size: 1 1/8 in x 2 in x 4 3/4 in long Bearing, truck scale		Consult	

THURMAN®

Individual Thurman Scale Parts

Bearings (Cont.)

RL PN	DESCRIPTION NEW #	THURMAN	SUGG. LIST
TH914	Equiv. Thurman no. T-11 10012700A Size: 2 1/8 in x 1 in x 3 5/8 in long Bearing, load with 2 dowel holes And a tapered shank Use roll pin no. 15290	65874	Consult
TH910	Equiv. Thurman no. T-12 Equiv. new Thurman no. 10005850A Size: 2 in x 1 in x 5 5/8 in long Bearing, load with 2 dowel holes And a tapered shank Use roll pin no. 15290	65298	Consult
TH912	Equiv. Thurman no. T-979 Equiv. new Thurman no. 10008550A Size: 2 in x 1 1/4 in x 7 9/16 in long Bearing, load with 2 dowel holes And a tapered shank Use roll pin no. 15290	65621	Consult
TH921	Equiv. Thurman no. T-1053-10 Equiv. new Thurman no. 10022410A Size: 1 1/4 in x 2 in x 10 3/4 in long Bearing, load with 2 dowel holes And a straight shank Use roll pin no. 15290	66413a	Consult
TH945	Equiv. Thurman no. T-675 Equiv. new Thurman no. 10005790A Size: 1 1/2 in x 1 in x 3 1/4 in long Rocker use with TH911 & TH915	65280	Consult
TH970	Equiv. Thurman no. T-1079-4 Equiv. new Thurman no. 10012040A Size: 1 1/2 in x 1 3/4 in x 6 in Rocker for TH913	65856	Consult
TH915	Equiv. Thurman no. T-11-1 Equiv. new Thurman no. 10012980A Size: 2 1/8 in x 1 in x 3 5/8 in long Bearing, fulcrum with straight shank Shank size: 11/16 in dia	65903	Consult
TH911	Equiv. Thurman no. T-12-1 Equiv. new Thurman no. 10005800A Size: 2 in x 1 in x 5 5/8 in long Bearing, fulcrum with straight shank Shank size: 11/16 in dia	65282	Consult
TH913	Equiv. Thurman no. T-979-1 Equiv. new Thurman no. 10008560A Size: 2 in x 1 1/4 in x 7 9/16 in long Bearing, fulcrum with straight shank Shank size: 11/16 in dia	65624	Consult
72192	Equiv. Thurman no. Size: 2 in x 1 in x 10 3/4 in no holes, fulcrum	66401	Consult

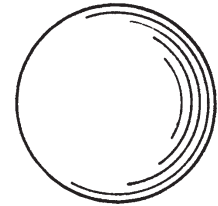


THURMAN®

Individual Thurman Scale Parts

Miscellaneous Diameter Balls, Plates & Stands

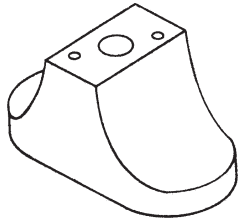
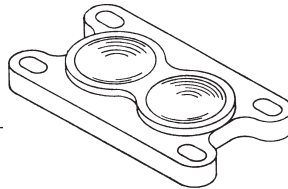

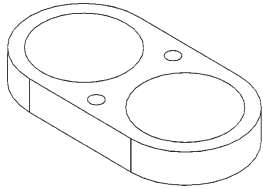
RL PN	DESCRIPTION	THURMAN NEW #	SUGG. LIST
18815	Equiv. Thurman no. 10000190A size: 5/8 in dia Ball, model 3300	64346	Consult
10993	Equiv. Howe no. n/a Size: 3/4 in dia Ball (steel)		Consult
18816	Equiv. Thurman no. 10001450A size: 7/8 in dia Ball, model 3500		Consult
10772	Equiv. Howe no. n/a Size: 1 in dia Ball (steel)		Consult
H648	Equiv. Howe no. 42035848 Size: 1 5/16 in dia Ball (steel) Models: 57, type 54, Floor scales etc.		Consult
TH927	Equiv. Thurman no. Equiv. new Thurman no. 10013810A Size: 1 7/16 in dia Ball, warehouse scale Model 3300, suspension	65929	Consult
H697	Equiv. Howe no. Size: 1 1/2 in dia Ball (steel)	64684	Consult
33645	Equiv. Thurman no. T-250 Equiv. new Thurman no. 10013950A size: 2 in dia Ball, truck scale	65930	Consult
H644	Equiv. Howe no. 42102471 Size: 2 3/8 in dia Ball (cast)		Consult
33646	Equiv. Thurman no. T-250-1 Equiv. new Thurman no. 10005830A size: 2 1/2 in dia Ball, truck scale	65294	Consult
33649	Equiv. Thurman no. T-251 Equiv. new Thurman no. 10012030A size: 3 in dia Ball, truck scale	65855	Consult
33648	Equiv. Thurman no. T-251-1 Equiv. new Thurman no. 10013960A size: 3 1/2 in dia Ball, truck scale	65931	Consult



THURMAN®

Individual Thurman Scale Parts

Miscellaneous Diameter Balls, Plates & Stands (Cont.)

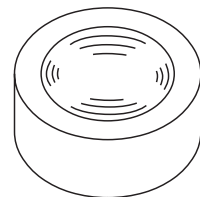
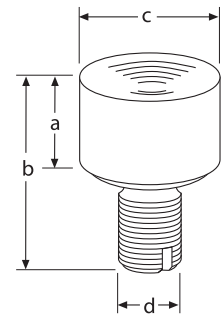
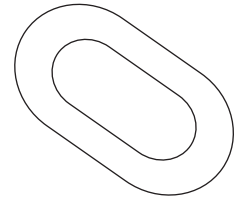
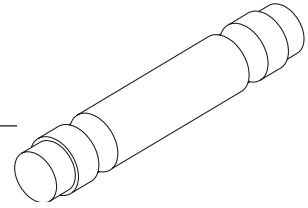
RL PN	DESCRIPTION	THURMAN NEW #	SUGG. LIST	
TH919	Equiv. Thurman no. T-270 Equiv. new Thurman no. 10005820A Size: 4 in x 4 in x 8 in long Ball stand, truck scale	65293	Consult	
TH948	Equiv. Thurman no. T-115 Equiv. new Thurman no. 10030540A Size: 5 in x 7 3/4 in x 11 in long Ball stand, 75-ton truck scale	72236	Consult	
33907	Equiv. Thurman no. T115-2 Equiv. new Thurman no. 10003970A Size: 5 in x 6 in x 11 in long Ball stand, class III & IV	64960	Consult	
TH918	Equiv. Thurman no. T-269, T1556 Equiv. new Thurman no. 10008690Y Size: 6 1/4 in x 1 1/4 in x 11 in long Ball plate, truck scale	65643	Consult	
TH947	Equiv. Thurman no. T-122-1 Equiv. new Thurman no. 10004080Y Size: 13 in x 2 1/4 in x 12 in long Ball plate, 75-ton truck scale		Consult	
75115	Equiv. Thurman no. T1626 Equiv. new Thurman no. 10004080Y Size: 8 in x 1 1/2 in x 13 in long Ball plate	72236	Consult	
33906	Equiv. Thurman no. n/a Equiv. new Thurman no. 10005860A Size: 4 1/4 in x 1 1/8 in x 8 1/4 in long Ball plate, model 8160 class I & II		Consult	
33905	Equiv. Thurman no. n/a Equiv. new Thurman no. 10048650A Size: 5 in x 1 1/2 in x 11 in long Ball plate, model 8160 class III & IV		Consult	

THURMAN®

Individual Thurman Scale Parts

Miscellaneous Parts

RL PN	DESCRIPTION	THURMAN NEW #	SUGG. LIST
TH950	Equiv. Thurman no. 10003190A size: 2 3/8 in dia x 14 in 50,000 And 60,000 lb Trunnion, electronic truck scales	64812	Consult
TH966	Equiv. Thurman no. 10003200A size: 2 3/4 in dia x 14 in 100,000 lb Trunnion, electronic truck scales	64814	Consult
65430	Equiv. Thurman no. 10018420A size: 1 1/4 in dia x 7 in inside dimensions Link, electronic truck scales	66347	Consult
21912	Equiv. Thurman no. 10003220A Size: 1 3/8 in dia x 7 3/4 in inside dimensions Link, electronic truck scales		Consult
33654	Equiv. Thurman no. 10000140A Size: A. 3/4 in C. 1/2 in B. 1 1/8 in D. 1/2 in-20 THrd Load cup Model 3500 1,000-5,000 lb, 1500/1502, 3300/3301 1,000-4,000 lb		Consult
33653	Equiv. Thurman no. 10001640A Size: A. 1 1/8 in C. 3/4 in B. 1 1/2 in D. 3/4 in-16 THrd Load cup Model 3510/3520 10,000 and 20,000 lb, 1500/1503, 5,000 and 10,000 lb	64554	Consult
33650	Equiv. Thurman no. Sp 10002400a Size: A. 1 3/4 in C. 13/16 in B. 2 13/16 in D. 1 in-14 THrd Load cup		Consult
33647	Equiv. Thurman no. Size: A. 1 3/4 in C. 1/2 in B. 2 3/4 in D. 1/2 in-20 THrd Load cup		Consult
TH952SS	Equiv. Thurman no. 10000170A Size: 0.783 in dia x 1/2 in Bearing socket		Consult
TH954SS	Equiv. Thurman no. 10001630A Size: 1.127 in dia x 3/4 in Bearing socket		Consult



THURMAN KITS

THURMAN®

Thurman Kit Price Index By Rice Lake PN

RL PN	SUGG. LIST	PAGE #	RL PN	SUGG. LIST	PAGE #	RL PN	SUGG. LIST	PAGE #
34323	CONSULT	258	TH302K	CONSULT	261	TH309K	CONSULT	263
34324	CONSULT	258	TH303K	CONSULT	261	TH310K	CONSULT	XX
34325	CONSULT	258	TH304K	CONSULT	262	TH312K	CONSULT	XX
34326	CONSULT	259	TH306K	CONSULT	262	TH313K	CONSULT	XX
34327	CONSULT	259	TH307K	CONSULT	263	TH314K	CONSULT	262
34328	CONSULT	259	TH308K	CONSULT	263			
34329	CONSULT	260						
34330	CONSULT	260						
TH301K	CONSULT	261						

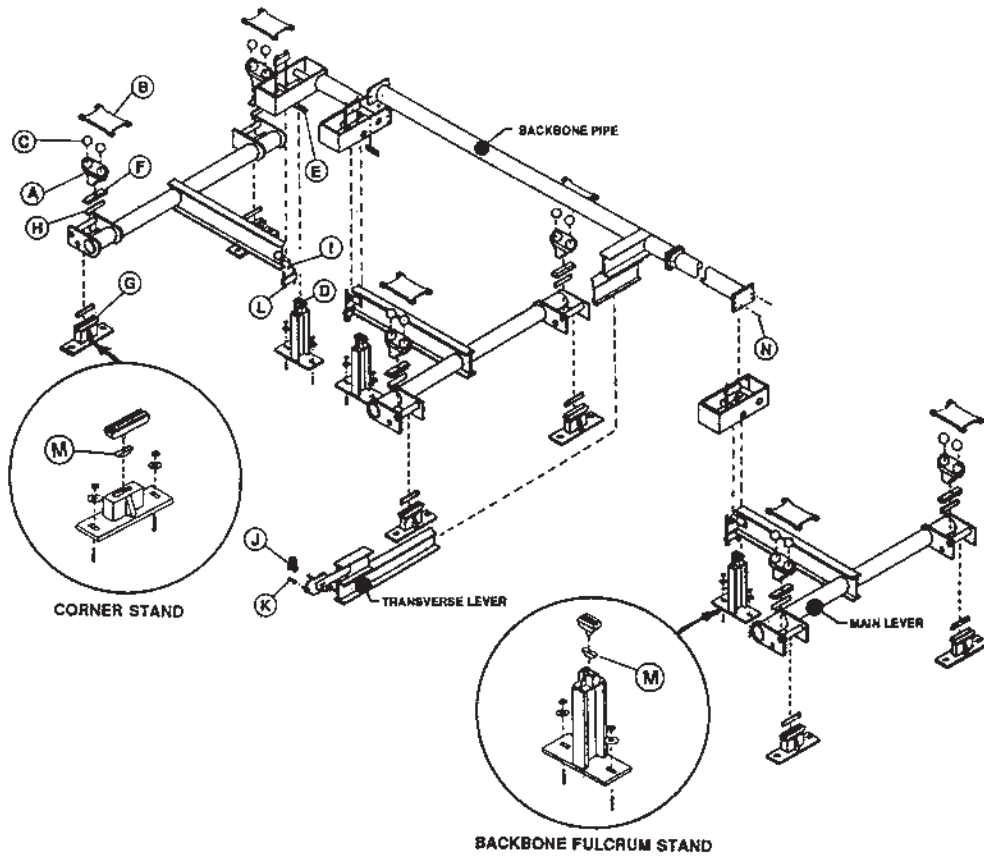
*Item obsolete or discontinued. When remaining stock is depleted, published prices are withdrawn and The item is subject to a special order quote.

XX Call for details.

THURMAN®

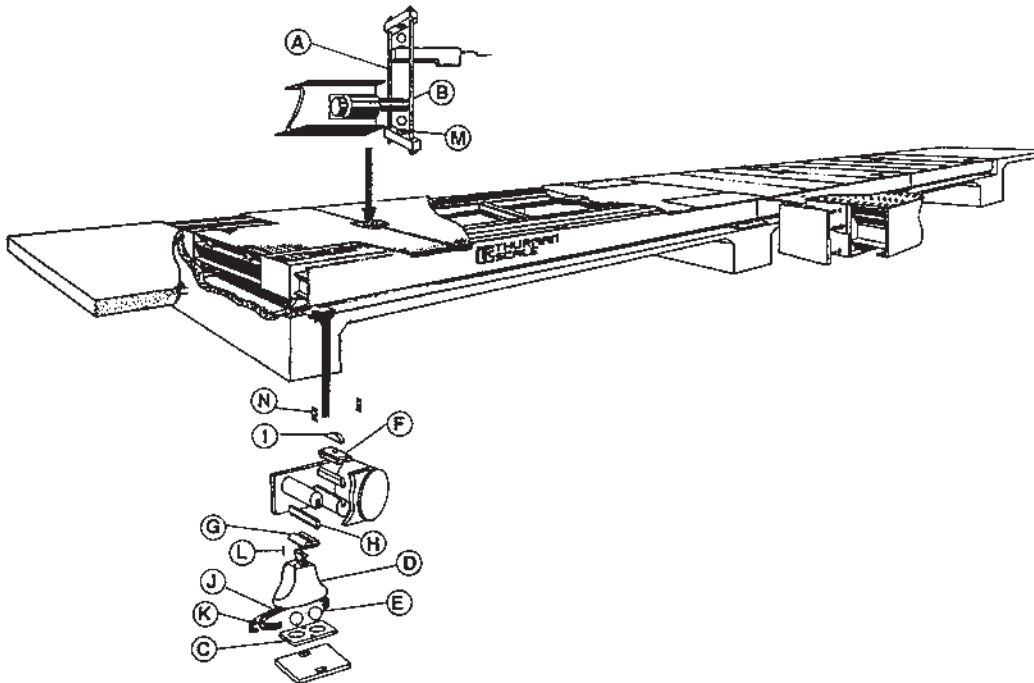
Mechanical Vehicle Scales

Models 8100 (XTCP), 8110 and 8120, (STCP), 8130 and 8140 (SAM)



THURMAN®

Model 8160 Electro-mechanical



Truck Scale

Kit No. 34323 Thurman PN 96955

Pivot and Bearing Kit 2-Section, 1982 and Newer, Class III and IV

Model 8100 XTCP

Models 8110 and 8120 STCP

Models 8130 and 8140 SAM

QTY	RL PN	EQUIV. THURMAN #	DESCRIPTION
8.....	TH907P	T-1155-4, 10008490A	Pivot, load and fulcrum
4.....	TH912.....	T-979, 10008550A.....	Bearing, load
4.....	TH913.....	T-979-1, 10008560A...	Bearing and fulcrum
4.....	TH903P	T-1155, 10008590A.....	Pivot, torque tube load and fulcrum
4.....	TH970.....	T-1079-4, 10012040D	Rocker
2.....	TH915.....	T-11-1, 10012980A.....	Bearing, torque tube fulcrum
2.....	TH917.....	T-191	Bearing, torque tube load
2.....	TH916.....	T-192	Bearing, main lever, tip
2.....	TH901P	T255-1, 10008710A ...	Pivot, main lever tip
1.....	22910	10012770A.....	Pivot, transverse lever tip
8.....	15290	n/a.....	Pin, spring 3/8 in x 1 1/2 in

Consult Suggested list/80 lb shipping weight

Kit No. 34324 Thurman PN 96807

Suspension Kit, 2-Section, old scale use kit TH914K, 1982 and Newer Scale Use Class III and IV

Model 8100 XTCP

Models 8110 and 8120 STCP

Models 8130 and 8140 SAM

QTY	RL PN	EQUIV. THURMAN #	DESCRIPTION
8.....	33649	T251, 10012030a	Ball 3 inch
4.....	33907	T-115-2, 10003970a...	Tee block (ball stand) 6 inch high
4.....	75115	T-1626, 10004080y	Ball plate, <i>check height of tee block</i>

Consult Suggested list/350 lb shipping weight

Kit No. 34325 Thurman PN 34325

Pivot and Bearings Kit, 3-Section, 1982 and Newer Class I and II

Model 8100 XTCP

Models 8110 and 8120 STCP

Models 8130 and 8140 SAM

QTY	RL PN	EQUIV. THURMAN #	DESCRIPTION
12.....	TH905P	T-1155-2, 10005980A	Pivot, load and fulcrum
6.....	TH910.....	T-12, 10005850A.....	Bearing, load
6.....	TH911.....	T-12-1, 10005800A.....	Bearing, fulcrum
6.....	TH903P	T1155, 10008590A.....	Pivot, torque tube load and fulcrum
6.....	TH945.....	T675, 10005790A.....	Rocker
3.....	TH915.....	T11-1, 10012980A	Bearing, torque tube fulcrum
3.....	TH917.....	T191	Bearing, torque tube load
3.....	TH916.....	T192	Bearing, main lever tip
3.....	TH901P	T255-1, 1008710A	Pivot, main lever tip
1.....	22910	10012770A.....	Pivot, torque tube tip
12.....	15290	n/a.....	Pin, spring 3/8 in x 1 1/2 in

Consult Suggested list/90 lb shipping weight

Truck Scale

Kit No. 34326 Thurman PN 65811

Suspension Kit, 1982 and Newer, 3-Sections, Class I and II
 Model 8100 XTCP
 Models 8110 and 8120 STCP
 Models 8130 and 8140 SAM

QTY	RL PN	EQUIV. THURMAN #	DESCRIPTION
12.....	33646	T-250-1, 10005830A...	Balls, 2 1/2 inch
6.....	TH918.....	T-269, 10008690a	Ball plate
6.....	TH919.....	T-270, 10005820a	Tee block (ball stand)

Consult Suggested list/156 lb shipping weight

Kit No. 34327 Thurman PN 96956

Pivot and Bearing Kit, 3-Sections, 1982 and Newer Class III and IV
 Model 8100 XTCD
 Models 8110 and 8120 STCP
 Models 8130 and 8140 SAM

QTY	RL PN	EQUIV. THURMAN #	DESCRIPTION
12.....	TH907P	T115, 10008490A.....	Pivot, load and fulcrum
6.....	TH912.....	T979, 10008550a	Bearing, load
6.....	TH913.....	T-979-1, 10008560A...	Bearing, fulcrum
6.....	TH903P	TH1155, 10008590A ..	Pivot, torque tube load and fulcrum
6.....	TH970.....	T1079-4, 10012040A ..	Rocker
3.....	TH915.....	T11-1, 100012980A ...	Bearing, torque tube fulcrum
3.....	TH917.....	T191	Bearing, torque tube load
3.....	TH916.....	T192	Bearing, main lever tip
3.....	TH901P	T255-1, 10008710A ...	Pivot, main lever tip
1.....	22910	10012770A.....	Pivot, torque tube tip
12.....	15290	n/a.....	Pin, spring 3/8 in x 1 1/2 in

Consult Suggested list/105 lb shipping weight

Kit No. 34328 Thurman PN 96809

Suspension Kit, 3-Sections, 1982 and Newer Class III and IV
 Model 8100 XTCD
 Models 8110 and 8120 STCP
 Models 8130 and 8140 SAM

QTY	RL PN	EQUIV. THURMAN #	DESCRIPTION
12.....	33649	T251, 10012030A.....	Balls, 3 inch
6.....	33907	T-115-2, 10003970A...	Tee block (ball stand) 6 inch high
6.....	75115	T1626, 10004080A.....	Ball plate, <i>check height of tee block</i>

Consult Suggested list/527 lb shipping weight

THURMAN®

Truck Scale

Kit No. 34329 Thurman PN 96957

Pivot and Bearings Kit, 4-Sections, 1982 and Newer, Class III and IV

Model 8100 XTCD

Models 8110 and 8120 STCP

Models 8130 and 8140 SAM

QTY	RL PN	EQUIV. THURMAN #	DESCRIPTION
16.....	TH907P	T-1155-4, 10008490A	Pivot, load and fulcrum
8.....	TH912.....	T-979, 10008550A.....	Bearing, load
8.....	TH913.....	T-979-1, 10008560A...	Bearing, fulcrum
8.....	TH903P	T1155, 10008590A.....	Pivot, torque tube load and fulcrum
8.....	TH970.....	T1079-4, 100112040A	Rocker
4.....	TH915.....	T11-1, 10012980A	Bearing, torque tube fulcrum
4.....	TH917	T191	Bearing, torque tube load
4.....	TH916.....	T192	Bearing, main lever tip
4.....	TH901P	T255-1, 10008710A ...	Pivot, main lever tip
1.....	22910	10012770A.....	Pivot, torque tube tip
16.....	15290	n/a.....	Pin, spring 3/8 in x 1 1/2 in

Consult Suggested list/120 lb shipping weight

Kit No. 34330 Thurman PN 96808

Suspension Kit, 4-Sections, 1981 and Older Use Kit TH313K, 1982 and Newer Use This Kit, 34330

Model 8100 XTCD

Models 8110 and 8120 STCP

Models 8130 and 8140 SAM

QTY	RL PN	EQUIV. THURMAN #	DESCRIPTION
16.....	33649	T251, 10012030a	Balls, 3 inch
8.....	33907	T-115-2, 10003970a...	Tee block (ball stand) 6 inch high
8.....	75115	T1626, 10004080a.....	Ball plate, <i>check height of tee block</i>

Consult Suggested list/700 lb shipping weight

THURMAN®

Truck Scale

Kit No. TH301K

Pivot and Bearing Kit (Does Not Fit Side Arm), 2-Section, 27-Ton Light Duty

QTY	RL PN	EQUIV. THURMAN #	DESCRIPTION
4	TH914	T-11	Bearing, load
4	TH945	T675, 10005790A	Rocker
6	TH915	T-11-1	Bearing, fulcrum
12	TH904P	T-255	Pivot, load and fulcrum
2	TH916	T-192	Bearing, main lever tip
2	TH917	T-191	Bearing, torque tube load
2	TH901P	T-255-1	Pivot, tip
1	22910	10012770A	Pivot, transverse tip
16	15290	n/a	Roll pin

Consult Suggested list/45 lb shipping weight

Kit No. TH302K Thurman PN 72805

Pivot and Bearing Kit (Does Not Fit Side Arm), 2-Section, 27- and 37-Ton Heavy Duty Truck Scale

QTY	RL PN	EQUIV. THURMAN #	DESCRIPTION
4	TH910	T-12	Bearing, load
4	TH911	T-12-1	Bearing, fulcrum
4	TH945	T675, 10005790a	Rocker
8	TH905P	T-1155-2	Pivot, load and fulcrum
2	TH916	T-192	Bearing, main lever tip
2	TH917	T-191	Bearing, torque tube load
2	TH915	T-11-1	Bearing, torque tube fulcrum
2	TH901P	T-255-1	Pivot, tip
2	TH902P	T-1155-1	Pivot, torque tube load
2	TH904P	T-255	Pivot, torque tube fulcrum
1	TH922P	T-47-2	Pivot, transverse tip
8	15290	n/a	Roll pin

Consult Suggested list/53 lb shipping weight

Kit No. TH303K Thurman PN 65810

Suspension Kit, 2-Section, 27- and 37-Ton Light and Heavy Duty Truck Scales

QTY	RL PN	EQUIV. THURMAN #	DESCRIPTION
8	33646	T-250-1	Ball, 2 1/2 in
4	TH918	T-269	Ball plate
4	TH919	T-270	Tee block (ball stand)

Consult Suggested list/156 lb shipping weight

THURMAN®

Truck Scale

Kit No. TH304K

Pivot & Bearing Kit, 2-Section, 52-Ton Truck Scale

QTY	RL PN	EQUIV. THURMAN #	DESCRIPTION
4	TH913	T-979-1	Bearing, fulcrum
4	TH912	T-979	Bearing, load
4	TH970	T1079-4, 10012040A	Rocker
8	TH907P	T-1155-4	Pivot, load & fulcrum
2	TH911	T-12-1	Bearing, torque tube fulcrum
2	TH916	T-192	Bearing, main lever tip
2	TH917	T-191	Bearing, torque tube load
2	TH905P	T-1155-2	Pivot, torque tube fulcrum
2	TH903P	T-1155	Pivot, torque tube load
2	TH901P	T-255-1	Pivot, main lever tip
1	22910	10012770A	Pivot, transverse tip
8	15290	n/a	Roll pin

Consult Suggested list/72 lb shipping weight

Kit No. TH314K

Suspension Kit For 1981 and Older Use TH314K, Newer Scales Use Kit 34324

QTY	RL PN	EQUIV. THURMAN #	DESCRIPTION
8	33649	T-251	Ball, 3 in
4	TH947	T-122-1	Ball plate, <i>check height of tee block</i>
4	TH948	T-115	Tee block (ball stand) 7 3/4 in high

Consult Suggested list/390 lb shipping weight

Kit No. TH306K

Pivot & Bearing Kit, 4-Section, 52- & 62-Ton Truck Scale, Class I and II
 Model 8100 XTCD
 Models 8110 & 8120 STCP
 Models 8130 & 8140 SAM

QTY	RL PN	EQUIV. THURMAN #	DESCRIPTION
8	TH910	T-12	Bearing, load
8	TH911	T-12-1	Bearing, fulcrum
12	TH945	T675, 10005790A	Rocker
16	TH905P	T-1155-2	Pivot, load & fulcrum
4	TH916	T-192	Bearing, lower tip
4	TH917	T-191	Bearing, torque tube load
4	TH901P	T-255-1	Pivot, tip
4	TH902P	T-1155-1	Pivot, torque tube load
4	TH915	T-11-1	Bearing, torque tube fulcrum
4	TH904P	T-255	Pivot, torque tube fulcrum
1	22910	10012770A	Pivot, transverse tip
16	15290	n/a	Roll pin

Consult Suggested list/100 lb shipping weight

Truck Scale

Kit No. TH307K Thurman PN 65812

Suspension Kit For TH306K

QTY	RL PN	EQUIV. THURMAN #	DESCRIPTION
16.....	33646	T-250-1	Ball, 2 1/2 in
8.....	TH918.....	T-269	Ball plate
8.....	TH919.....	T-270	Tee block (ball stand)

Consult Suggested list/312 lb shipping weight

Kit No. TH308K

Pivot & Bearing Kit, 5-Section, 52- & 62-Ton Truck Scale

QTY	RL PN	EQUIV. THURMAN #	DESCRIPTION
10.....	TH910.....	T-12	Bearing, load
10.....	TH911.....	T-12-1	Bearing, fulcrum
10.....	TH945.....	T-675, 10005790A.....	Rocker
20.....	TH905P	T-1155-2.....	Pivot, load & fulcrum
5.....	TH916.....	T-192	Bearing, lower tip
5.....	TH917.....	T-191	Bearing, torque tube load
5.....	TH901P	T-255-1	Pivot, tip
5.....	TH915.....	T-11-1	Bearing, torque tube fulcrum
5.....	TH902P	T-1155-1.....	Pivot, torque tube load & fulcrum
1.....	22910	10012770A.....	Pivot, transverse tip
5.....	TH904P	T-255	Pivot, torque tube fulcrum
20.....	15290	n/a.....	Roll pin

Consult Suggested list/125 lb shipping weight

Kit No. TH309K

Suspension Kit For TH308K

QTY	RL PN	EQUIV. THURMAN #	DESCRIPTION
20.....	33646	T-250-1	Ball, 2 1/2 in
10.....	TH918.....	T-269	Ball plate
10.....	TH919.....	T-270	Tee block (ball stand)

Consult Suggested list/390 lb shipping weight



Truck Scale

Kit No. TH310K

Pivot & Bearing Kit, 4-Section, 75-Ton Truck Scale

QTY	RL PN	EQUIV. THURMAN #	DESCRIPTION
8.....	TH912.....	T-979	Bearing, load
8.....	TH913.....	T-979-1	Bearing, fulcrum
8.....	TH970.....	T1079-4, 10012040A	rocker
16.....	TH907P	T-1155-4.....	Pivot, load & fulcrum
4.....	TH916.....	T-192	Bearing, main lever tip
4.....	TH911	T-12-1	Bearing, torque tube
4.....	TH905P	T-1155-2.....	Pivot, torque tube fulcrum
4.....	TH903P	T-1155	Pivot, torque tube load
4.....	TH901P	T-255-1	Pivot, main lever tip
4.....	TH917	T-191	Bearing, torque tube
1.....	22910	10012770A.....	Pivot, transverse tip
16.....	15290	n/a.....	roll pin

Consult Suggested list/143 lb shipping weight

Kit No. TH313K

Suspension Kit For TH310K Built Before 1982 For Scales Built After 1982 Use Kit 34330

QTY	RL PN	EQUIV. THURMAN #	DESCRIPTION
8.....	TH947.....	T-122-1	Ball plate
8.....	TH948.....	T-115	Tee block, 7 3/4 in tall
16.....	33649	T-251	Ball, 3 in

Consult Suggested list/777 lb shipping weight

Kit No. TH312K

Straight Lever, 4-Section, 50- & 75-Ton Truck Scale

QTY	RL PN	EQUIV. THURMAN #	DESCRIPTION
40.....	TH914.....	T-11	Bearing, load & fulcrum
32.....	TH904P	T-255	Pivot, load & fulcrum
14.....	TH901P	T-255-1	Pivot, tip
14.....	TH916.....	T-192	Bearing, tip
12.....	TH917	T-191	Bearing, torque tube
8.....	TH903P	T-1155	Pivot, extension lever
12.....	TH902P	T-1155-1.....	Pivot
1.....	22910	10012770A.....	Pivot, tip

Consult Suggested list/172 lb shipping weight

Call 715-234-9171 For Suspension Parts

HARDY

HARDY®

Hardy Price Index By Rice Lake PN

RL PN	SUGGESTED LIST	PAGE #	RL PN	SUGGESTED LIST	PAGE #	RL PN	SUGGESTED LIST	PAGE #
13720	CONSULT/ FT	275	0525-0074	CONSULT	272	0525-0196	CONSULT	268
13721	CONSULT/ FT	275	0525-0075	CONSULT	272	0525-0199	CONSULT	268
0525-0035	CONSULT	275	0525-0077	CONSULT	272	0525-0200	CONSULT	274
*0525-0037	CONSULT	275	0525-0133	CONSULT	270	0525-0203	CONSULT	268
0525-0045	CONSULT	275	0525-0134	CONSULT	270	0525-0204	CONSULT	274
0525-0047	CONSULT	275	0525-0143	CONSULT	269	0525-0207	CONSULT	268
0525-0049	CONSULT	275	0525-0144	CONSULT	269	0525-0208	CONSULT	274
0525-0051	CONSULT	275	0525-0146	CONSULT	269	0525-0215	CONSULT	273
0525-0053	CONSULT	275	0525-0147	CONSULT	269	0525-0216	CONSULT	273
0525-0055	CONSULT	275	0525-0148	CONSULT	269	0525-0223	CONSULT	273
0525-0056	CONSULT	272	0525-0149	CONSULT	270	0525-0224	CONSULT	273
0525-0057	CONSULT	274	0525-0152	CONSULT	274	0525-0225	CONSULT	273
0525-0059	CONSULT	271	0525-0153	CONSULT	274	0525-0226	CONSULT	273
0525-0060	CONSULT	272	0525-0154	CONSULT	274	0525-0227	CONSULT	273
0525-0061	CONSULT	271	0525-0155	CONSULT	274	0525-0228	CONSULT	273
0525-0063	CONSULT	271	0525-0156	CONSULT	274	0525-0507	CONSULT	271
0525-0064	CONSULT	271	0525-0194	CONSULT	268	0525-0508	CONSULT	271
0525-0070	CONSULT	272	0525-0195	CONSULT	268	0525-0509	CONSULT	271

*Item obsolete or discontinued. When remaining stock is depleted, published prices are withdrawn and the item is subject to a special order quote.

Call for details.

HARDY®

Hardy Cross Reference By Equivalent Hardy Number

EQUIV. HARDY #	RL PN	PAGE #	EQUIV. HARDY #	RL PN	PAGE #	EQUIV. HARDY #	RL PN	PAGE #
2K201	0525-0060	272	7K201	0525-0075	272	10K2001	0525-0133	270
2K308	0525-0041	XX	7K303 (OLD)	0525-0508	271	10K2002	0525-0134	270
2K309	0525-0043	XX	7K308	0525-0053	275	10KX2000	0525-0151	XX
2K1203	0525-0196	268	7K309	0525-0055	275	12K201	0525-0070	272
2KX111	0525-0225	273	7K1203	0525-0203	268	12K303	0525-0059	271
3K303	0525-0061	271	7K1205	0525-0204	274	12K309	0525-0266	XX
3K303 (OLD)	0525-0507	271	7K2001	0525-0148	269	12K1203	0525-0221	XX
3K308	0525-0045	275	7K2002	0525-0149	270	13K711	0525-0033	XX
3K309	0525-0047	275	7KX111	0525-0227	273	13K1303	0525-0194	268
3K2001	0525-0143	269	7KX2000	0525-0155	274	13K1314	0525-0195	268
3K2002	0525-0144	269	8K201	0525-0077	272	13K1408	0525-0012	XX
3KX2000	0525-0152	274	8K303	0525-0064	271	13K1409	0525-0013	XX
4K201	0525-0074	272	8K303 (OLD)	0525-0509	271	13K1410	0525-0014	XX
4K308	0525-0049	275	8K1203	0525-0207	268	13KX109	0525-0223	273
4K309	0525-0051	275	8K1205	0525-0208	274	13KX110	0525-0224	273
4K1203	0525-0199	268	8KX111	0525-0228	273	16K201	0525-0174	XX
4K1205	0525-0200	274	8KX2000	0525-0156	274	D2542-9-B	0525-0181	XX
4KX111	0525-0226	273	10K201	0525-0056	272	KX123	0525-0215	273
4KX2000	0525-0153	274	10K308	0525-0035	275	KX124	0525-0216	273
5K2001	0525-0146	269	10K309	0525-0037	275	KX142	0525-0217	XX
5K2002	0525-0147	269	10K311	0525-0057	274			
5KX2000	0525-0154	274	10K1203	0525-0190	XX			

*Item obsolete or discontinued. When remaining stock is depleted, published prices are withdrawn and the item is subject to a special order quote.

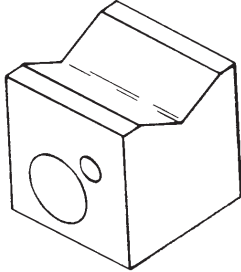
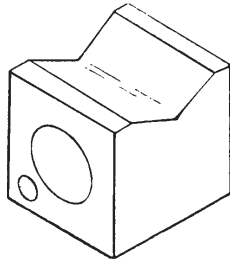
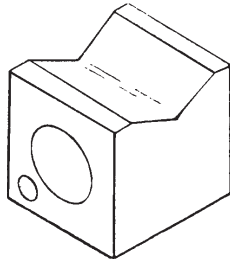
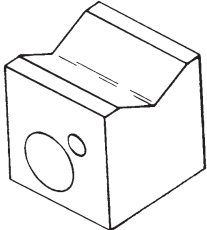
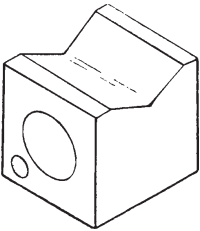
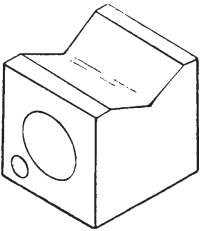
XX Call for details.

Hardy Scale Models and Gross Capacities

MODEL	GROSS CAPACITY
HS-1	0-625 LB
HS-2	626-1,250 LB
HS-3	1,251-2,500 LB
HS-4	2,501-6,250 LB
HS-5	6,251-7,500 LB
HS-6	7,501-11,250 LB
HS-7	11,251-25,000 LB
HS-8	12,501-25,000 LB
HS-9	25,001-30,000 LB
HS-10	30,001-37,500 LB
HS-11	37,501-50,000 LB
HS-12	50,001-62,500 LB

Individual Hardy Scale Parts

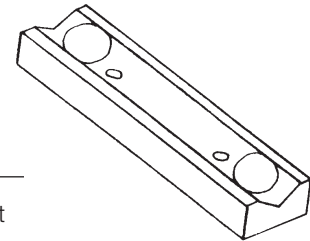
Bearings

RL PN	DESCRIPTION	SUGG. LIST	
0525-0194	Equiv. Hardy no. 13K1303 Size: 15/16 in x 15/16 in x 1 1/32 in Hole size: 0.453 or 29/64 in dia Spacer: 0525-0200 Fits shackle no. 0525-0223, 0525-0224 Extension lever: all models (1/2 in bar) Type A Bearing	Consult	
0525-0195	Equiv. Hardy no. 13K1314 Size: 1 1/4 in x 1 1/4 in x 1 7/16 in Hole size: 0.578 or 37/64 in dia Spacer: 0525-0204 Fits shackle no. 0525-0217 Extension lever: H.D. (3/4 in bar) Type B Bearing	Consult	 <p>TYPE B</p>
0525-0196	Equiv. Hardy no. 2K1203 Size: 15/16 in x 15/16 in x 31/32 in Hole size: 0.453 or 29/64 in dia Spacer: 0525-0200 Fits shackle no. 0525-0225 Models: hs-1, HS-2 Type A Bearing	Consult	 <p>TYPE C</p>
0525-0199	Equiv. Hardy no. 4K1203 Size: 15/16 in x 15/16 in x 29/32 in Hole size: 0.453 in or 29/64 in dia Spacer: 0525-0200 Fits shackle no. 0525-0215 Models: HS-3, HS-4 Type A Bearing	Consult	 <p>TYPE A</p>
0525-0203	Equiv. Hardy no. 7K1203 Size: 1 1/4 in x 1 1/4 in x 1 3/16 in Hole size: 0.578 in or 37/64 in dia Spacer: 0525-0204 Fits shackle no. 0525-0227 Models: hs-5, HS-6, HS-7 Type B Bearing	Consult	
0525-0207	Equiv. Hardy no. 8K1203 Size: 1 1/4 in x 1 1/2 in x 1 3/8 in Hole size: 0.719 in or 23/32 in dia Spacer: 0525-0208 Fits shackle no. 0525-0228 Model: HS-8 Type B Bearing	Consult	 <p>TYPE B</p>

Individual Hardy Scale Parts

Bearings (Cont.)

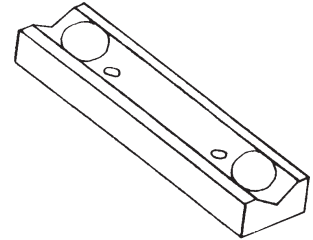
RL PN	DESCRIPTION	SUGG. LIST
0525-0143	<p>Equiv. Hardy no. 3K2001 Size: 1 1/4 in x 5/8 in x 2 3/16 in Hole size: 3/8 in dia x 1 9/16 in center to center Fits shackle no. 0525-0152 Models: HS-1, HS-2, HS-3 Upper bearing</p>	Consult
0525-0144	<p>Equiv. Hardy no. 3K2002 Size: 1 1/4 in x 5/8 in x 3 5/8 in Hole size: 3/8 in dia x 3 in center to center Fits shackle no. 0525-0152 Models: HS-1, HS-2, HS-3 Lower bearing</p>	Consult
0525-0146	<p>Equiv Hardy no. 5K2001 Size: 1 1/4 in x 3/4 in x 2 5/8 in Hole size: 1/2 in dia x 1 3/4 in center to center Fits shackle no. 0525-0153, 0525-0154 Models: HS-4, HS-5 Upper bearing</p>	Consult
0525-0147	<p>Equiv. Hardy no. 5K2002 Size: 1 1/4 in x 3/4 in x 4 1/2 in Hole size: 1/2 in dia x 3 5/8 in center to center Fits shackle no. 0525-0153, 0525-0154 Models: HS-4, HS-5 Lower bearing</p>	Consult
0525-0148	<p>Equiv. Hardy no. 7K2001 Size: 1 1/4 in x 3/4 in x 3 9/16 in Hole size: 5/8 in dia x 2 7/16 in center to center Fits shackle no. 0525-0155 Models HS-6, HS-7</p>	Consult



Individual Hardy Scale Parts

Bearings (Cont.)

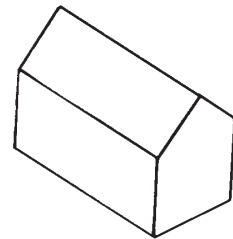
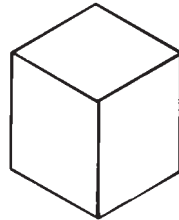
RL PN	DESCRIPTION	SUGG. LIST
0525-0149	Equiv. Hardy no. 7K2002 Size: 1 1/4 in x 3/4 in x 5 3/4 in Hole size: 5/8 in dia x 4 5/8 in center to center Fits shackle no. 0525-0155 Models: HS-6, HS-7 Lower bearing	Consult
0525-0133	Equiv. Hardy no. 10K2001 Size: 1 1/4 in x 1 in x 3 7/8 in Hole size: 11/16 in dia x 2 5/8 in center to center Fits shackle no. 0525-0156, 0525-0151 Models: HS-8, HS-9, HS-10 Upper bearing	Consult
0525-0134	Equiv. Hardy no. 10K2002 Size: 1 1/4 in x 1 in x 6 3/8 in Hole size: 11/16 in dia x 5 1/8 in center to center Fits shackle no. 0525-0156, 0525-0151 Models: HS-8, HS-9, HS-10 Lower bearing	Consult



Individual Hardy Scale Parts

Pivots

RL PN	DESCRIPTION	SUGG. LIST
0525-0061	Equiv. Hardy no. 3K303 Size: 1/2 in x 1/2 in x 1/2 in Fits splice nose iron: 0525-0041, 0525-0043, 0525-0045, 0525-0047 Models: HS-1, HS-2, HS-3 Pivot	Consult
0525-0063	Equiv. Hardy no. 7K303 Size: 1/2 in x 1/2 in x 5/8 in Fits splice nose iron: 0525-0049, 0525-0051, 0525-0053, 0525-0055 Models: HS-4, HS-5, HS-6, HS-7 Pivot	Consult
0525-0064	Equiv. Hardy no. 8K303 Size: 1/2 in x 1/2 in x 3/4 in Fits splice nose iron: 0525-0035, 0525-0037 Models: HS-8, HS-9, HS-10 Pivot	Consult
0525-0059	Equiv. Hardy no. 12K303 Size: 1/2 in x 3/4 in x 1 in Fits splice nose iron: 0525-0265, 0525-0266 Models: HS-11, HS-12 Pivot	Consult
0525-0507	Equiv. Hardy no. 3K303 - old style Size: 1/2 in x 3/4 in x 1/2 in Fits splice nose iron: 0525-0041, 0525-0043, 0525-0045, 0525-0047 Models: HS-1, HS-2, HS-3 Pivot	Consult
0525-0508	Equiv hardy no. 7K303 - old style Size: 1/2 in x 3/4 in x 5/8 in Fits splice nose iron: 0525-0049, 0525-0051 0525-0053, 0525-0055 Models: HS-4, HS-5, HS-6, HS-7 Pivot	Consult
0525-0509	Equiv. Hardy no. 8K303 - old style Size: 1/2 in x 3/4 in x 3/4 in Fits splice nose iron: 0525-0035, 0525-0037 Models: HS-8, HS-9 Pivot	Consult

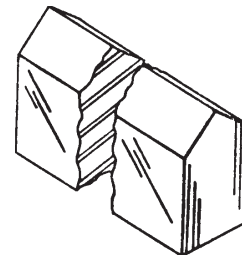
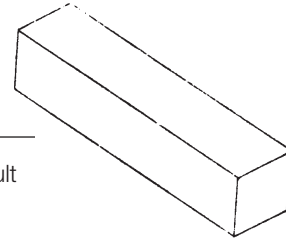


HARDY®

Individual Hardy Scale Parts

Pivots (Cont.)

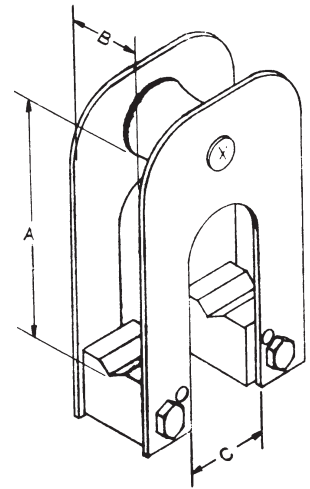
RL PN	DESCRIPTION	SUGG. LIST
0525-0060	Equiv. Hardy no. 2K201 Size: 3/8 in x 3/8 in x 3 1/2 in Load and fulcrum: main lever Models: HS-1, HS-2 Pivot	Consult
0525-0074	Equiv. Hardy no. 4K201 Size: 1/2 in x 1/2 in x 3 1/2 in Load and fulcrum: main lever Models: HS-3, HS-4 Pivot	Consult
0525-0075	Equiv. Hardy no. 7K201 Size: 5/8 in x 5/8 in x 4 in Load and fulcrum: main lever Model: HS-5, HS-6, HS-7 Pivot	Consult
0525-0077	Equiv. Hardy no. 8K201 Size: 3/4 in x 3/4 in x 4 5/8 in Load and fulcrum: main lever Models: HS-8 Pivot	Consult
0525-0056	Equiv. Hardy no. 10K201 Size: 1/2 in x 3/4 in x 2 5/8 in Load and fulcrum: main lever Models: HS-9, HS-10 Pivot	Consult
0525-0070	Equiv. Hardy no. 12K201 Size: 1/2 in x 3/4 in x 3 1/4 in Load and fulcrum: main lever Models: HS-11, HS-12 Pivot	Consult



Individual Hardy Scale Parts

Loops

RL PN	DESCRIPTION	SUGG. LIST
0525-0215	Equiv. Hardy no. KX123 Size: A. 2 29/32 in B. 1 in C. 1 1/16 in Uses bearing no. 0525-0199 Loop	Consult
0525-0216	Equiv. Hardy no. KX124 Size: A. 2 29/32 in B. 1 in C. 15/16 in Uses bearing no. 0525-0196 Loop	Consult
0525-0223	Equiv. Hardy no. 13KX109 Size: A. 2 17/32 in B. 1 in C. 13/16 in Uses bearing no. 0525-0194 Loop	Consult
0525-0224	Equiv. Hardy no. 13KX110 Size: A. 1 27/32 in B. 1 in C. 13/16 in Uses bearing no. 0525-0194 Loop	Consult
0525-0225	Equiv. Hardy no. 2KX111 Size: A. 2 17/32 in B. 1 in C. 15/16 in Uses bearing no. 0525-0196 Loop	Consult
0525-0226	Equiv. Hardy no. 4KX111 Size: A. 2 17/32 in B. 1 in C. 1 1/16 in Uses bearing no. 0525-0199 Loop	Consult
0525-0227	Equiv. Hardy no. 7KX111 Size: A. 3 in B. 1 9/32 in C. 1 9/16 in Uses bearing no. 0525-0203 loop	Consult
0525-0228	Equiv. Hardy no. 8KX111 Size: A. 3 9/32 in B. 1 5/16 in C. 1 1/2 in Uses bearing no. 0525-0207 Loop	Consult

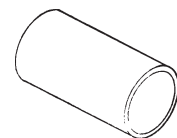
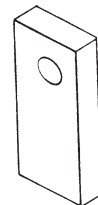
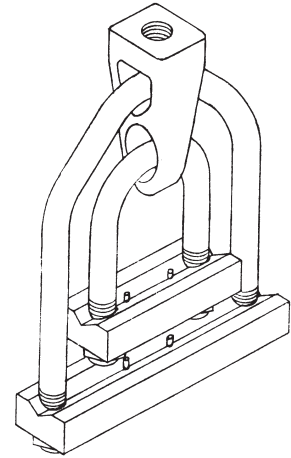


HARDY®

Individual Hardy Scale Parts

Miscellaneous

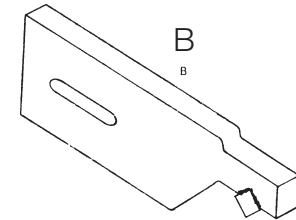
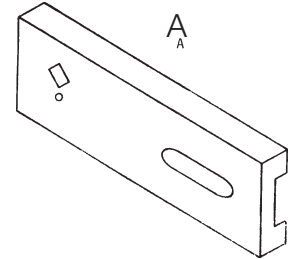
RL PN	DESCRIPTION	SUGG. LIST
0525-0152	Equiv. Hardy no. 3Kx2000 Steelyard rod dia 1/2 in Top bearing: 0525-0143 Bottom bearing: 0525-0144 Models: HS-1, HS-2, HS-3 Shackle assembly	Consult
0525-0153	Equiv. Hardy no. 4Kx2000 Steelyard rod dia 1/2 in Top bearing: 0525-0146 Bottom bearing: 0525-0147 Model: HS-4 Shackle assembly	Consult
0525-0154	Equiv. Hardy no. 5Kx2000 Steelyard rod dia 5/8 in Tip bearing: 0525-0146 Bottom bearing: 0525-0147 Model: HS-5 Shackle assembly	Consult
0525-0155	Equiv. Hardy no. 7Kx2000 Steelyard rod dia 5/8 in Top bearing: 0525-0148 Bottom bearing: 0525-0149 Models: hs-6, hs-7 Shackle assembly	Consult
0525-0156	Equiv. Hardy no. 8Kx2000 Steelyard rod dia 3/4 in Top bearing: 0525-0133 Bottom bearing: 0525-0134 Model: HS-8 Shackle assembly	Consult
0525-0057	Equiv. Hardy no. 10K311 Size: 1/4 in x 3/4 in x 1 3/4 in Models: HS-8, HS-9, HS-10 Nose iron retainer plate	Consult
0525-0200	Equiv. Hardy no. 4K1205 Size: 7/16 in O.D. x 1 in Bearing spacer	Consult
0525-0204	Equiv. Hardy no. 7K1205 Size: 9/16 in O.D. x 1 9/32 in Bearing spacer	Consult
0525-0208	Equiv. Hardy no. 8K1205 Size: 11/16 in O.D. x 1 5/16 in Bearing spacer	Consult



Individual Hardy Scale Parts

Miscellaneous (Cont.)

RL PN	DESCRIPTION	SUGG. LIST
13720	Cable Size: 1/8 in dia	Consult/Ft
13721	Cable Size: 3/16 in dia	Consult/Ft
0525-0035 (B)	Equiv Hardy no. 10K308 size: 3/4 in x 3 15/16 in x 8 15/16 in Uses pivot no. 0525-0064 Models: HS-8, HS-9, HS-10, R.H., nose iron	Consult
*0525-0037 (B)	Equiv. Hardy no. 10K309 size: 3/4 in x 3 15/16 in x 8 15/16 in Uses pivot no. 0525-0064 Models: HS-8, HS-9, HS-10, I.H., nose iron	Consult
0525-0045 (B)	Equiv. Hardy no. 3K308 size: 1/2 in x 3 1/32 in x 8 5/16 in Uses pivot no. 0525-0061 Models: HS-3, R.H., nose iron	Consult
0525-0047 (B)	Equiv. Hardy no. 3K309 size: 1/2 in x 2 7/16 in x 8 5/16 in Uses pivot no. 0525-0061 Models: HS-3, I.H., nose iron	Consult
0525-0049 (B)	Equiv. Hardy no. 4K308 size: 5/8 in x 3 11/32 in x 8 5/16 in Use pivot no. 0525-0063 Models: HS-4, R.H., nose iron	Consult
0525-0051 (B)	Equiv. Hardy no. 4K309 size: 5/8 in x 2 7/16 in x 8 5/16 in Uses pivot no. 0525-0063 Models: HS-4, I.H., nose iron	Consult
0525-0053 (B)	Equiv. Hardy no. 7K308 size: 5/8 in x 2 15/16 in x 8 5/16 in Use pivot no. 0525-0063 Models: HS-5, HS-6, HS-7, R.H., nose iron	Consult
0525-0055 (B)	Equiv. Hardy no. 7K309 size: 5/8 in x 2 15/16 in x 8 5/16 in Use pivot no. 0525-0063 Models: HS-5, HS-6, HS-7, I.H., nose iron	Consult



HARDY®

HARDY KITS

HARDY®

Hardy Kit Price Index By Rice Lake PN

RL PN	SUGGESTED LIST	PAGE #	RL PN	SUGGESTED LIST	PAGE #	RL PN	SUGGESTED LIST	PAGE #
HS-101-K	CONSULT	279	HS-106-K	CONSULT	281	HS-204-K	CONSULT	280
HS-103-K	CONSULT	279	HS-108-K	CONSULT	281	HS-205-K	CONSULT	280
HS-104-K	CONSULT	280	HS-203-K	CONSULT	279	HS-206-K	CONSULT	281
HS-105-K	CONSULT	280				HS-208-K		281

*Item obsolete or discontinued. When remaining stock is depleted, published prices are withdrawn and the item is subject to a special order quote.

XX Call for details.

Hardy Kit Reference By Capacity

Pivot and Bearing Kits			Kits With Complete Assemblies		
CAPACITY (LB)	RL PN	PAGE #	CAPACITY (LB)	RL PN	PAGE #
0-1,250	HS-101-K	279	0-1,250	HS-201-K	XX
1,251-2,500	HS-103-K	279	1,251-2,500	HS-203-K	279
2,501-6,250	HS-104-K	280	2,501-6,250	HS-204-K	280
6,251-7,500	HS-105-K	280	6,251-7,500	HS-205-K	280
7,501-12,500	HS-106-K	281	7,501-12,500	HS-206-K	281
12,501-25,000	HS-108-K	281	12,501-25,000	HS-208-K	281
25,001-37,500	HS-109-K	XX	25,001-37,500	HS-209-K	XX

*Item obsolete or discontinued. When remaining stock is depleted, published prices are withdrawn and the item is subject to a special order quote.

XX Call for details.

Hopper Scale

Kit No. HS-101-K

Pivots and Bearings Only For The Main Levers, Models HS-1 and HS-2, 0-1, 250 lb Capacity

QTY	RL PN	DESCRIPTION
16.....	0525-0196.....	Bearing, main lever load and fulcrum
16.....	0525-0200.....	Bearing, spacer
8.....	0525-0060.....	Pivot, main lever load and fulcrum
2.....	0525-0061.....	Pivot, main lever tip (new style)
2.....	0525-0507.....	Pivot, main lever tip
1.....	0525-0143.....	Bearing, top of splice shackle
1.....	0525-0144.....	Bearing, bottom of splice shackle

Consult Suggested list/5 lb shipping weight

Kit No. HS-103-K

Pivots and Bearings Only For The Main Levers Model HS-3, 1, 251-2, 500 lb Capacity

QTY	RL PN	DESCRIPTION
16.....	0525-0199.....	Bearing, main lever load and fulcrum
16.....	0525-0200.....	Bearing, spacer
8.....	0525-0074.....	Pivot, main lever load and fulcrum
2.....	0525-0061.....	Pivot, main lever tip (new style)
2.....	0525-0507.....	Pivot, main lever tip
1.....	0525-0143.....	Bearing, top of splice shackle
1.....	0525-0144.....	Bearing, bottom of splice shackle

Consult Suggested list/7 lb shipping weight

Kit No. HS-203-K

This Kit Fits The Main Levers Model HS-3, 1, 251-2, 500 lb Capacity But Has Complete Assemblies

QTY	RL PN	DESCRIPTION
8.....	0525-0226.....	Loop, main lever
8.....	0525-0074.....	Pivot, main lever
1.....	0525-0045.....	Pivot with nose iron
1.....	0525-0047.....	Pivot with nose iron
1.....	0525-0152.....	Shackle assembly

Consult Suggested list/18 lb shipping weight

HARDY® KITS

Hopper Scale

Kit No. HS-104-K

Pivots and Bearings Only For The Main Levers Model HS-4, 2, 501-6, 250 lb Capacity

QTY	RL PN	DESCRIPTION
16.....	0525-0199.....	Bearing, main lever load and fulcrum
16.....	0525-0200.....	Bearing, spacer
8.....	0525-0074.....	Pivot, main lever load and fulcrum
2.....	0525-0063.....	Pivot, main lever tip (new style)
2.....	0525-0508.....	Pivot, main lever tip
1.....	0525-0146.....	Bearing, top of splice shackle
1.....	0525-0147.....	Bearing, bottom of splice shackle

Consult Suggested list/6 lb shipping weight

Kit No. HS-204-K

This Kit Fits The Main Lever Model HS-4, 2, 501-6, 250 lb Capacity Scale But Has Complete Assemblies

QTY	RL PN	DESCRIPTION
8.....	0525-0226.....	Loop, main lever
8.....	0525-0074.....	Pivot, main lever load and fulcrum
1.....	0525-0049.....	Pivot with nose iron, r.H.
1.....	0525-0051.....	Pivot with nose iron, l.H.
1.....	0525-0153.....	Shackle assembly

Consult Suggested list/21 lb shipping weight

Kit No. HS-105-K

Pivots and Bearings Only For The Main Levers Model HS-5, 6, 251-7, 500 lb Capacity

QTY	RL PN	DESCRIPTION
16.....	0525-0203.....	Bearing, main lever load and fulcrum
16.....	0525-0204.....	Bearing, spacer
8.....	0525-0075.....	Pivot, main lever load and fulcrum
2.....	0525-0063.....	Pivot, main lever tip (new style)
2.....	0525-0508.....	Pivot, main lever tip
1.....	0525-0146.....	Bearing, top of splice shackle
1.....	0525-0147.....	Bearing, bottom of splice shackle

Consult Suggested list/11 lb shipping weight

Kit No. HS-205-K

This Kit Fits The The Main Levers Model HS-5, 6, 251-7, 500 lb Capacity But Has Complete Assemblies

QTY	RL PN	DESCRIPTION
8.....	0525-0227.....	Loop, main lever load and fulcrum
8.....	0525-0075.....	Pivot, main lever load and fulcrum
1.....	0525-0053.....	Pivot with nose iron, R.H.
1.....	0525-0055.....	Pivot with nose iron, l.H.
1.....	0525-0154.....	Shackle assembly

Consult Suggested list/37 lb shipping weight

Hopper Scale

Kit No. HS-106-K

Pivots and Bearings Only For The Main Levers, Models HS-6 and HS-7, 7, 501-12, 500 lb Capacity

QTY	RL PN	DESCRIPTION
16.....	0525-0203.....	Bearing, main lever load and fulcrum
16.....	0525-0204.....	Bearing, spacer
8.....	0525-0075.....	Pivot, main lever load and fulcrum
2.....	0525-0063.....	Pivot, main lever tip (new style)
2.....	0525-0508.....	Pivot, main lever tip
1.....	0525-0148.....	Bearing, top of splice shackle
1.....	0525-0149.....	Bearing, bottom of splice shackle

Consult Suggested list/12 lb shipping weight

Kit No. HS-206-K

This Kit Fits The Main Levers, Models HS-6 and HS-7, 7, 501-12, 500 lb Capacity But Has Complete Assemblies

QTY	RL PN	DESCRIPTION
8.....	0525-0227.....	Loop, main lever load and fulcrum
8.....	0525-0075.....	Pivot, main lever load and fulcrum
1.....	0525-0053.....	Pivot with nose iron, R.H.
1.....	0525-0055.....	Pivot with nose iron, I.H.
1.....	0525-0155.....	Shackle assembly

Consult Suggested list/39 lb shipping weight

Kit No. HS-108-K

Pivots and Bearings For The Main Levers, Models HS-8, 12, 501-25,000 lb Capacity

QTY	RL PN	DESCRIPTION
16.....	0525-0207.....	Bearing, main lever load and fulcrum
16.....	0525-0208.....	Bearing, spacer
8.....	0525-0077.....	Pivot, main lever load and fulcrum
2.....	0525-0064.....	Pivot, main lever tip (new style)
2.....	0525-0509.....	Pivot, main lever tip
1.....	0525-0133.....	Bearing, top of splice shackle
1.....	0525-0134.....	Bearing, bottom of splice shackle

Consult Suggested list/18 lb shipping weight

Kit No. HS-208-K

This Kit Fits The Main Levers, Models HS-8, 12, 501-25,000 lb Capacity But Has Complete Assemblies

QTY	RL PN	DESCRIPTION
8.....	0525-0228.....	Loop, main lever load and fulcrum
8.....	0525-0077.....	Pivot, main lever load and fulcrum
1.....	0525-0035.....	Pivot with nose iron, R.H.
1.....	0525-0037.....	Pivot with nose iron, I.H.
1.....	0525-0156.....	Shackle assembly

Suggested list/64 lb shipping weight





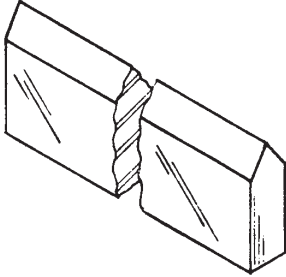
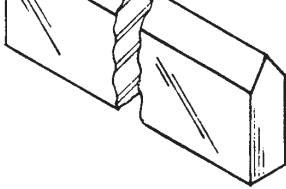
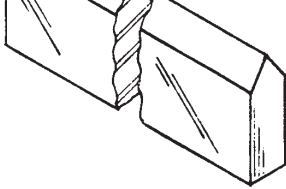
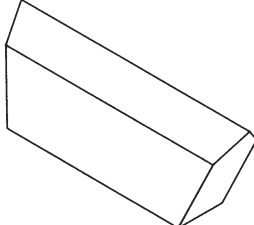
MISCELLANEOUS

MISCELLANEOUS

Baker/Weld-tec®

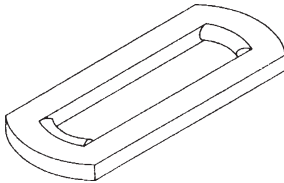
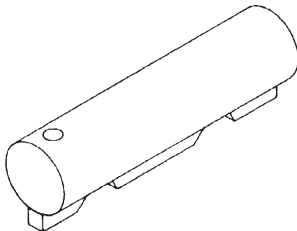
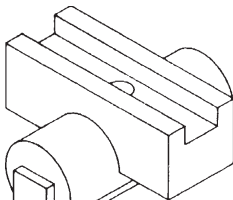
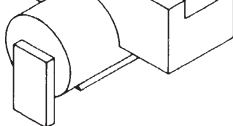
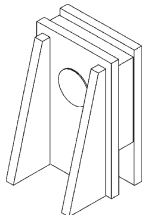
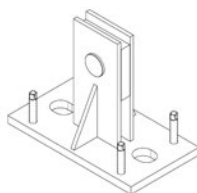
Truck Scale Parts

MISCELLANEOUS

RL PN	DESCRIPTION	SUGGESTED LIST
34353	Size: 1 in x 3/4 in x 6 9/16 in 5 1/8 in between feet Bearing, 50 and 60 ton, load fulcrum	Consult
34352	Size: 1 in x 3/4 in x 8 in 6 1/8 in between feet Bearing, 80 ton, fulcrum	Consult 
34351	Size: 1 in x 3/4 in x 8 in 6 5/8 in between feet Bearing, 80 ton, load	Consult 
F462	Size: 1 in x 3/4 in x 6 in 4 3/16 in between feet Bearing, all torque tube fulcrum	Consult
F461	Bearing size: 1 in x 3/4 in x 2 1/16 in Block size: 2 in x 1 in x 5 1/4 in Bearing assembly, upper tip connection	Consult 
F460	Bearing size: 1 in x 3/4 in x 2 1/16 in Block size: 2 in x 3/4 in x 5 1/4 in Bearing assembly, lower tip connection	Consult 
10800	Size: 1/2 in x 1 1/32 in x 6 1/2 in Pivot, load and fulcrum 50 And 60 ton, 32 1/2 ton/section	Consult 
10801	Size: 1/2 in x 1 1/32 in x 8 in Pivot, load and fulcrum 80 Ton, 40 ton/section	Consult 
F454P	Size: 1/2 in x 1 in x 6 in Pivot, torque tube load and fulcrum All capacities	Consult 
F457P	Size: 1/2 in x 1 in x 2 in Pivot, tip All capacities	Consult 

Baker/Weld-tec®

Truck Scale Parts (Cont.)

RL PN	DESCRIPTION	SUGGESTED LIST	
H714L	Link Size: 3/4 in x 5 in x 12 3/8 in Link inner dimension 8 3/8 in All models	Consult	
SP403	Trunnion Size: 2 in dia x 8 in All models	Consult	
SP404	Saddle block Size: 5 in x 3 in x 5 in All 30, 50, and 60 Ton scales With 6 1/2 in pivots	Consult	
22912	Saddle block Size: 5 in x 3 in x 6 1/2 in All 80 ton scale With 8 in Pivot	Consult	
11129	Stand, portable scales Size: 5 in x 7 5/8 in to beginning surface 32 1/2 Ton/sectional scales	Consult	
S9686-1	Stand, pit Size: 8 in x 18 in base x 8 1/2 in high 32 1/2 Ton sectional	Consult	

MISCELLANEOUS

Kit No. 35418

Pivot and Bearing Kit, 2-Section, 30-Ton

QTY	RL PN	DESCRIPTION
8.....	10800	Pivot, load and fulcrum
8.....	34353	Bearing, load and fulcrum
4.....	F454P	Pivot, torque tube load and fulcrum
3.....	F457P	Pivot, tip
3.....	F460	Bearing block assembly
2.....	F461	Bearing block assembly
2.....	F462	Bearing, torque tube fulcrum

Consult Suggested list/50 lb shipping weight

Kit No. 35419

Suspension Kit, 2-Section, 30 Ton

QTY	RL PN	DESCRIPTION
8.....	H714L.....	Link
4.....	SP403.....	Trunnion
4.....	SP404.....	Saddle block

Consult Suggested list/135 lb shipping weight

Kit No. 35420

Pivot and Bearing Kit, 4-Section, 50 and 60 Ton, 32 1/2 Tons Per Section

QTY	RL PN	DESCRIPTION
16.....	10800	Pivot, load and fulcrum
16.....	34353	Bearing, load fulcrum
8.....	F454P	Pivot, torque tube load and fulcrum
5.....	F457P	Pivot, tip
5.....	F460	Bearing block assembly
4.....	F461	Bearing block assembly
4.....	F462	Bearing, torque tube fulcrum

Consult Suggested list/100 lb shipping weight

Baker/Weld-tec®

Truck Scale Kits (Cont.)

MISCELLANEOUS

Kit No. 35421

Suspension Kit, 4-Sections, 50 and 60 Ton, 32 1/2 Tons Per Section

QTY	RL PN	DESCRIPTION
16.....	H714L.....	Link
8.....	SP403.....	Trunnion
8.....	SP404.....	Saddle block

Consult Suggested list/265 lb shipping weight

Kit No. 35422

Pivot and Bearings Kit, 5-Section, 50 and 60 Ton, 32 1/2 Tons Per Section

QTY	RL PN	DESCRIPTION
20.....	10800	Pivot, load and fulcrum
20.....	34353	Bearing, load and fulcrum
10.....	F454P	Pivot, torque tube load and fulcrum
6.....	F457P	Pivot, tip
6.....	F460	Bearing block assembly
5.....	F461	Bearing block assembly
5.....	F462	Bearing, torque tube fulcrum

Consult Suggested list/130 lb shipping weight

Kit No. 35423

Suspension Kit, 5-Section, 50 and 60 Ton, 32 1/2 Tons Per Section

QTY	RL PN	DESCRIPTION
20.....	H714L.....	Link
10.....	SP403.....	Trunnion
10.....	SP404.....	Saddle block

Consult Suggested list/325 lb shipping weight

Kit No. 35424

Pivot and Bearings Kit, 4-Section, 80 Ton, 40 Tons Per Section

QTY	RL PN	DESCRIPTION
16.....	10801	Pivot, load and fulcrum
8.....	34351	Bearing, load
8.....	34352	Bearing, fulcrum
8.....	F454P	Pivot, torque tube load and fulcrum
5.....	F457P	Pivot, tip
5.....	F460	Bearing block assembly
4.....	F461	Bearing block assembly
4.....	F462	Bearing, torque tube fulcrum

Consult Suggested list/110 lb shipping weight

Baker/Weld-tec®

Truck Scale Kits (Cont.)

MISCELLANEOUS

Kit No. 35425

Suspension Kit, 4-Section, 80 Ton, 40 Tons Per Section

QTY	RL PN	DESCRIPTION
16.....	H714L.....	Link
8.....	SP403.....	Trunnion
8.....	22912	Saddle block

Consult Suggested list/280 lb shipping weight

Kit No. 35426

Pivot and Bearings Kit, 5-Sections, 80 Ton, 40 Tons Per Section

QTY	RL PN	DESCRIPTION
20.....	10801	Pivot, load and fulcrum
10.....	34351	Bearing, load
10.....	34352	Bearing, fulcrum
10.....	F454P	Pivot, torque tube load and fulcrum
6.....	F457P	Pivot, tip
6.....	F460	Bearing block assembly
5.....	F461	Bearing block assembly
5.....	F462	Bearing, torque tube fulcrum

Consult Suggested list/135 lb shipping weight

Kit No. 35427


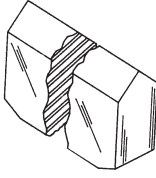
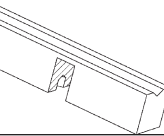
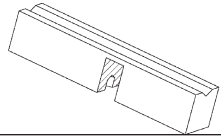
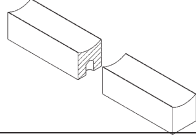
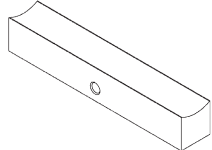
Suspension Kit, 5-Section, 80 Ton, 40 Tons Per Section

QTY	RL PN	DESCRIPTION
20.....	H714L.....	Link
10.....	SP403.....	Trunnion
10.....	22912	Saddle block

Consult Suggested list/350 lb shipping weight

Canadian Scale Co. Ltd.®

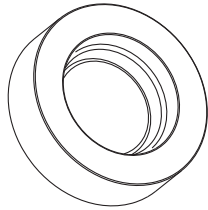



Truck Scale Parts

RL PN	DESCRIPTION	SUGGESTED LIST	
H614P	Canadian PN Pivot, Size: 1/2 in x 1 1/8 in x 2 in	Consult	
C103P	Canadian PN Pivot, Size: 1/2 in x 1 1/8 in x 5 1/2 in	Consult	
P716P	Canadian PN Pivot, Size: 1/2 in x 1 1/8 in x 6 1/2 in	Consult	
C102	Canadian PN Bearing Size: 1 in x 1 in x 5 1/2 in Hole in bottom	Consult	
C104	Canadian PN Bearing Size: 1 in x 1 in x 6 1/2 in Hole in bottom	Consult	
C101	Canadian PN Bearing Size: 1 in x 1 in x 6 1/2 in Hole in side	Consult	

MISCELLANEOUS

Cardinal® SCA Load Cell


Load Cup Identification AND PN

RL PN	DESCRIPTION	SUGGESTED LIST	
69431	Cups, load cell For 50k SCA Size: 2 1/2 in dia x 13/16 in H, 1.910 inner dimension Upper and lower	Consult	
85433	Rice lake rlscs Cups, load cell Size: 2 1/2 in dia x 3/4 in H, 1 1/2 in inner dimension Set of two pieces	Consult	
92988	O-ring, Rice Lake cell Size: 1 1/4 in I.D. x 1 1/2 outer dimension RLSCA	Consult	
68918	Load cell, RLSCA Replaces cardinal SCA Size: 3 outer dimension x 7 3/4 in with cups Complete, load cell and cups	Consult	

Durline/Derlein®

Truck Scale Parts

RL PN	DESCRIPTION	SUGGESTED LIST
508100	Equiv. Durline no. 508100, 290013 Pivot Size: 1/2 in x 1 in x 2 in	Consult
508200	Equiv. Durline no. 508200, 290014 Pivot Size: 1/2 in x 1 in x 3 in	Consult
508300	Equiv. Durline no. 508300, 290015 Pivot Size: 1/2 in x 1 in x 4 in	Consult
508400	Equiv. Durline no. 508400, 290016 Pivot Size: 1/2 in x 1 in x 5 7/8 in	Consult
508500	Equiv. Durline no. 508500, 290017 Pivot Size: 1/2 in x 1 in x 7 in	Consult
508600	Equiv. Durline no. 508600, 290018 Pivot Size: 1/2 in x 1 in x 8 in	Consult
508700	Equiv. Durline no. 508700, 290019 Pivot Size: 1/2 in x 1 in x 9 3/8 in	Consult



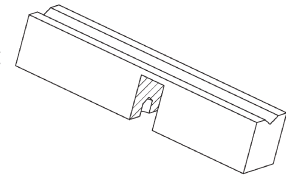
MISCELLANEOUS

Durline/Derlein®

Truck Scale Parts (Cont.)

MISCELLANEOUS

RL PN	DESCRIPTION	SUGGESTED LIST
508800	Equiv. Durline no. 508800 Bearing Size: 1 in x 1 in x 1 in	Consult
508900	Equiv. Durline no. 508900 Bearing size: 1 in x 1 in x 2 in	Consult
509100	Equiv. Durline no. 509100 Bearing size: 1 in x 1 in x 3 in	Consult
509200	Equiv. Durline no. 509200 Bearing size: 1 in x 1 in x 5 7/8 in	Consult
509300	Equiv. Durline no. 509300 Bearing size: 1 in x 1 in x 7 in	Consult
509500	Equiv. Durline no. 509500 Bearing size: 1 in x 1 1/2 in x 9 3/8 in	Consult
509000	Equiv. Durline no. 509000 Bearing with frictions size: 1 in x 1 in x 2 1/8 in	Consult
509101	Equiv. Durline no. 509101 Bearing with frictions size: 1 in x 1 in x 2 7/8 in	Consult



Durline/Derlein®

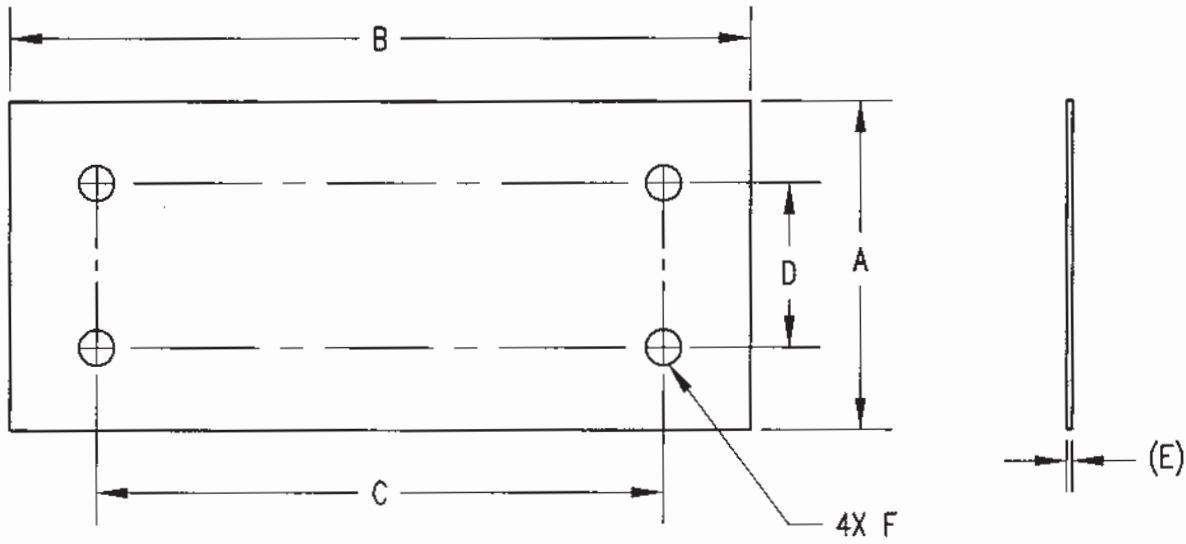
Suspension

RL PN	DESCRIPTION	SUGGESTED LIST	
502800	Equiv. Durline no. 502800 Size: 2 in dia x 7 1/4 in Trunnion 35/42 T sec	Consult	
109573	Equiv. Durline no. 502900, 675006 Size: 2 1/2 in dia x 7 7/16 in Trunnion 55/75 T sec	Consult	
109564	Equiv. Durline no. Size: 4 3/8 in x 4 in x 5 5/8 in Saddle block 35/42 T sec	Consult	
84196	Equiv. Durline no. 675002 Size: 4 1/4 in x 4 in x 9 in Saddle block 55/75 T sec	Consult	
502200	Equiv. Durline no. 502200 Size: 5/8 in x 5 in x 12 in, 8 5/8 in inner diameter Link 35/42 T sec	Consult	
84860	Equiv. Durline no. 675005 Size: 3/4 in x 6 in x 16 in, 11 1/16 in inner diameter Link 55/75 T sec	Consult	
94657	Equiv. Durline no. 300024 Size: 2 in x 2 1/2 in x 6 in Tip connection with bearing 35/42 T sec	Consult	
84221	Equiv. Durline no. 675014 Size: 2 in x 2 in x 6 in Tip connection 55/75 T sec	Consult	
94658	Equiv. Durline no. 300023 Size: 2 in x 2 1/2 in x 6 in Tip connection 35/42 T sec	Consult	
84219	Equiv. Durline no. 675015 Size: 2 in x 3 1/4 in x 6 in Tip connection 55/75 T sec	Consult	
S10156	equiv. Durline no. Size 10 in x 12 in base x 14 3/8 in Girder chair	Consult	

MISCELLANEOUS

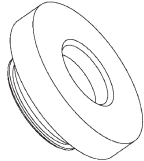
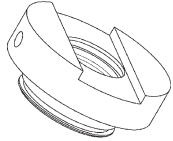
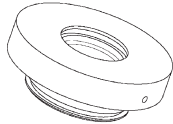
ELECTRONIC FLEXURES

PN	A	B	C	D	E	F	SUGGESTED LIST
33305.....	2.50.....	3.00.....	1.500.....	1.50.....	.032.....	ø0.390.....	Consult
33306.....	2.50.....	3.00.....	1.500.....	1.50.....	.025.....	ø0.390.....	Consult
33303.....	3.00.....	3.25.....	2.250.....	1.50.....	.032.....	ø0.390.....	Consult
33304.....	3.00.....	3.25.....	2.250.....	1.50.....	.025.....	ø0.390.....	Consult
11142.....	3.00.....	3.25.....	1.750.....	1.50.....	.040.....	ø0.390.....	Consult
33302.....	3.00.....	3.75.....	2.250.....	1.50.....	.032.....	ø0.390.....	Consult
11138.....	3.00.....	3.75.....	2.250.....	1.50.....	.042.....	ø3.90.....	Consult
33087.....	3.00.....	4.75.....	3.250.....	1.50.....	.032.....	ø0.390.....	Consult
11140.....	3.00.....	4.75.....	3.250.....	1.50.....	.040.....	ø0.390.....	Consult
11141.....	4.00.....	5.50.....	3.500.....	2.00.....	.062.....	ø0.531.....	Consult
33086.....	4.00.....	6.00.....	3.500.....	2.00.....	.062.....	ø0.500.....	Consult
33307.....	4.00.....	7.00.....	4.500.....	2.00.....	.062.....	ø0.500.....	Consult
Consult.....	4.00.....	4.75.....	3.25.....	2.00.....	.062.....	ø0.531.....	Consult



FAIRBANKS ROCKER COLUMN LOAD CELLS

Load Cup Identification and PN

RL PN	DESCRIPTION	SUGGESTED LIST	
109228	Equiv. Fairbanks no. 66980 Size: 3 3/4 in dia x 1 3/8 in Fits upper and lower Fits Flintec and sensortronic LCF -HR4020-1 With o-ring 72103	Consult	
109331	Equiv. Fairbanks no. 70511 Size: 3 3/4 in dia x 1 5/8 in Receiver cup, lower Fits flintec rc3 For load cell lcf-hr4020-2A With roll pin, pn 15290 With o-rings, pn 72103, 109355	Consult	
109332	Equiv. Fairbanks no. 70512 Size: 3 3/4 in dia x 1 3/8 in Receiver cup, upper Fit flintec rc3 For load cell lcf-hr4020-2A With o-rings, pn 72103, 109355	Consult	

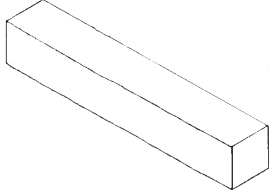
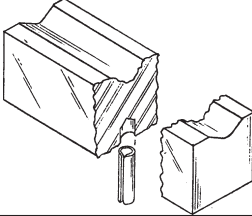
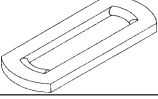
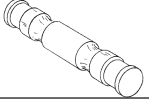
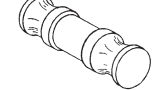



Call for other load cell cups.

MISCELLANEOUS

Hardin®

Truck Scales

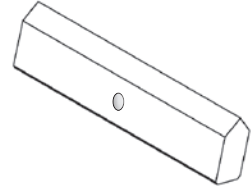
MISCELLANEOUS

RL PN	DESCRIPTION	SUGGESTED LIST	
10873	Hardin equiv. PN Pivot Size: 1/2 in x 1/2 in x 6 in	Consult	
TH922P	Hardin equiv. PN Pivot Size: 1/2 in x 1/2 in x 2 1/4 in	Consult	
10799	Hardin equiv. PN Bearing Size: 1 in x 1 in x 3 in	Consult	
CM702	Hardin equiv. PN Bearing Size: 1 in x 1 in x 6 in	Consult	
H714L	Hardin equiv. PN Link Size: 3/4 x 5 in x 12 3/8 in	Consult	
11121	Hardin equiv. PN Trunnion Size: 2 in dia x 8 1/2 in	Consult	
11120	Hardin equiv. PN Saddle pin Size: 2 in dia x 5 1/2 in	Consult	
H910	Hardin equiv. PN Stand, main lever Size: 8 in x 14 in base x 11 in high	Consult	

Rex[®]

Hopper Scale Pivots

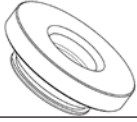


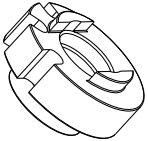

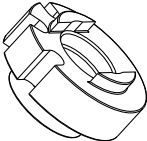
RL PN	DESCRIPTION	SUGGESTED LIST
10983	Pivot Size: 1/2 in x 3/4 in x 3 3/4 in	Consult
11020	Pivot Size: 3/4 in x 1 in x 4 3/4 in	Consult
10984	Pivot Size: 1 in x 1 1/4 in x 6 in	Consult



MISCELLANEOUS

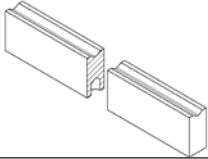
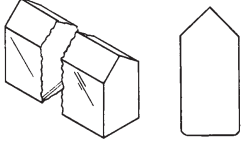
Rice Lake

Load Cell Cups

RL PN	DESCRIPTION	SUGGESTED LIST	
71602	Toledo equiv. TA200764, 68000410 Size: 3 3/4 in dia x 1 1/4 in Standard digital upper	Consult	
44290	Rice Lake retro kit cup Size: 3 3/4 in dia x 1 3/4 in lower For kits 78713, 78714 and 152774 With Flintec RC1 load cell	Consult	
154107	Rice Lake retro kit cup Size: 3 3/4 in dia x 1 13/16 in upper For kit no. 154347, 154348, 154349 upper With Flintec RC3 load cell Truck only	Consult	
154106	Rice Lake retro kit cup Size: 3 3/4 in dia x 2 3/16 in For kit no. 154347, 154348, 154349 lower With Flintec RC3 load cells Truck scale only	Consult	
111365	Rice Lake retro kit cup Size: 3 3/4 in dia x 2 in upper For kits 129844, 111367 With Flintec RC3 load cells Rail/truck combo for kits 129844 and 111367	Consult	
111366	Rice Lake retro kit cup Size: 4 1/8 in dia x 1 3/8 in lower With Flintec RC3 load cells Rail/truck combo for kits 129844 and 111367	Consult	

Southwestern®

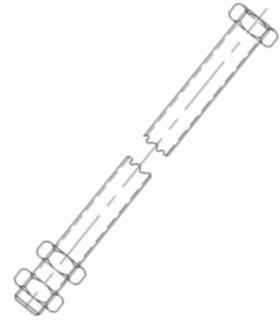
Truck Scale Parts

RL PN	DESCRIPTION	SUGGESTED LIST	
10825	Bearing Size: 5/8 in x 1 1/4 in x 7 in	Consult	
10823	Bearing Size: 5/8 in x 1 1/4 in x 6 in	Consult	
10834	Pivot Size: 1/2 in x 1 in x 7 in	Consult	
10832	Pivot Size: 1/2 in x 1 in x 6 in	Consult	
10843	Pivot Size: 1/2 in x 1 in x 2 in	Consult	

MISCELLANEOUS


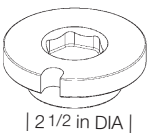
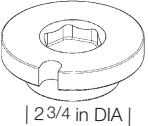
TIP CONNECTION BOLTS

RL PN	DESCRIPTION	SUGGESTED LIST
154030	Bolt, 1/2 in dia x 16 in	Consult
90846	Bolt, 5/8 in dia x 8 in	Consult
90836	Bolt, 5/8 in dia x 13 in	Consult
90815	Bolt, 5/8 in dia x 16 in	Consult
CM721	Bolt, 5/8 in dia x 18 in	Consult
154029	Bolt, 3/4 in dia x 12 in	Consult
94458	Bolt, 3/4 in dia x 15 in	Consult
94459	Bolt, 3/4 in dia x 21 in	Consult



METTLER-TOLEDO® DIGITOL LOAD CELLS

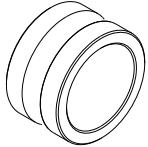
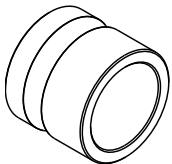
Load Cup Identification and PN

RL PN	DESCRIPTION	SUGGESTED LIST	
71602	Toledo equiv. no. TA200764, 68000410 Size: 3 3/4 in dia x 1 1/4 in Receiver cup, upper With o-ring 72103 Fits Digitol cells E14CO2500A, 15476400A A15475900A truck scales only	Consult	
101563	Toledo equiv. no. TA200814, 68000400 Size: 3 3/4 in dia x 1 1/4 in Receiver cup, lower With o-ring 72103 Fits Digitol cells E14002500A, E12995400A 15476400A, A15475900A truck scales only	Consult	
156255	Toledo equiv. no. TA200835-1, 68004120 Size: 3 3/4 in dia x 1 1/2 H Receiver cup, upper With o-ring 94272 Fits Digitol cells PN 14002900A, 15475900A truck/truck combo	Consult	
156254	Toledo equiv. no. TA200830-1, 68004119 Size: 4 1/8 in dia x 1 1/2 H Fits digitol cells PN 14002900A, 15475900A truck/truck combo	Consult	

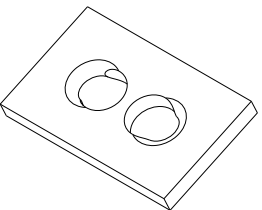
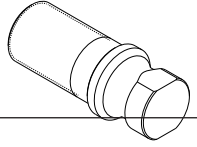
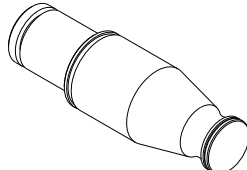
MISCELLANEOUS

INDIVIDUAL SCALE PARTS

UNIBRIDGE®

RL PN	DESCRIPTION	SUGGESTED LIST	
130187	Equiv. Unibridge no. Size: 1.8 in inner dimension x 2.375 in outer dimension x 1 3/8 lg Mechanical Sleeve	Consult	
130188	Equiv. Unibridge no. Size: 1.8 in inner dimension x 2.375 in outer dimension x 2 1/16 lg Electronic scales Sleeve	Consult	

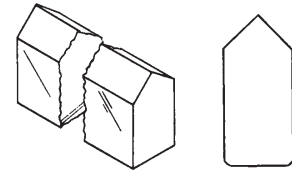
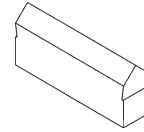
AVERY WEIGH-TRONIX®

RL PN	DESCRIPTION	SUGGESTED LIST	
154031	Equiv. Weigh-tronix no. Link Size: 3/4 x 5. x 8 1/2 in 4 13/16 in inner dimension	Consult	
154118	Equiv. Weigh-tronix no. 27171-0014 Link Size: 3/4. x 6 x 8 1/2 in 4 13/16 in inner dimension	Consult	
154119	Equiv. Weigh-tronix no. 50816-0015 Link Size: 1 x 6 x 9 in 4 15/16 in inner dimension	Consult	
154144	Equiv. Weigh tronix no. 14006-0013 Size: 1 3/4 in dia x 4 1/4 in 1 1/2-12Nf threads	Consult	
154146	Equiv. Weigh tronix no. 50816-0017 Pin with spacer 55488-0013 Size: 2 1/2 in dia x 8 1/4 in	Consult	

Winslow®

Truck Scale Parts


RL PN	DESCRIPTION	SUGGESTED LIST
10739	Equiv. Winslow no. A698 Size: 1/2 in x 1 in x 2 1/4 in	Consult
89459	Equiv. Winslow no. B20 Size: 1/2 in x 1 in x 1 1/2 in Pivot	Consult
10733	Equiv. Winslow no. B2 Size: 31/64 in x 1 in x 2 3/4 in	Consult
10702	Equiv. Winslow no. D95L1 Size: 1/2 in x 1 in x 2 3/4 in	Consult
10714	Equiv. Winslow no. D95 L15 Size: 1/2 in x 1 in x 3 3/16 in	Consult
10717	Equiv. Winslow no. B983L1 Size: 1/2 in x 1 in x 4 1/8 in	Consult
10718	Equiv. Winslow no. B983L2 Size: 1/2 in x 1 in x 4 5/8 in	Consult
10719	Equiv. Winslow no. B983L3 Size: 1/2 in x 1 in x 5 1/4 in	Consult
10721	Equiv. Winslow no. B983L3 Size: 1/2 in x 1 in x 5 5/8 in	Consult
10700	Equiv. Winslow no. D95L3 Size: 1/2 in x 1 in x 6 1/16 in	Consult
10701	Equiv. Winslow no. D95L4 Size: 1/2 in x 1 in x 6 9/16 in	Consult
10722	Equiv. Winslow no. B983 Size: 1/2 in x 1 in x 6 5/8 in	Consult
10704	Equiv. Winslow no. D95L5 Size: 5/8 in x 1 1/4 in x 8 7/16 in	Consult
10724	Equiv. Winslow no. B983L7 Size: 5/8 in x 1 1/4 in x 8 1/2 in	Consult



MISCELLANEOUS

Winslow®

Truck Scale Parts (Cont.)

RL PN	DESCRIPTION	SUGGESTED LIST
10742	Equiv. Winslow no. n/a Size: 7/8 in sq bearing	Consult
10743	Equiv. Winslow no. B-15 Size: 5/8 in x 1 1/4 in x 2 3/8 in With friction plates	Consult 
89460	Equiv. Winslow no. B33 Size: 1/2 in x 1 in x 1 5/8 in Bearing	Consult
10740	Equiv. Winslow no. B12 Size: 5/8 in x 1 1/4 in x 2 11/16 in With friction points both ends	Consult
10741	Equiv. Winslow no. B431U Size: 5/8 in x 1 1/4 in x 2 5/8 in With a friction point on one end	Consult 
89458	Equiv. Winslow no. B38 Size: 5/8 in x 1 1/4 in x 1 7/8 in With a friction point on one end	Consult
10752	Equiv. Winslow no. D101 I1 Size: 3/4 in sq. x 4 1/2 in	Consult
11218	Equiv. Winslow no. A708 Size: 3/4 in sq. x 5 1/8 in	Consult
10750	Equiv. Winslow no. A954 Size: 3/4 in sq. 295 5 1/2 in	Consult 
10753	Equiv. Winslow no. D101 L2 Size: 3/4 in sq. x 6 in	Consult
10754	Equiv. Winslow no. D101 L3 Size: 3/4 in sq. x 6 1/2 in	Consult
10755	Equiv. Winslow no. D101 L4 Size: 1 in sq. x 8 3/8 in	Consult
89089	Equiv. Winslow no. A5483 Size: 1 15/16 in x 3 5/8 in x 6 3/8 in Cast steel with bearing insert PN 10754	Consult 

RL PN	ROLLERS	SUGGESTED LIST
108469	1 in dia x 3 in	Consult
108470	1 1/2 in dia x 3 in	Consult
108471	1 1/2 in dia x 4 in	Consult
108472	1 1/2 in dia x 6 in	Consult
108473	1 1/2 in dia x 8 in	Consult
108474	2 in dia x 8 in	Consult
108475	2 in dia x 11 in	Consult



Types of Winslow® Scales

Type P	Side arm with two rollers
Type P1	Economy 45° cast lever with two rollers
Type P2	Built after 1976 with two rollers
Type S	Pit scale with three rollers
Type S1	Pit scale, roadway, with three rollers
Type S2	Pit scale built after 1976 with three rollers
Type CS	PV-contractor with two rollers
Type CS1	PV-contractor 1972-1976 with two rollers
Type CS2	PV-contractor after 1976 with two rollers

Winslow® Kits

Truck Scale Kits

MISCELLANEOUS

Kit No. 89461

50 Ton, 4-Section, 40, 50 AND 60 feet, Type CS-1 1976 - 5-10-83 with 6 in Pivots

QTY	RL PN	EQUIV. WINSLOW #	DESCRIPTION
16.....	10700	D95 L3	Pivot
16.....	10753	D101 L2	Bearing, load x fulcrum 3/4 in x 3/4 in x 6 in
4.....	10739	A698	Pivot, m l tip 1/2 in x 1 in x 2 1/4 in
4.....	10743	B15	Bearing, lower m l tip 5/8 in x 1 1/4 in x 2 3/8 in
4.....	10740	B12	Bearing, upper 5/8 in x 1 1/4 in x 2 11/16 in
4.....	10740	B12	Bearing, stand 5/8 in x 1 1/4 in x 2 11/16 in
8.....	10702	D95 L1	Pivot, torque tube 1/2 in x 1 in x 2 3/4 in
1.....	89459	B20	Pivot, torque tube tip 1/2 in x 1 in x 1 1/2 in
1.....	89460	B33	Bearing, torque tube tip 1/2 in x 1 in x 1 5/8 in

Consult Suggested list

Kit No. 89462

60 Ton, 4-Section, Type CS and CS1 1972-1976 with 6 1/2 in Pivots

QTY	RL PN	EQUIV. WINSLOW #	DESCRIPTION
16.....	10701	D95 L4	Pivot, load x fulcum 1/2 in x 1 in x 6 9/16 in
16.....	10754	D101 L3	*Bearing, load x fulcrum 3/4 in x 3/4 in x 6 1/2 in
4.....	10739	A698	Pivot, m l tip 1/2 in x 1 in x 2 1/4 in
4.....	10743	B15	Bearing, lower tip conn. 5/8 in x 1 1/4 in x 2 3/8 in
4.....	10740	B12	Bearing, upper tip conn. 5/8 in x 1 1/4 in x 2 11/16 in
4.....	10740	B12	Bearing, t tube stand 5/8 in x 1 1/4 in x 2 11/16 in
8.....	10702	D95 L	Pivot, torque tube 1/2 in x 1 in x 2 3/4 in
1.....	89459	B20	Pivot, torque tube tip 1/2 in x 1 in x 1 1/2 in
1.....	89460	B33	Bearing, torque tube tip 1/2 in x 1 in x 1 5/8 in

Consult Suggested list

Kit No. 89463

50 x 60 Ton, 4-Section After June 1983, Type P2 and CS 2

QTY	RL PN	EQUIV. WINSLOW #	DESCRIPTION
16.....	10701	D95 L4	Pivot, load x fulcrum 1/2 in x 1 in x 6 9/16 in
16.....	89089	A5483	Bearing, load x fulcrum 2 in x 3 5/8 in x 6 3/8 in
4.....	10739	A698	Pivot, tip 1/2 in x 1 in x 2 1/4 in
8.....	10714	D95 L15	Pivot, torque tube 1/2 in x 1 in x 3 3/16 in
4.....	10743	B15	Bearing, lower tip conn. 5/8 in x 1 1/4 in x 2 3/8 in
4.....	10740	E373	Bearing, upper tip conn. 5/8 in x 1 in x 2 5/8 in
4.....	10740	E373	Bearing, torque tube stand 5/8 in x 1 1/4 in x 2 5/8 in
1.....	10734	7859-A2E	Pivot, torque tube tip 5/8 in dia x 3 1/8 in
2.....	10742	B646-3	Bearing, torque tube tip 7/8 in x 7/8 in x 7/8 in

Consult Suggested list

* Cast steel bearing

Winslow® Kit

Truck Scale Kits (Cont.)

Kit No. 89464

50 Ton, 4-Section, **Type S**, 1971-1976 with 6 in Pivots

QTY	RL PN	EQUIV. WINSLOW #	DESCRIPTION
16.....	10700.....	D95 L3.....	Pivot, load and fulcrum 1/2 in x 1 in x 6 1/16 in
16.....	10753.....	D101 L2.....	Bearing, load x fulcrum 3/4 in x 3/4 in x 6 in
4.....	10739.....	A698.....	Pivot, tip 1/2 in x 1 in x 2 1/4 in
4.....	10743.....	B15.....	Bearing, lower tip 5/8 in x 1 1/4 in x 2 3/8 in
4.....	89458.....	B38.....	Bearing, upper tip conn. 5/8 in x 1 1/4 in x 1 7/8 in
4.....	11024.....	7859-A4E.....	Pivot, adj
4.....	11023.....	7859-A5E.....	Pivot, fix
2.....	10742.....	B-646-3.....	Bearing, tip 7/8 in x 7/8 in x 7/8 in
1.....	10734.....	7859-A2E.....	Pivot, tip 5/8 in dia x 3 1/8 in
4.....	89458.....	B38.....	Bearing, torque tube stand 5/8 in x 1 1/4 in x 1 7/8 in

Consult Suggested list

Kit No. 89465

50 Ton, 4-Section, **Type S1**, 6 in Pivots

QTY	RL PN	EQUIV. WINSLOW #	DESCRIPTION
16.....	10700.....	D95L3.....	Pivot, load x fulcrum 1/2 in x 1 in x 6 1/16 in
16.....	10753.....	D101L2.....	Bearing, load x fulcrum 3/4 in x 3/4 in x 6 in
4.....	10739.....	A698.....	Pivot, tip 1/2 in x 1 in x 2 1/4 in
4.....	10743.....	B15.....	Bearing, lower tip conn. 5/8 in x 1 1/4 in x 2 3/8 in
8.....	10702.....	D95 L1.....	Pivot, torque tube l and f 1/2 in x 1 in x 2 3/4 in
4.....	10740.....	B12.....	Bearing, upper tip conn. 5/8 in x 1 1/4 in x 2 11/16 in
4.....	10740.....	B12.....	Bearing, torque tube stand 5/8 in x 1 1/4 in x 2 11/16 in
1.....	10734.....	7859-A2.....	Pivot, torque tube tip 5/8 in dia x 3 1/8 in
2.....	10742.....	B646-3.....	Bearing, torque tube tip 7/8 in x 7/8 in x 7/8 in

Consult Suggested list

MISCELLANEOUS

RICE LAKE WEIGHING

Pipe Lever Scales

Rice Lake Weighing

Pipe Lever Scale Type I, 25K/30K



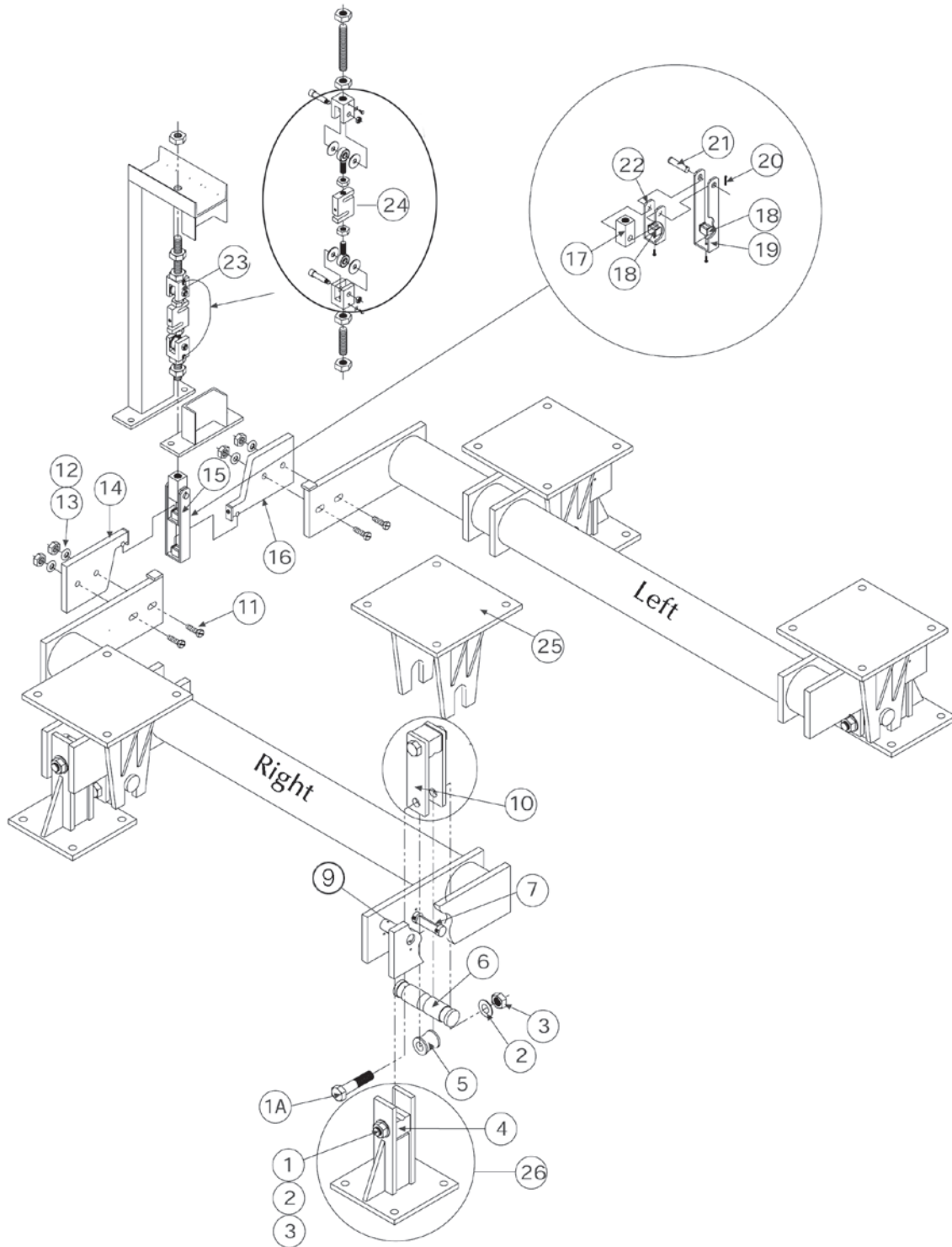
RICE LAKE WEIGHING

REF#	PN	DESCRIPTION	PRICE
1	40174	Bolt	Consult
2	15179	Washer.....	Consult
3	14697	Lock nut.....	Consult
4	39990	Bearing.....	Consult
5	39991	Spool	Consult
6	39993	Trunnion Pin	Consult
7	0525-0056	Pivot.....	Consult
8	39988	Loop assembly.....	Consult
9	39101	Drive screw	Consult
10	39989	Loop side plate	Consult
11	26344	Cap screw.....	Consult
12	15177	Washer.....	Consult
13	40181	Lock nut	Consult
14	39975	Nose iron assembly, right	Consult
15	39969	Shackle assembly, nose iron connection.....	Consult
16	39972	Nose iron assembly, left.....	Consult
17	39963	Shackle support block, center connection	Consult
18	CM764	Bearing with friction plates	Consult
19	39971	Large shackle loop, center connection.....	Consult
20	15244	Cotter pin	Consult
21	22102	Clevis pin.....	Consult
22	39970	Small shackle loop, center connection.....	Consult
23	17899	ITCM mount, mild steel without load cell.....	Consult
24	21443	Load cell, RL20000 - 5k	Consult
25	*39978	Girder chair	Consult
26	*39982	Fulcrum stand assembly	Consult
* The standard PN is shown; however, this part can be customized. Please specify any customized parts when ordering replacements.			
28	39964	Load cell stand.....	Consult
29	39962	Rod upper.....	Consult
30	39961	Rod lower.....	Consult
31	126994	3/4-10 NC nut.....	Consult
32	14686	3/4-10 NC jam nut.....	Consult
25,000			
	40378	4 x 4.....	Consult
	40379	5 x 5.....	Consult
	40380	6 x 6.....	Consult
	40381	7 x 7.....	Consult
	40382	8 x 8.....	Consult
	40383	9 x 9.....	Consult
	40384	10 x 10.....	Consult
30,000			
	39935	5 x 5.....	Consult
	39936	6 x 6.....	Consult
	39937	7 x 7.....	Consult
	39938	8 x 8.....	Consult
	39939	9 x 9.....	Consult
	39940	10 x 10.....	Consult

(See Diagram Pipe Lever Scale Type I)

Rice Lake Weighing

Pipe Lever Scale Type I, 25K/30K



Pipe Lever Scale Type I

RICE LAKE WEIGHING

Rice Lake Weighing

Pipe Lever Scale Type I, 40K/50K



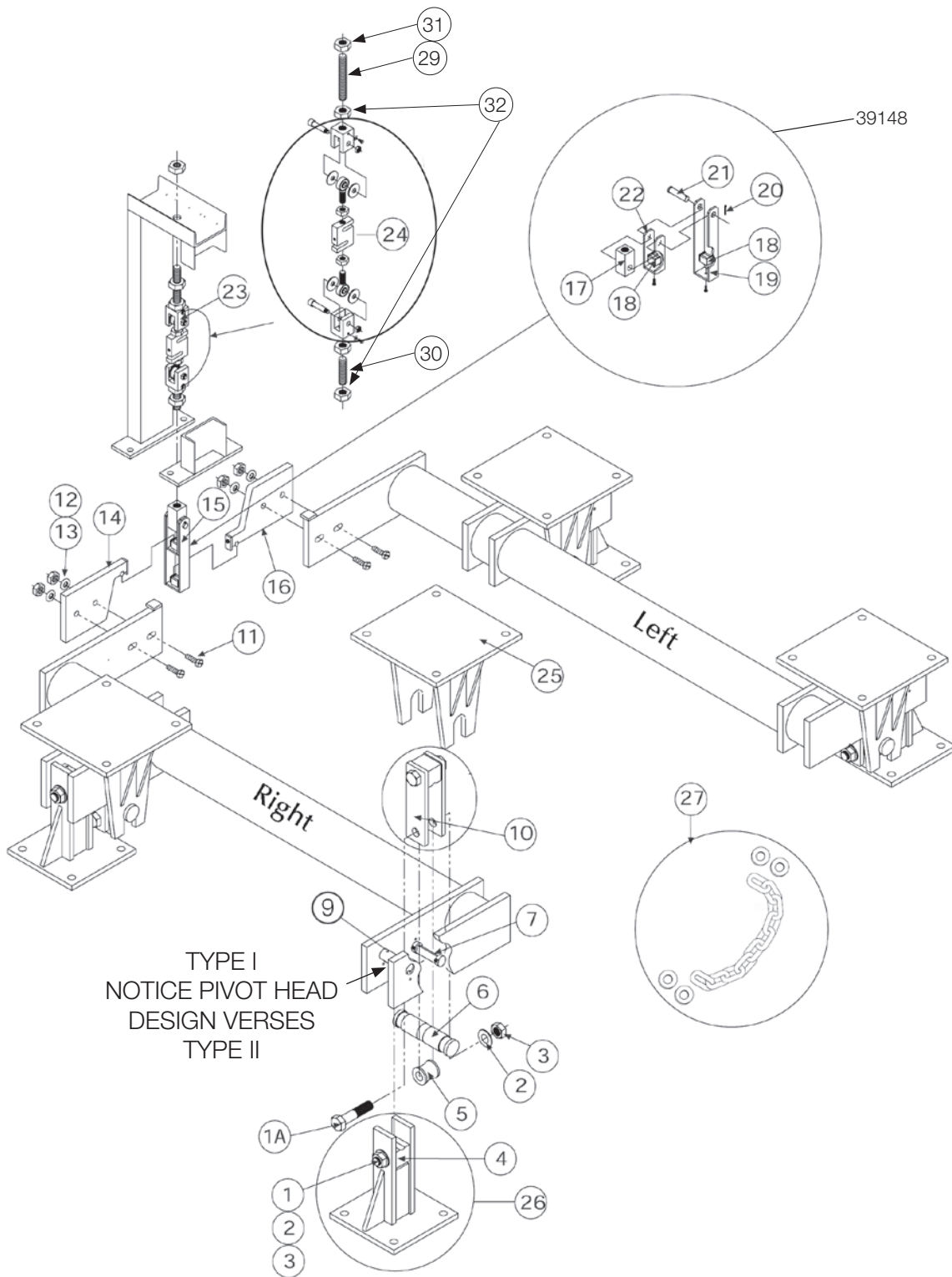
RICE LAKE WEIGHING

REF#	PN	DESCRIPTION	PRICE
1	39164	Bolt	Consult
2	15190	Washer.....	Consult
3	22457	Lock nut.....	Consult
4	39134	Bearing.....	Consult
5	39135	Spool	Consult
6	39131	Trunnion Pin	Consult
7	0525-0070	Pivot.....	Consult
8	39133	Loop assembly.....	Consult
9	39101	Drive screw	Consult
10	39132	Loop side plate	Consult
11	15097	Cap screw.....	Consult
12	15179	Washer.....	Consult
13	14697	Lock nut	Consult
14	39119	Nose iron assembly, right	Consult
15	39148	Shackle assembly, nose iron connection.....	Consult
16	39116	Nose iron assembly, left.....	Consult
17	39143	Shackle support block, center connection	Consult
18	39146	Bearing with friction plates	Consult
19	39144	Large shackle loop, center connection.....	Consult
20	39186	Cotter pin.....	Consult
21	39185	Clevis pin.....	Consult
22	39145	Small shackle loop, center connection	Consult
23	17900	ITCM mount, mild steel without load cell.....	Consult
24	21444	Load cell, RL20000 - 10,000lb	Consult
25	*39136	Girder chair	Consult
26	39128	Fulcrum stand assembly	Consult
* The standard PN is shown; however, this part can be customized. Please specify any customized parts when ordering replacements.			
Components of PN 42499			
27	42500	Hold-down chain option.....	Consult
Components of PN 42500			
	22138	Washer, plain 1 Type A	Consult
	42098	Chain, 3/4 Grade 40	Consult
28	39140	Load cell stand, SST	Consult
29	39142	Rod upper, SST	Consult
30	39141	Rod lower.....	Consult
31	90860	1-8 NC nut.....	Consult
32	14701	1-8 NC jam nut	Consult
40,000			
	39152	5 x 5.....	Consult
	39153	6 x 6.....	Consult
	39154	7 x 7.....	Consult
	39155	8 x 8.....	Consult
	39156	9 x 9.....	Consult
	39157	10 x 10.....	Consult
50,000			
	39158	5 x 5.....	Consult
	39159	6 x 6.....	Consult
	39160	7 x 7.....	Consult
	39161	8 x 8.....	Consult
	39162	9 x 9.....	Consult
	39163	10 x 10.....	Consult

(See Diagram Pipe Lever Scale Type I)

Rice Lake Weighing

Pipe Lever Scale Type I, 40K/50K



Pipe Lever Scale Type I

RICE LAKE WEIGHING

Rice Lake Weighing

Pipe Lever Scale Type II 25K, Mild Steel

MILD STEEL SCALE PN, SIZE (INCHES) AND COMPONENT PN

MODEL #	PLS25-3	PLS25-1	PLS25-2	PLS25-4	PLS25-5	PLS25-6	PLS7272-25
PN	29587	29586	29588	29589	35008	35009	40409
DIMENSIONS	625/8 x 625/8	601/2 x 66	661/2 x 91	64 x 64	62 x 92	62 x 105	72 x 72

REF#	DESCRIPTION	QTY							
1	Main pipe lever, right	1	35005	35001	35003	35007	35011	35013	40473
2	Main pipe lever, left	1	35004	35000	35002	35006	35010	35012	40472
3	Girder chair	4	35045	35058	35045	35051	35051	35051	40478
4*	Bearing	8	CM755	CM755	CM755	CM755	CM755	CM755	CM755
5	Pin, trunnion	4	CM773	CM773	CM773	CM773	CM773	CM773	CM773
6*	Pin, cotter	16	15232	15232	15232	15232	15232	15232	15232
7*	Pin, clevis	8	15295	15295	15295	15295	15295	15295	15295
8*	Bolt, hex	8	14739	14739	14739	14739	14739	14739	14739
9*	Washer, plain STD	8	21938	21938	21938	21938	21938	21938	21938
10*	Side plate, loop	8	CM729-1	CM729-1	CM729-1	CM729-1	CM729-1	CM729-1	CM729-1
11*	Spool	4	CM729-2	CM729-2	CM729-2	CM729-2	CM729-2	CM729-2	CM729-2
12	Pivot	8	65351	65351	65351	65351	65351	65351	65351
13	Fulcrum stand, assembly, clevis pin	4	35055	35055	35055	35054	35054	35054	40483
16	Nose iron, right	1	35048	35048	35048	N106	N106	N106	40468
17	Nose iron, left	1	35049	35049	35049	N107	N107	N107	40469
18	Pivot	2	CM761P	CM761P	CM761P	CM761P	CM761P	CM761P	CM761P
19	Screw cap	4	22096	22096	22096	22096	22096	22096	22096
20	Washer plain	4	15173	15173	15173	15173	15173	15173	15173
21	Nut, flexloc	4	22076	22076	22076	22076	22076	22076	22076
22	Shackle loop, large	1	CM791-1	CM791-1	CM791-1	CM791-1	CM791-1	CM791-1	CM791-1
23	Shackle support block	1	N109	N109	N109	N109	N109	N109	N109
24	Shackle loop, small	1	CM791-2	CM791-2	CM791-2	CM791-2	CM791-2	CM791-2	CM791-2
25	Bearing assembly	2	CM764	CM764	CM764	CM764	CM764	CM764	CM764
26	Pin, clevis	1	22102	22102	22102	22102	22102	22102	22102
27	Pin, cotter	1	15244	15244	15244	15244	15244	15244	15244
28	Screw, machine	2	22005	22005	22005	22005	22005	22005	22005
29	Load cell, SBM RL 20000 - 3k	1	21442	21442	21442	21442	21442	21442	21442
30	Ground strap	1	17779	17779	17779	17779	17779	17779	17779
31	Rod end	2	17740	17740	17740	17740	17740	17740	17740
32	Clevis assembly	2	17788	17788	17788	17788	17788	17788	17788
33	Shackle support rod	1	35084	35084	35084	N111	N111	N111	40471
34	Nut, jam	3	14676	14676	14676	14676	14676	14676	14676
35	Adapter, threaded	1	33571	33571	33571	33571	33571	33571	33571
36	Load cell support stand	1	35036	35036	35036	35059	35059	35059	40475

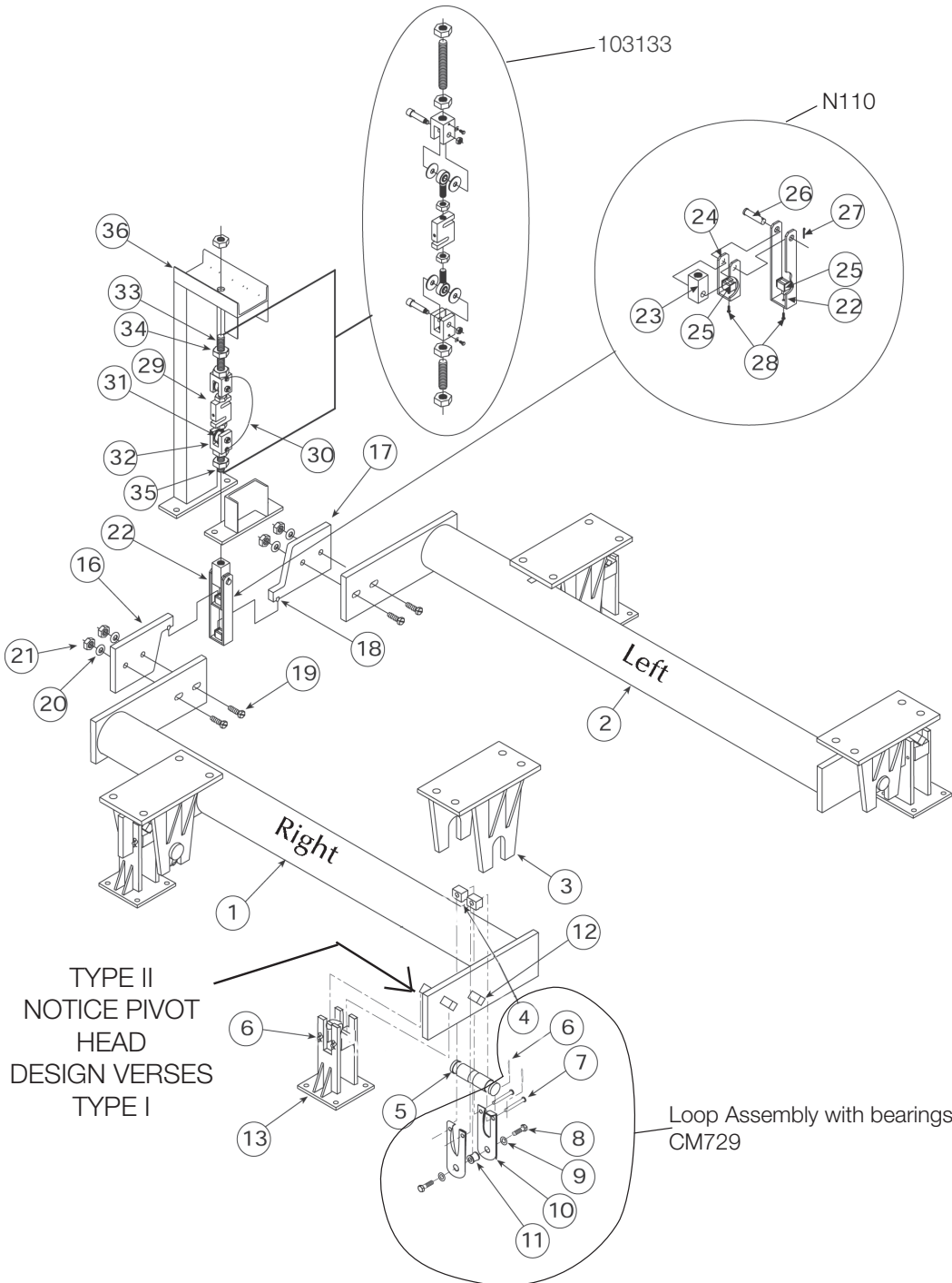
* CM729 with bearings

(See Diagram Lever Scale Type II-Mild Steel)

RICE LAKE WEIGHING

Rice Lake Weighing

Pipe Lever Scale Type II 25K, Mild Steel



Lever Scale Type II
Mild Steel

RICE LAKE WEIGHING

Rice Lake Weighing

Pipe Lever Scale Type II 25K, Stainless Steel

STAINLESS STEEL SCALE PN, SIZE (INCHES) AND COMPONENT PN

MODEL #	PLS25-3SST	PLS25-1SST	PLS25-2SST	PLS25-4SST	PLS25-5SST	PLS25-6SST
PN	46264	46265	98196	50172	50173	50174
DIMENSIONS	625/8 x 625/8	60 1/2 x 66	66 1/2 x 91	64 x 64	62 x 92	62 x 105

REF#	DESCRIPTION	QTY						
1	Main pipe lever, right	1	46268	46270	46272	50198	50195	50197
2	Main pipe lever, left	1	46267	46269	46271	50175	50194	50193
3	Girder chair	4	98433	98433	98433	50178	50178	50178
4*	Bearing	8	46323	46323	46323	46323	46323	46323
5	Pin, trunnion	4	46302	46302	46302	46302	46302	46302
6*	Pin, cotter	16	15233	15233	15233	15233	15233	15233
7*	Pin, clevis	8	47992	47992	47992	47992	47992	47992
8*	Screw cap	8	21949	21949	21949	21949	21949	21949
9*	Washer plain STD	8	15161	15161	15161	15161	15161	15161
10*	Side plate, loop	8	46300	46300	46300	46300	46300	46300
11*	Spool	4	46301	46301	46301	46301	46301	46301
12**	Pivot	8	65351	65351	65351	65351	65351	65351
13	Fulcrum stand, assembly	4	98437	98437	98437	50182	50182	50182
16	Nose iron, left	1	46303	46303	46303	46303	46303	46303
17	Nose iron, right	1	46304	46304	46304	46304	46304	46304
18	Pivot	2	46307	46307	46307	46307	46307	46307
19	Screw cap	4	38210	38210	38210	38210	38210	38210
20	Washer plain	4	15175	15175	15175	15175	15175	15175
21	Nut, lock	4	14666	14666	14666	14666	14666	14666
22	Shackle loop, large	1	46289	46289	46289	46289	46289	46289
23	Shackle support block	1	46295	46295	46295	46295	46295	46295
24	Shackle loop, small	1	46292	46292	46292	46292	46292	46292
25	Bearing assembly	2	46296	46296	46296	46296	46296	46296
26	Pin, clevis	1	47994	47994	47994	47994	47994	47994
27	Pin, cotter	1	47993	47993	47993	47993	47993	47993
28	Screw, machine	2	47995	47995	47995	47995	47995	47995
29	Load cell, RL 20000 - 3k	1	21442	21442	21442	21442	21442	21442
30	Ground strap	1	17779	17779	17779	17779	17779	17779
31	Rod end	2	33507	33507	33507	33507	33507	33507
32	Clevis assembly	2	33639	33639	33639	33639	33639	33639
33	Shackle support rod	1	46324	46324	46324	46324	46324	46324
34	Nut, jam	3	14680	14680	14680	14680	14680	14680
35	Adapter, threaded	1	33571	33571	33571	33571	33571	33571
36	Load cell stand	1	98204	98204	98204	98204	98204	98204

* 46299 with bearings

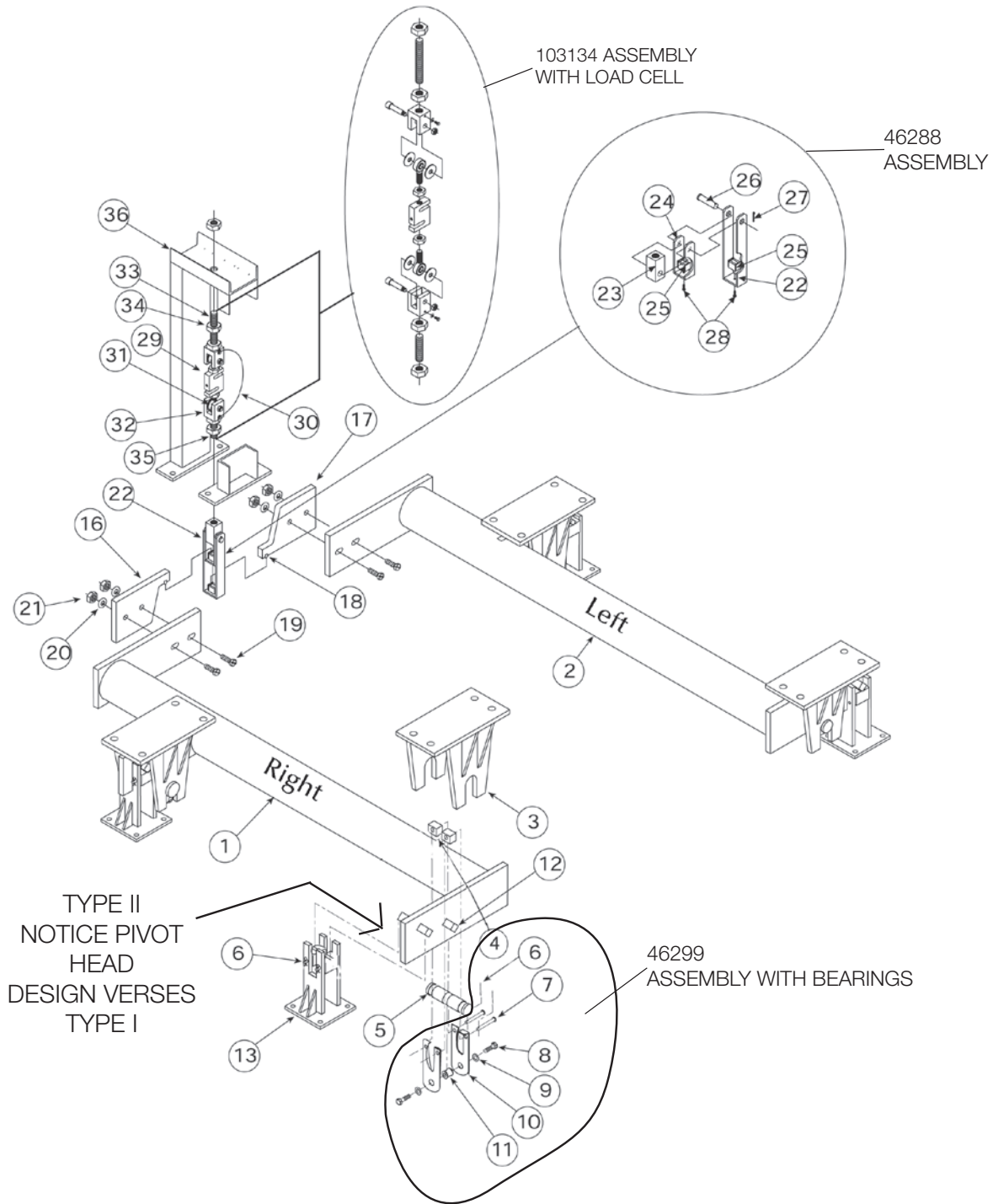
** Old SST scales used a round pivot, 46285 and wedge 46286

(See Diagram Lever Scale Type II-Stainless Steel)

RICE LAKE WEIGHING

Rice Lake Weighing

Pipe Lever Scale Type II 25K, Stainless Steel



Lever Scale Type II
Stainless Steel

RICE LAKE WEIGHING

Rice Lake Weighing

Chairs/Stands/Trunnions and Bearings

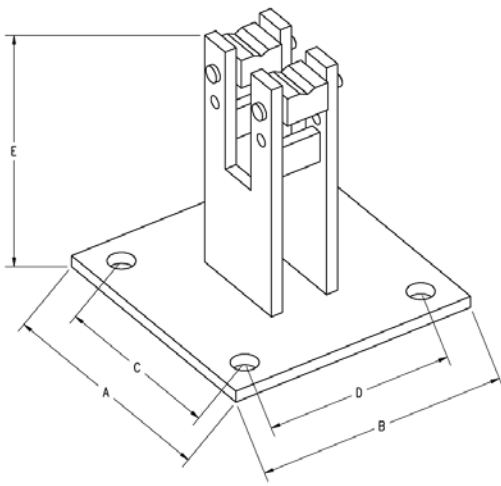
PN	DESCRIPTION	PRICE
CM755	Bearing, 1-3/8 x 15/16.....	Consult
CM773	Trunnion	Consult
CM783	Fulcrum stand	Consult
F731	Bearing.....	Consult
35045	Girder chair, 6 1/2 x 10.....	Consult
35051	Girder chair, 7 3/4 x 7 3/4	Consult
35054	Stand, fulcrum 7 3/4 x 7 3/4	Consult
35055	Stand, fulcrum 6 x 6 base	Consult
35058	Girder chair, 6 x 7 3/4 base	Consult
39128	Fulcrum stand assembly, 40K	Consult
39131	Pin, trunnion 2 3/8 diameter.....	Consult
39134	Bearing, 2 5/8 x 2 5/8 x 3 1/4	Consult
39136	Girder chair, 40k and 50k.....	Consult
39523	Pin, trunnion 7/8 diameter.....	Consult
39524	Fulcrum stand assembly, 5k.....	Consult
39529	Girder chair, 5k pipe	Consult
39978	Girder chair, 20k and 25k.....	Consult
39982	Fulcrum stand assembly, 20k.....	Consult
39990	Bearing, 1 3/4 x 2 x 2 1/2	Consult
39993	Pin, trunnion 1 5/8 diameter.....	Consult
40449	Girder chair, 10k pipe	Consult
40452	Fulcrum stand assembly, 10k.....	Consult
40460	Bearing 1 3/16 x 1 1/4	Consult
40461	Pin, trunnion 1 1/8 diameter.....	Consult
40478	Girder chair, 8 x 8 base	Consult
46302	Pin, trunnion 1 1/4 diameter.....	Consult
46308	Girder chair, 25k SST pipe	Consult
98437	Fulcrum stand assembly, 25k.....	Consult
50178	Girder chair, 7 3/4 x 7 3/4	Consult
50182	Stand, fulcrum 7 3/4 x 7 3/4	Consult

Rice Lake Weighing

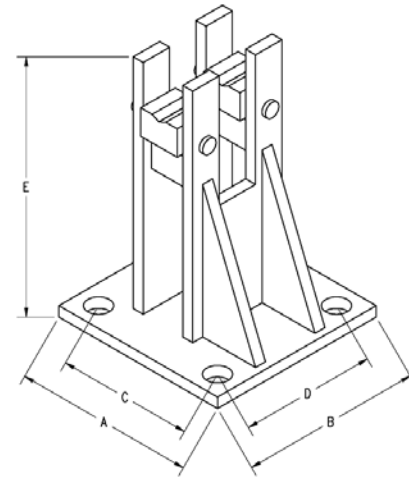
Pipe Lever Stands

PN	Capacity	Style	Material	A	B	C	D	E	Bearing PN
CM783	25K	A	Steel	8	8	8 1/8	6	6	CM755
35055	25K	B	Steel	6	6	4 1/2	4 1/2	8 5/8	CM755
98457	25K	B	SST	6	6	4 1/2	4 1/2	8 5/8	46323
35054	25K	B	Steel	7 3/4	7 3/4	4 1/2/6	6	8 1/8	CM755
50040	25K	B	Steel	6	7 3/4	6	4 1/2	8 1/8	CM755
50182	25K	B	SST	7 3/4	7 3/4	4 1/2	6	8 1/8	46323
39524	5K	C	Steel	5	5	3 1/2	3 1/2	5	F731
40452	10K	C	Steel	6	6	4 1/2	4 1/2	6 3/4	40460
39982	20K/25K/30K	C	Steel	9	9	6 1/2	6 1/2	11 1/8	39990
39128	40K/50K	C	Steel	12	12	9 1/4	9 1/4	14 3/4	39134
101601	60K	C	Steel	12	12	7 1/2	5	14 3/4	39134
115797	25K/30K	D	Steel	6	6	-	-	6 17/32	CM755

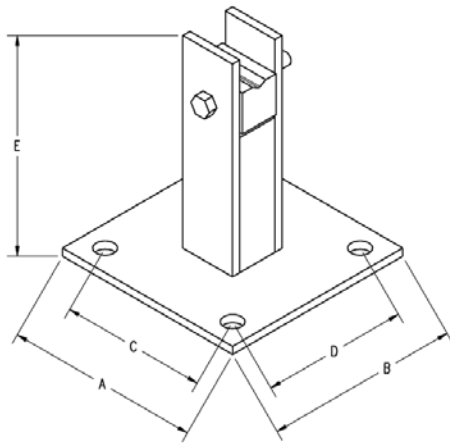
RICE LAKE WEIGHING



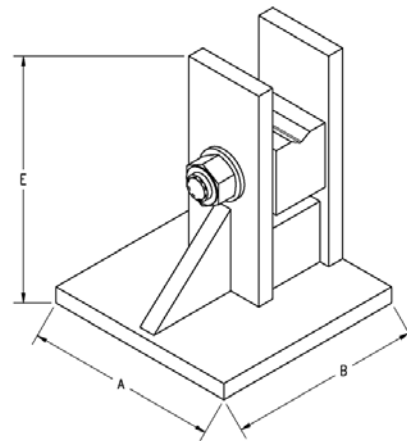
STYLE A



STYLE B



STYLE C

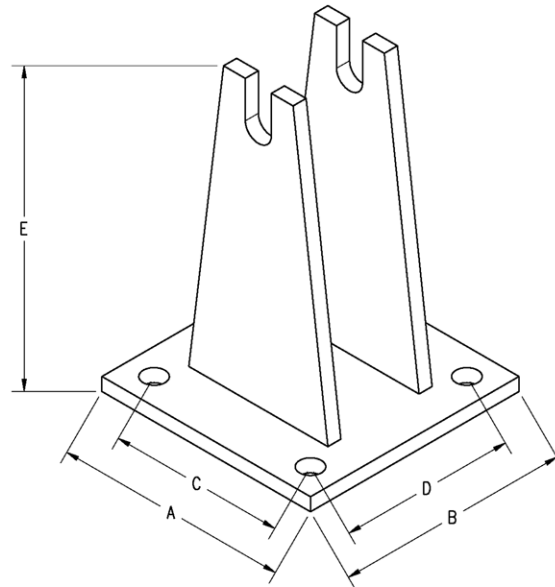


STYLE D

Rice Lake Weighing

Girder Chairs

PN	Capacity	Material	A	B	C	D	E	Trunnion PN
CM776	25K	Steel	7 3/4	7 3/4	4/6	6	10 1/2	CM773
35051	25K	Steel	7 3/4	7 3/4	4/6	6	9 1/2	CM773
40478	25K	Steel	8	8	6	6	9 1/2	CM773
50178	25K	SST	7 3/4	7 3/4	4/6	6	9 1/2	46302
35045	25K	Steel	10	6 1/2	7 1/2	3	9 1/2	CM773
98433	25K	SST	10	6 1/2	7 1/2	3	9 1/2	46302
35058	25K	Steel	6	7 3/4	-	5 3/4	9 1/2	CM773
39529	5K	Steel	7	5 1/2	5 1/2	5 1/2	6 1/4	39523
40449	10K	Steel	7 1/2	7 1/2	6	6	6 7/8	40461
39978	25K/30K	Steel	12	12	9 1/2	9 1/2	11 1/8	39993
Sp	40K	Steel	12	16	6 1/2	11	15 1/8	39131
39136	40K/50K	Steel	16	16	13	13	15 1/8	39131
102453	40K	Steel	same as 39186 but corners cut off					39131
102454	40K	Steel	same as 39186 but corners cut off					39131



RICE LAKE WEIGHING

Hopper Scale Kits for Type I and II

Pivot and Bearing Kit Type 1

Kit No. 154148

5K Basic Kit

QTY	RL PN	DESCRIPTION
8.....	T195P	Pivot, load and fulcrum
8.....	F731	Bearing, load and fulcrum
2.....	CM761P	Pivot, tip
2.....	CM764.....	Bearing, tip

Consult Suggested list/XX lb shipping weight

Kit No. 154150

5K Kit With Complete Assemblies

QTY	RL PN	DESCRIPTION
8.....	T195P	Pivot, load and fulcrum
4.....	F731	Bearing, fulcrum
4.....	39549	Loop assembly with bearing
1.....	N110.....	Tip connection
1.....	35048	Nose iron, right
1.....	35049	Nose iron, left
4.....	39523	Trunnion pins

Consult Suggested list/XX lb shipping weight

Kit No. 154151

10K Basic Kit

QTY	RL PN	DESCRIPTION
8.....	T197P	Pivot, load and fulcrum
8.....	40460	Bearing, load and fulcrum
2.....	CM7618.....	Pivot, tip
2.....	CM764.....	Bearing, tip

Consult Suggested list/77 lb shipping weight

Pivot and Bearing Kit Type 1

Kit No. 154152

10K Kit With Complete Assemblies

QTY	RL PN	DESCRIPTION
8.....	T195P	Pivot, load and fulcrum
4.....	40460	Bearing, load and fulcrum
4.....	40457	Loop assembly, load
1.....	35048	Nose iron, right
1.....	35049	Nose iron, left
1.....	N110.....	Shackle assembly, nose iron
4.....	40461	Trunnion pins

Consult suggested list/XX lb shipping weight

Kit No. 154153

25K and 30K Basic Kit

QTY	RL PN	DESCRIPTION
8.....	0525-0056.....	Pivot, load and fulcrum
8.....	39990	Bearing, load and fulcrum
2.....	CM761P	Pivot, nose iron
2.....	CM764.....	Bearing, tip connection

Consult suggested list/XX lb shipping weight

Kit No. 154154

25K and 30K Kit With Complete Assemblies

QTY	RL PN	DESCRIPTION
8.....	0525-0056.....	Pivot, load and fulcrum
4.....	39990	Bearing, fulcrum
4.....	39988	Loop assembly, load
1.....	39975	Nose iron, right
1.....	39972	Nose iron, left
1.....	39969	Shackle assembly
4.....	39993	Trunnion

Consult suggested list/XX lb shipping weight

Pivot and Bearing Kit Type 1

Kit No. 154156

40K and 50K Basic Kit

QTY	RL PN	DESCRIPTION
8.....	0525-0070.....	Pivot, load and fulcrum
8.....	39134	Bearing, load and fulcrum
2.....	0525-0059.....	Pivot, tip
2.....	39146	Bearing, tip

Consult Suggested list/XX lb shipping weight

Kit No. 154155

40K and 50K Kit With Complete Assemblies

QTY	RL PN	DESCRIPTION
8.....	0525-0070.....	Pivot, load and fulcrum
4.....	39134	Bearing, fulcrum
4.....	39133	Loop assembly, with bearings
1.....	39148	Tip connections
1.....	39116	Nose iron, left
1.....	39119	Nose iron, right
4.....	39131	Trunnion

Consult Suggested list/XX lb shipping weight

Rice Lake Weighing

Type II Hopper Scale Repair Kits

Kit No. 108647 Tool Steel Scales

This is a repair kit for models PLS-25-1, PLS-25-2, PLS-25-3, PLS-25-4, PLS-25-5, PLS-25-6 and PLS-7272-25

QTY	RL PN	DESCRIPTION
8.....	65351	Pivot, load and fulcrum
4.....	CM729	Loops, load
8.....	CM755	Bearing, fulcrum
1.....	N110.....	Tip connection
2.....	CM761P	Pivots, tip
8.....	15297	Pin, stand bearing
8.....	15232	Pin, cotter
4.....	CM773.....	Trunnion

Consult Suggested list 327/33 lb shipping weight

Kit No. 108648 Stainless Steel Scales

This is a repair kit for models PLS-25-1SST, PLS-25-2SST, PLS-25-3SST, PLS-25-4SST, PLS-25-5SST and PLS-25-6SST

QTY	RL PN	DESCRIPTION
*8	65351	Pivot, load and fulcrum
4.....	46299	Loop, load
1.....	46288	Center connection
2.....	46307	Pivot, tip
8.....	46323	Bearing, stand
4.....	46302	Trunnion
8.....	47992	Pin, stand bearing
8.....	15233	Cotter key

Consult Suggested list/33 lb shipping weight

** 65351 is for newer style scales with 3/4 in square pivots. Old style uses round pivot*

PN 46285 x wedge 46286. Page 351

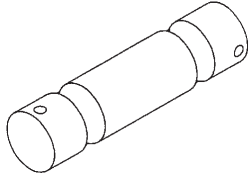
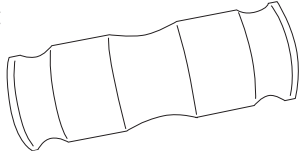
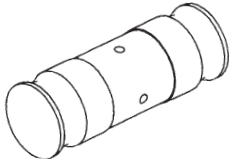
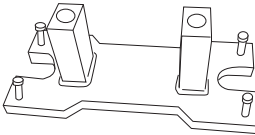
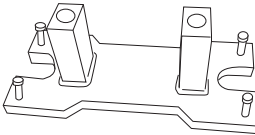
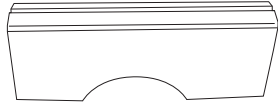
RICE LAKE/ POWELL

RICE LAKE/POWELL

Individual Powell Scale Parts

(For scales built in Jasper, AL facility)

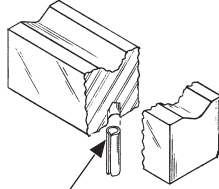
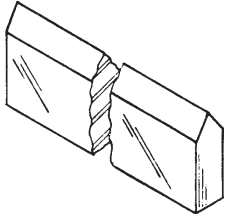
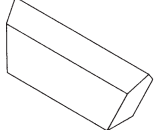
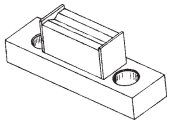
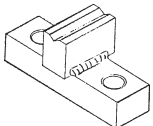
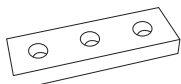
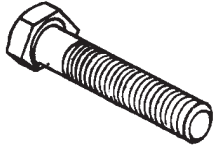
32.5 ton/sectional capacity, unless otherwise indicated

RL PN	DESCRIPTION	SUGGESTED LIST
P705	Equiv. Powell no. 3104 Size: 2 in dia x 8 3/8 in Trunnion Mechanical and electronic	Consult 
P706	Equiv. Powell no. 3303 Size: 2 in dia x 5 5/8 in Upper load pin For 60k electronic mount	Consult 
P707	Equiv. Powell no. 3103 Size: 2 in dia x 5 5/8 in Upper load pin Mechanical scales	Consult 
90259	Equiv Powell no. Size: 8 in x 18 in base x 6 1/4 in high load cell stand 60k for ET models	Consult 
90258	Equiv. Powell no. Size: 8 in x 18 in base 6 1/2 in high load cell stand 75k for ET models	Consult 
71043	Equiv. Powell no. 3102 Size: 2 in x 2 in x 5 in Block, saddle Fits P707 pin Use bearing H624 Roll pin PN 71043, 3/16 in dia x 1 in	Consult 

Individual Powell Scale Parts

(For scales built in Jasper, AL facility)

32.5 ton/sectional capacity, unless otherwise indicated


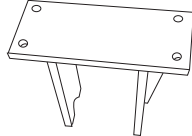
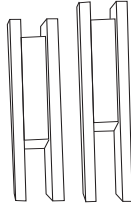
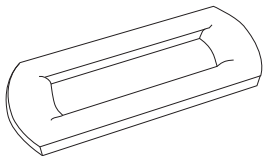
RL PN	DESCRIPTION	SUGGESTED LIST	
H624	Equiv. Powell no. 3106 Size: 1 in x 1 in x 6 1/2 in Bearings	Consult	 <p>Part No. 15280</p>
H691	Equiv. Powell no. 3108 Size: 1 in x 1 in x 4 in Bearings	Consult	
P716P	Equiv. Powell no. 3105 Size: 1/2 in x 1 1/8 in x 6 1/2 in	Consult	
H655P	Equiv. Powell no. 3107 Size: 1/2 in x 1 1/8 in x 4 in Pivots	Consult	
10797	Equiv. Powell no. 3109 Size: 1/2 in x 1 1/8 in x 2 5/8 in Pivot, tip	Consult	
P701	Equiv. Powell no. 3110 Size: 2 in x 1 7/8 in x 6 in Lower tip connection Parallel strap Main lever and translever shackles	Consult	
P702	Equiv. Powell no. 3111 Size: 2 3/4 in x 1 3/4 in x 6 in Upper tip connection Horizontal strap Main lever shackles	Consult	
90163	Equiv. Powell no. 3119 Size: 2 in x 3/4 in x 6 in Three hole strap For translever shackle	Consult	
90846	Size: 5/8 in x 8 in Bolt for translever shackle	Consult	 <p>Use Nut PN 90873</p>
90836	Size: 5/8 in x 13 in Bolt for main lever shackle, pv scales	Consult	
90815	Size: 5/8 in x 16 in Bolt for main lever shackle, pit scale	Consult	

RICE LAKE/POWELL

Individual Powell Scale Parts

(For scales built in Jasper, AL facility)

32.5 ton/sectional capacity, unless otherwise indicated

RL PN	DESCRIPTION	SUGGESTED LIST	
90760	Equiv. Powell no. 3118 Size: 1 3/8 in x 3 in x 18 in Nose iron	Consult	
90176	Equiv. Powell no. 3213 Size: 6 in x 14 in base x 12 3/4 in Main lever stand, pit scales Girder chair Roll pin pn 15288	Consult	
90166	Equiv. Powell no. 3212 Size: 8 in x 14 in base x 20 1/4 in H Backbone stand, pit scale	Consult	
90167	Equiv. Powell no. 3114 Size: 6 in x 14 in base 12 3/4 in H Stand main lever Main lever stand, pit scale	Consult	
90161	Equiv. Powell no. 3112 Size: 2 in x 5 in x 9 1/2 in Stand Back bone stand, portable	Consult	
90162	Equiv. Powell no. 3113 Size: 2 in x 5 in x 8 1/2 in Stand Main lever stand, portable	Consult	
69784	Equiv. Powell no. 3101 Size: 3/4 in x 5 in x 12 3/8 in 2 3/8 in x 8 1/8 in id Link, all Mechanical	Consult	
70596	Equiv. Powell no. 3301 Size: 3/4 in x 5 in x 10 1/2 in outer dimensions 2 1/4 in x 6 3/4 in id Electronic truck scales	Consult	

RICE LAKE/ POWELL KITS

RICE LAKE/POWELL

Rice Lake ATV-M Powell Portable MC Parts Kits

Kit No. P-1003K 2-Section

32.5 Ton Sectional
Portable Scale Length 10 ft, 20 ft, 25 ft
Pivot and Bearing Kit

QTY	RL PN	DESCRIPTION
10.....	P716P.....	Main pivot
8.....	H624.....	Main bearing
2.....	H655P.....	Backbone pivot
2.....	H691.....	Backbone bearing
3.....	10797.....	Nose iron pivot
3.....	P701.....	Parallel strap with bearing
2.....	P702.....	Horizontal strap with bearing
10.....	15280.....	Alignment pin for bearing

Consult Suggested list/50 lb shipping weight

Kit No. 89051 2-Section

Portable Scale Length 30 ft and 35 ft

QTY	RL PN	DESCRIPTION
12.....	P716P.....	Main pivot
10.....	H624.....	Main bearing
0.....	H655P.....	Backbone pivot
0.....	H691.....	Backbone bearing
3.....	10797.....	Nose iron pivot
3.....	P701.....	Parallel strap with bearing
2.....	P702.....	Horizontal strap with bearing
10.....	15280.....	Alignment pin for bearing

Consult Suggested list/55 lb shipping weight

Kit No. P-1004K 2-Section

Suspension Kit for P-1003K and 89051

QTY	RL PN	DESCRIPTION
8.....	69784.....	Link
4.....	71043.....	Upper block without bearing
4.....	P707.....	Upper bearing pin
4.....	P705.....	Lower trunnion pin
4.....	15288.....	Pin 3/8 in x 1 1/2 in

Consult Suggested list/130 lb shipping weight

Rice Lake ATV-M/PT-M Powell Portable MC/MP Scale Parts

Kit No. 71020 3-Section

32.5 Ton Sectional
Portable Scale Lengths 35 ft and 40 ft
Pivot and Bearing Kit

QTY	RL PN	DESCRIPTION
16.....	P716P.....	Main pivot
13.....	H624.....	Main bearing
2.....	H655P.....	Backbone pivot
2.....	H691.....	Backbone bearing
4.....	10797.....	Nose iron pivot
4.....	P701.....	Parallel strap with bearing
3.....	P702.....	Horizontal strap with bearing
15.....	15280.....	Alignment pin for bearing

Consult Suggested list/75 lb shipping weight

Kit No. 107658 3-Section

Pit Scale Length 50 ft

QTY	RL PN	DESCRIPTION
17.....	P716P.....	Main pivot
14.....	H624.....	Main bearing
0.....	H655P.....	Backbone pivot
0.....	H691.....	Backbone bearing
4.....	10797.....	Nose iron pivot
4.....	P701.....	Parallel strap with bearing
3.....	P702.....	Horizontal strap with bearing
14.....	15280.....	Alignment pin for bearing

Consult Suggested list/75 lb shipping weight

Kit No. 107659 3-Section

Pit Scale Length 60 ft

QTY	RL PN	DESCRIPTION
18.....	P716p.....	Main pivot
15.....	H624.....	Main bearing
0.....	H655p.....	Backbone pivot
0.....	H691.....	Backbone bearing
4.....	10797.....	Nose iron pivot
4.....	P701.....	Parallel strap with bearing
3.....	P702.....	Horizontal strap with bearing
15.....	15280.....	Alignment pin for bearing

Consult Suggested list/80 lb shipping weight

Kit No. 71063 3-Section

Suspension Kit for 71020,107658 and 107659

QTY	RL PN	DESCRIPTION
12.....	69784.....	Link
6.....	71043.....	Upper block without bearing
6.....	P707.....	Upper bearing pin
6.....	P705.....	Lower trunnion pin
6.....	15288.....	Roll pin

Consult Suggested list/195 lb shipping weight

RICE LAKE/POWELL

Rice Lake ATV-M Powell Portable MC Scale Parts

Kit No. 107661 4-Section

32.5 Ton Sectional
Portable Scale Length 50 ft
Pivot and Bearing Kit

QTY	RL PN	DESCRIPTION
20.....	P716P.....	Main pivot
16.....	H624.....	Main bearing
4.....	H655P.....	Backbone pivot
4.....	H691.....	Backbone bearing
5.....	10797.....	Nose iron pivot
5.....	P701.....	Parallel strap with bearing
4.....	P702.....	Horizontal strap with bearing
20.....	15280.....	Alignment pin for bearing

Consult Suggested list/96 lb shipping weight

Kit No. P-1001K 4-Section

Portable Scale Length 60 ft and 70 ft

QTY	RL PN	DESCRIPTION
24.....	P716P.....	Main pivot
20.....	H624.....	Main bearing
0.....	H655P.....	Backbone pivot
0.....	H691.....	Backbone bearing
5.....	10797.....	Nose iron pivot
5.....	P701.....	Parallel strap with bearing
4.....	P702.....	Horizontal strap with bearing
20.....	15280.....	Alignment pin for bearing

Consult Suggested list/100 lb shipping weight

Kit No. P-1002K 4-Section

Suspension Kit for 107661 and P1001K

QTY	RL PN	DESCRIPTION
16.....	69784.....	Link
8.....	71043.....	Upper block without bearing
8.....	P707.....	Upper bearing pin
8.....	P705.....	Lower trunnion pin
8.....	15288.....	Roll pin

Consult Suggested list/255 lb shipping weight

Rice Lake PT-M Powell MP Pit Scale Parts

Kit No. 107660 4-Section

32.5 Ton Sectional
Pit Scale Lengths 50 ft, 60 ft and 70 ft
Pivot and Bearing Kit

QTY	RL PN	DESCRIPTION
23.....	P716P.....	Main pivot
19.....	H624.....	Main bearing
0.....	H655P.....	Backbone pivot
0.....	H691.....	Backbone bearing
5.....	10797.....	Nose iron pivot
5.....	P701.....	Parallel strap with bearing
4.....	P702.....	Horizontal strap with bearing
19.....	15280.....	Alignment pin for bearing

Consult suggested list/100 lb shipping weight

Kit No. P-1002K 4-Section

Suspension Kit for 107660

QTY	RL PN	DESCRIPTION
16.....	69784.....	Link
8.....	71043.....	Upper block without bearing
8.....	P707.....	Upper bearing pin
8.....	P705.....	Lower trunnion pin
8.....	15288.....	Roll pin

Consult suggested list/255 lb shipping weight

RICE LAKE/POWELL

Rice Lake ATV-M Powell Portable MC Scale Parts

Kit No. 107664 5-Section

32.5 Ton Sectional
Portable Scale Length 70 ft
Pivot and Bearing Kit

QTY	RL PN	DESCRIPTION
28.....	P716P.....	Main pivot
23.....	H624.....	Main bearing
2.....	H655P.....	Backbone pivot
2.....	H691.....	Backbone bearing
6.....	10797.....	Nose iron pivot
6.....	P701.....	Parallel strap with bearing
5.....	P702.....	Horizontal strap with bearing
20.....	15280.....	Alignment pin for bearing

Consult Suggested list/125 lb shipping weight

Rice Lake PT-M Powell MP Pit Scale Parts

Kit No. 107662 5-Section

32.5 Ton Sectional
Pit Scale Length 70 ft and 80 ft
Pivot and Bearing Kit

QTY	RL PN	DESCRIPTION
29.....	P716P.....	Main pivot
24.....	H624.....	Main bearing
0.....	H655P.....	Backbone pivot
0.....	H691.....	Backbone bearing
6.....	10797.....	Nose iron pivot
6.....	P701.....	Parallel strap with bearing
5.....	P702.....	Horizontal strap with bearing
24.....	15280.....	Alignment pin for bearing

Consult Suggested list/125 lb shipping weight

Kit No. 107663 5-Section

Suspension Kit for 107662 and 107664

QTY	RL PN	DESCRIPTION
20.....	69784.....	Link
10.....	71043.....	Upper block without bearing
10.....	P707.....	Upper bearing pin
10.....	P705.....	Lower trunnion pin
10.....	15288.....	Pin, dowell 3/8 in x 1 1/2 in

Consult Suggested list/255 lb shipping weight

RICE LAKE/POWELL

Rice Lake ATV-M Powell Portable MC Pit Scale Parts

Kit No. 71021 6-Section

32.5 Ton Sectional
Pit Scale Lengths 70 ft and 80 ft
Pivot and Bearing Kit

QTY	RL PN	DESCRIPTION
32.....	P716P.....	Main pivot
26.....	H624.....	Main bearing
4.....	H655P.....	Backbone pivot
4.....	H691.....	Backbone bearing
7.....	10797.....	Nose iron pivot
7.....	P701.....	Parallel strap with bearing
6.....	P702.....	Horizontal strap with bearing
30.....	15280.....	Alignment pin for bearing

Consult Suggested list/145 lb shipping weight

Kit No. 71062 6-Section

Suspension Kit for 71021

QTY	RL PN	DESCRIPTION
24.....	69784.....	Link
12.....	71043.....	Upper block without bearing
12.....	P707.....	Upper bearing pin
12.....	P705.....	Lower trunnion pin
12.....	15288.....	Pin, dowell 3/8 in x 1 1/2 in

Consult Suggested list/385 lb shipping weight

RICE LAKE/POWELL

TECHNICAL SUPPORT

UNDERSTANDING PIVOTS AND BEARINGS

1.0 INTRODUCTION

Levers are used to support the platform and transmit force throughout the scale. However, without pivots and bearings to support the levers, they are useless. Precision machining of pivots and bearings is necessary to ensure as little friction as possible is present in the lever system. This lesson will help you:

- Identify types of pivots and bearings
- Identify proper pivot and bearing hardening techniques
- Identify proper grinding and honing techniques
- Identify sources of avoidable and unavoidable friction
- Define range and sensitivity

2.0 PIVOTS AND BEARINGS

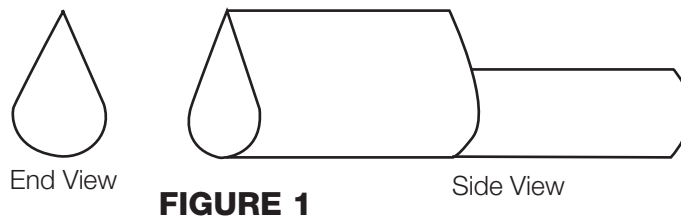
In studying levers we will talk about fulcrum, load and power points. Levers are supported at these points by pivots and bearings. Pivots are knife edges which rest in bearings to provide not only support, but as little friction and freedom to turn as possible. Of course it is not possible to totally eliminate friction, but its effects can be minimized. Pivots and bearings are designed so they can be removed and replaced. Pivots and bearings take the hardest wear and abuse of all scale parts.

2.1 Pivot Types

All pivots are designed to provide lever support with minimum friction. Since there are various scale manufacturers and designs available, the types of pivots that are used will vary.

Teardrop Pivot

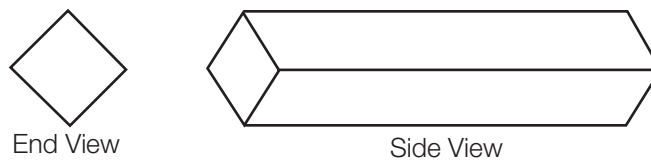
The teardrop pivot derives its name from its shape. See Figure 1.



Teardrop pivots are used in scales up to 1000 lb capacity, feed mill scales, and beam scales. Other names for the teardrop pivot are the pear-shaped and pippin-shaped pivots. They are usually made from an amalgam of hardenable steel with a low carbon steel backing.

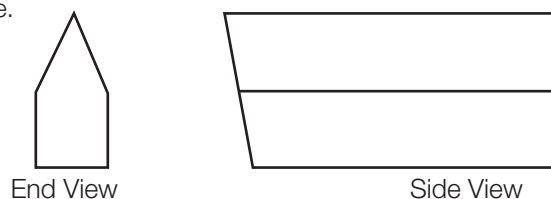
Square Pivot

Square pivots have four edges. Some square pivots have all four edges ground so they can be turned when one edge becomes worn. Some have three edges knocked off so they can be used only one way. They are used on Thurman and Cardinal hopper levers, and to support weigh beams. They are simple to change as they do not need to be gauged. Some square pivots are welded in place. Square pivots are sometimes called diamond pivots.



Block Pivot

Block pivots are also called pentagonal pivots because they have five sides. The tapered block pivot is flat on one side and machined to a knife edge on the opposite side. The pivot shown has one end tapered to provide minimum contact with the friction plate.



Triangular Knife Edge

The triangular pivoted or knife edge is used in precision balances of capacities up to five kilograms. They are made of agate, stellate or high-carbon alloy steel.

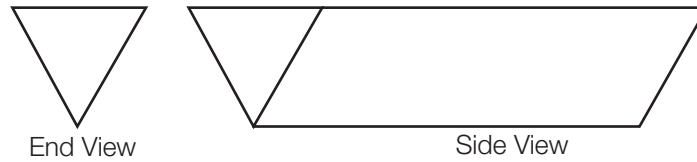


FIGURE 4

2.2 Pivot Requirements

A pivot point must retain the following characteristics over a reasonable time frame.

Sensitivity

A good knife edge in theory makes contact at one single point. However magnification of the edge will show some rounding. The rounding can be nonpermanent (elastic) or permanent. Wear will also cause increases in radius development. The bearing associated with this pivot will also yield to pivot pressure and will develop a rounded groove. The less contact the pivot makes with the bearing the more sensitive the pivot.

Accuracy

Accuracy can be affected if the pivots do not return to their correct seating position. This can be caused by friction. The tendency to not return to their proper position is more pronounced with radiused and “V” bearings than with the flat bearings.

Mechanical Stability

A pivot is caused to be mechanically unstable when subjected to shock loading and/or lateral forces when loading or unloading. Means must be provided to ensure that knife edges are not easily disturbed from their normal working positions and if disturbed come back to their original positions.

Range of Movement

The angle of the knife edge must be sufficiently acute and the angle of the bearing must be sufficiently obtuse to provide sufficient range of movement and to withstand dirt buildup.

Strength

There can be considerable pressure on the knife edge because of the weight of the platform and live load. The knife edge must be able to withstand pressures on the order of 22 tons/cm².

Durability

Application of a load on a truck scale will cause immediate flattening of the knife edge. Subsequent loading will not cause further flattening. However deterioration of the edge continues even where a pivot has been subjected to maximum loading early in its life. The radiusing of the knife edge increases by abrasion, proportional to the angular movement. Wear is also caused by shock loading, erosion and movement of the pivots in their bearings. A knife edge with an obtuse angle is more durable than one with an acute angle. Wear is increased rapidly if the angle of movement is greater than five degrees. Some stainless steel has been used but the hardness requirement is difficult to meet.

2.3 Hardening

Pivots and steel bearings are made from a steel alloy which gives the following properties:

- Hardness for wear resistance
- Toughness or strength
- Quality of not deforming during heat treatment
- Resistance to staining and corrosion

All pivots and bearings must be heat treated for hardness and tempered at the pivot knife edge and the bearing contact point. The pivot should be as hard as the bearing and vice-versa. Under large loads pivots may mushroom, but if manufactured correctly, they will return to their original shape. A pivot should be hardened as shown in Figure 7.

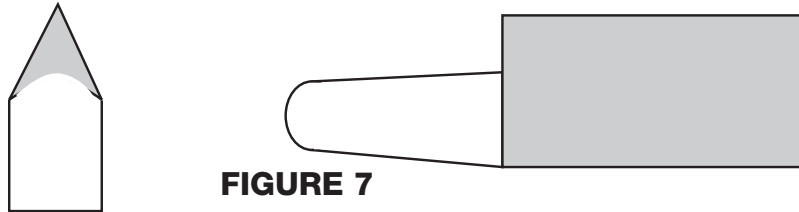


FIGURE 7

If the entire pivot or bearing is completely hardened and tempered, it will become brittle and crack under extreme loads. Conversely, if it is soft, it will wear out quickly and cause friction. Pivots and bearings, because of their hardness, very seldom wear out. Their biggest enemy is corrosion. To prevent corrosion while they are being stored, pivots and bearings are plated with nickel. However, under normal use the nickel will wear off. That is why it is necessary to grease bearings to keep them from corroding.

Lapping

Lapping is the cutting or polishing of a surface with a lap. A lap is a tool made from soft metal (brass or aluminum) used to sharpen a pivot or bearing. Lapping sharpens the edge of the pivot or frees the pivot or bearing from scratches or gouges. Lapping must be done equally on both sides of the pivot or the angle will change, which will cause a change in lever ratio. Lapping takes off just a small portion of the surface.

Grinding

In some cases it may be necessary to grind a pivot to smooth rough surfaces. Grinding can change the location of the pivot edge, thus changing the lever multiple. It is also possible to disturb the parallel of the knife edge which will cause friction. Care must be taken when grinding as case-hardened materials may have their hardness ground away. This leaves a soft metal which will not be able to stand up to the normal rigors of scale operation. In this case the part must be replaced. It is more advantageous to replace pivots than to grind them. Sometimes you have no choice but to grind if the pivots/bearings are not readily available. The heat produced during grinding can jeopardize the pivot hardness.



FIGURE 8

Honing

Honing a pivot is accomplished to change a lever's ratio. Honing changes the position of the knife edge in relationship to the distance to the knife edge on another pivot. Honing is used to lengthen or shorten the distance between the load and fulcrum pivots.

To hone a load pivot that is fast, you must hone the side of the load pivot farthest away from the fulcrum pivot which shortens the distance between the two knife edges, increasing the ratio. To hone a load pivot that is slow, you must hone the side of the load pivot nearest the fulcrum pivot, which lengthens the distance between the two knife edges, decreasing the ratio.

A small, coarse handstone is normally used for honing. Do not use a file! Do not make a major change in the angle of the pivot side or the pivot will not seat properly in the bearing. The pivot also will bind, causing friction and repeatability problems.

2.4 Friction

Since scales are mechanical devices they contain moving parts. When parts move against one another friction develops. It is impossible to eliminate all friction but its effects can be decreased. We will look at causes of unavoidable and avoidable friction with regard to scales.

2.4.1 Unavoidable Friction

Surface resistance of a pivot edge as it revolves on the bearing surface is a source of unavoidable friction. Even a fine razor edge has a surface. No matter how fine the edge of the pivot is, it will develop a small radius because it cannot withstand the strain of load. After some usage the pivot edge will wear down to a point where it will be able to withstand the load strain for years without affecting the scale accuracy. Figure 9 shows a teardrop pivot before use. Figure 10 shows the same pivot after it has worn to the point where it will give years of service.



FIGURE 9



FIGURE 10

Another source of unavoidable friction is the anti-friction plate. The anti-friction plate keeps the pivot and/or bearing from sliding out of place. The anti-friction plate is often called a "friction plate" or just a "friction." The use of a friction plate in Figure 11 is the ideal method. The contact between the end of the pivot and the friction plate is reduced to a minimum.

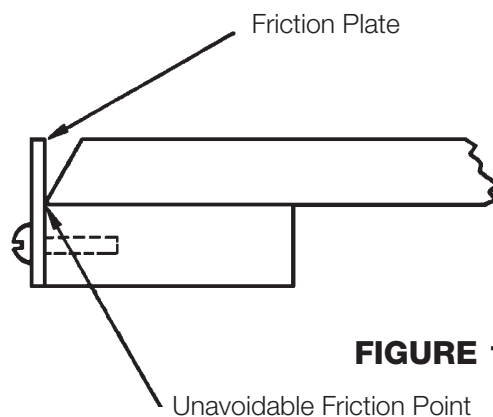
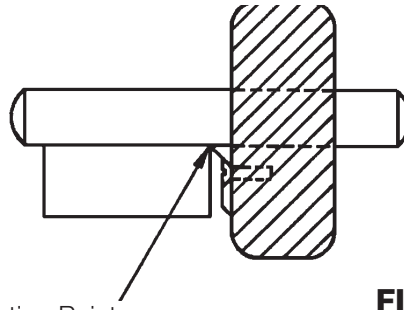


FIGURE 11

This method should be used where economy will allow and when it is technically possible. This method is being used more frequently because of its dependability. Rough handling can cause the pivot tip and/or the plate to break.

**FIGURE 12**

Unavoidable Friction Point

The method shown in Figure 12 is commonly used on the understructures of commercial and industrial scales. It is cheaper to build and the friction plate is reinforced by the lever body and is less likely to break. Rough handling is less likely to break this antifriction system.

2.4.2 Avoidable Friction

Improperly made and/or aligned bearings can be a source of avoidable friction. Normally if the bearing is bad, the pivot is also bad. A sharp pivot and smooth bearing equal minimal friction. Using the wrong pivot can cause friction. The scale understructure generally receives a severe punishment when being loaded and unloaded. Therefore, it is not advisable to use a sharp bottom “V” bearing in the understructure. As the fine edge of the pivot wears it will jam into the sharply lapped bearing bottom. Round bottom “V” bearings are much more suited for understructure applications.

A soft, blunt, or broken pivot tip and/or coarsely finished anti-friction plate (steel) can be sources of friction. A crooked pivot will also cause tension and friction, as will soft pivots and bearings. A soft pivot dulls quickly and soft metal has a tendency to cling. A hard and sharp pivot edge will cut its way through bearings that are too soft, restricting the pivot's ability to rotate.

Incorrect pivot installation will cause friction. If the pivot is tapered on one end, it is to be installed in one direction only. The tapered end must fit against the friction plate. This makes sure the pivot touches the friction steel at only one point. If a non-tapered edge touches the friction plate there will be an increase of friction and binding. Friction plates keep the levers from sliding out of position, thus reducing friction. Frictions are hard and brittle and can break. Hardness of the pivot must match the hardness of the friction plate. If the pivot is harder than the plate, a groove will be worn into the friction plate and the pivot can be come caught and bind in the groove. It may be possible to take the nick out of the friction plate by grinding. If the plate is case hardened (hardened to only a certain depth) you may grind to soft metal. This will cause quick wearing of the friction plate and replacement with a friction plate of the correct hardness will be required.

There are other sources of friction, such as the steelyard rod rubbing against something or the platform rubbing against the frame. Keep all moving parts at a safe distance from stationary parts.

2.5 Parallel

The pivots must be straight, sharp and hard to eliminate friction and function with precision. They must also run parallel to each other on two planes.

Gauge Parallel

Figure 13 shows pivots in proper gauge parallel. (Distance A = Distance B)

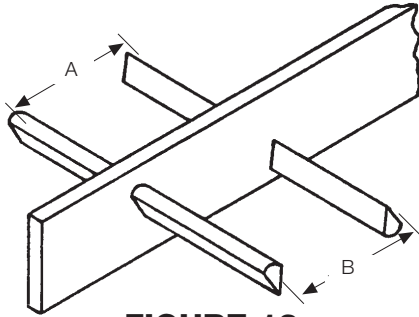


FIGURE 13

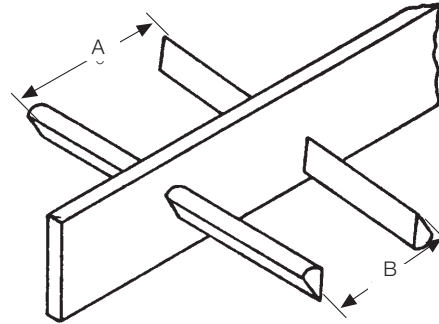


FIGURE 14

The pivots in Figure 14 are NOT in proper gauge parallel (Distance A is greater than Distance B). The ratio of the lever is smaller at A than at B. The pivots of a lever must have a certain amount of end play in their bearing to ensure freedom of movement. Because of this end play the levers can change their positions. When this occurs there will be a change in ratio with resultant inconsistent indication.

Plane Parallel

Pivots must also be parallel to each other in a 90° plane; use a pivot gauge to measure. See Figure 15 for pivots in correct plane parallel.

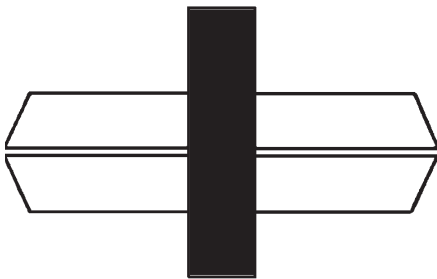


FIGURE 15

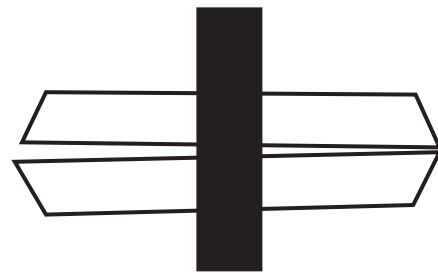


FIGURE 16

Figure 16 illustrates pivots not in proper plane parallel. Pivots set in this manner will cause inconsistency. The bearings will have a tendency to slide down on the sloping pivot and jam against the friction points, causing friction. The lever will be less sensitive besides having poor repeatability.

2.6 Service Tips

- Use an old file to check pivot hardness. If the pivot is hard, it will cut the teeth of the file.
- When installing pivots, use round stock, or preferably a brass hammer. A hardened hammer can break the pivot.
- Use a pivot gauge when measuring.
- If the scale is not returning to zero, check for cut or worn bearings to be replaced or lapped. In a small capacity scale, cut bearings will have a large affect, while in large capacity scales, cut bearings may work well.
- When pounding out pivots, place a block behind the lever to support the lever casting. Without support, the lever may break when pounded.

3.0 SENSITIVITY

Sensitivity is the amount of structural displacement caused by the addition of any weight to any portion of a balanced structure.

The degree or amount of sensitivity depends on the distribution of mass above and below the fulcrum point of a lever.

When we talk about sensitivity in conjunction with scales, we are referring to the amount of beam travel from balance position to a new point of equilibrium.

NOTE: A beam is a graduated lever used to balance a scale. Weight can be read from the beam graduations.

3.1 Neutral Lever

If the pivot edges of a lever are on a straight line, see Figure 17, and the mass of the lever is equally distributed above, below, right and left of the edge of the fulcrum pivot, the lever will be neutral.

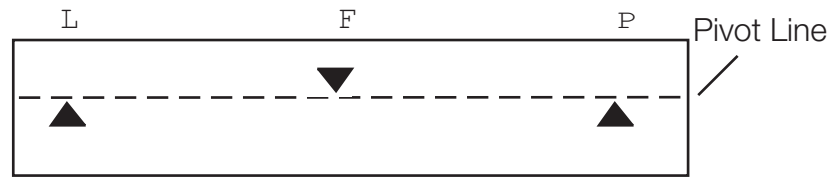


FIGURE 17

If the body of the lever is slightly heavier below the fulcrum pivot a pendulum effect will be created. The heavier the mass below the fulcrum pivot, the less sensitive the lever will be.

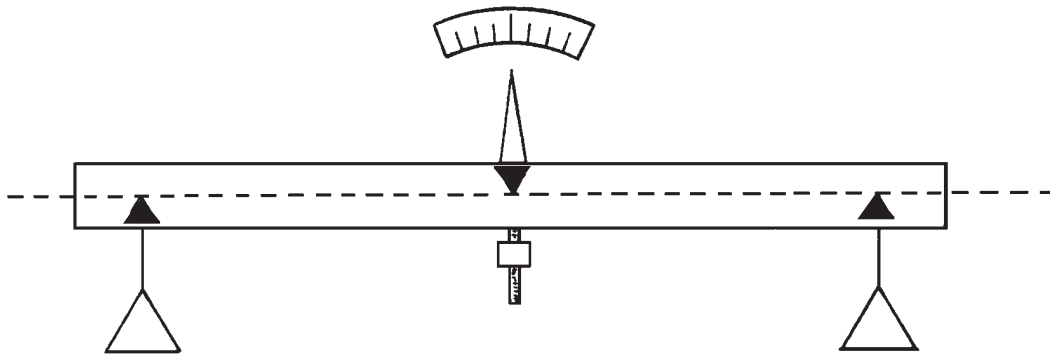


FIGURE 18

Figure 18 shows a neutral lever with an indicator and gravity ball attached. If a pan is hung on the load and power pivots the lever becomes an equal arm scale. The gravity ball will stabilize the otherwise neutral lever. The sensitivity can be increased by raising the gravity ball or decreased by lowering the gravity ball.

Gravity

All objects, including levers, have a center of gravity. If an object is suspended by its center of gravity it will remain motionless until an external force is applied. We can say the lever is balanced. If the lever is moved in any direction it will stop in the position it is moved to. It will remain in this position until an external force is again exerted on it.

If we suspend the lever at a point below its center of gravity the lever will become top heavy and unstable. It will turn on its axis or fulcrum. The change in position will not be abrupt, but be preceded by oscillations caused by its momentum. The number of oscillations will depend on friction and the amount of fulcrum displacement from the center of gravity.

If we suspend the lever at a point above its center of gravity the lever will become very stable. However, it will also become very insensitive.

Let's refer back to our equal arm scale in Figure 18.

With the indicator pointing to the chart centerline we will place a 1/4 ounce weight on the right hand pan, moving the indicator to the right, two graduations. We will then remove the 1/4 ounce weight and the indicator points again to the center. Now we will place a 10 pound weight on each pan. Again we have a centerline indication. If the lever is solid and does not deflect under the load, a 1/4 ounce weight placed in the right hand pan will again move the indicator to the second graduation. This indicates that the sensitivity of the lever is constant. The reason the sensitivity is constant is because all pivots are in a straight line. In other words adding weight to the load and power pivots adds weight even with the fulcrum pivot, not above it nor below it.

3.2 Open Range

If the edges of the load and power pivots are below the straight line passing under the edge of the fulcrum pivot (see Figure 19) the lever would have what is referred to as open range.

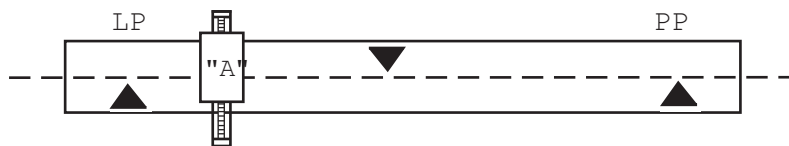


FIGURE 19

If we raise the gravity ball the sensitivity may be increased to the point of neutrality or even to instability if we raise it far enough.

However, when weight is placed on the load and power pivots, the sensitivity will decrease. The bigger the load the less sensitive the lever will be. Remember the load and power pivots are below the fulcrum pivot line, so when weight is added to the load and power pivots, the weight is being added below the fulcrum pivot. The results are decreased sensitivity and increased stability.

3.3 Closed Range

Let's look at a lever that is said to have closed range. (Figure 20).

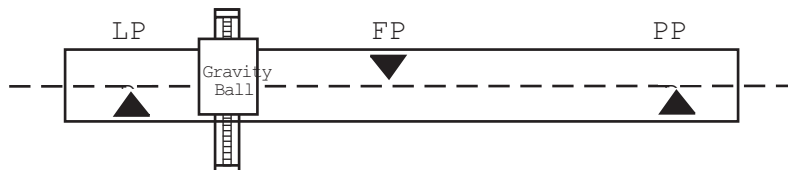


FIGURE 20

A lever is said to have closed range when the edges of the load and power pivots are higher than the edge of the fulcrum pivot.

When pans are hung on the power and load pivots the lever will be unstable (top heavy). The lever can be stabilized by lowering its gravity ball which increases the mass below the fulcrum pivot.

As the pans are loaded, the increasing load will gradually overcome the stabilizing effect of the gravity ball. This is true because the weight is felt at the loaded power pivots which are located above the fulcrum pivot line. As the weight increases it will first cause neutrality and finally a top heavy, unstable condition.

3.4 Lever Deflection

To construct a lever or weighbeam with no deflection, it may be necessary to over-dimension the body, making it very clumsy and heavy. Because of its great inertia, the lever would require more time to pick up momentum when changing directions during oscillation.

To ensure a reasonably uniform sensitivity, a slightly closed range can be used.

Levers are usually made as light as possible to decrease the weight of the lever system, minimize inertia, and to save material.

If the deflection is not too great and is temporary, it can be compensated by a closed range in the pivot line. A permanent deflection will render a scale useless. Deflection in any lever will decrease its sensitivity. If the lever is incorrectly proportioned it will change its ratio. A correctly proportioned lever with, let's say, a 10:1 ratio must have a similar deflection factor. If the load arm deflects 0.001" then the power arm should deflect 0.001" to maintain the lever ratio.

Closed range, to compensate for deflection, can be utilized only in scales with predetermined, one-spot indication (beam scales) or in a scale equipped with balance indicators that only have a zero indication. Scales with graduated charts (each graduation representing a certain weight value) must not utilize closed or open range.

Using a neutral pivot line on a flexible lever would result in gradual loss of sensitivity due to the increase in mass below the fulcrum pivot as the load and power pivots deflect downward.


Levers and beams are usually constructed so the larger mass of the lever body is below the pivot line. This produces sufficient pendulum action to stabilize the scale. Closed range has an opposite effect, causing the scale to become unstable.

The stabilizing effect of the lever body has to be greater than the unstabilizing effect of the closed range when the scale is unloaded. As the scale is being loaded, a gradual deflection will take place which will eventually eliminate the range. This stabilizing effect of the lever body must remain active until the load and power pivots sink to the level of the fulcrum pivot. Should the stabilizing effect of the lever mass be insufficient and become nullified before the pivot line becomes neutral, the scale will become unstable at this point. A further increase in load will result in a gradually increasing loss of sensitivity.

4.0 Sensitivity Requirement (SR)

The sensitivity of a scale is the distance the beam or indicator travels when a certain unit of weight is placed on the scale platform. The term "sensitivity" is not the same as the sensitivity requirement or SR.

SR is the amount of weight necessary to make the scale travel a certain specified distance. The SR requirements for commercial scales vary depending on the type of scale. SR tolerances are prescribed in Handbook 44.



24/7 EMERGENCY SUPPORT

Your service doesn't stop when the office is closed and neither does ours. **Simply call 800-472-6703 and press 1** to reach on-call personnel outside of our normal business hours for emergency support.

When you need help, rely on Rice Lake.
We look forward to answering your call.



230 W. Coleman St. • Rice Lake, WI 54868 • USA
USA 800-472-6703 • CANADA/MEXICO 800-321-6703 • DIRECT 715-234-9171
www.ricelake.com

Customer Service Representative Hours (CST): 6:30AM to 6:30PM Monday through Friday; 8:00AM to Noon on Saturday
An ISO 9001 registered company © 2021 Rice Lake Weighing Systems PN 25467 5/21 • Specifications subject to change without notice.