

# HOWE

HOWE®

# Howe Price Index By Rice Lake Weighing Systems PN

RL PN	SUGGESTED LIST	PAGE #	RL PN	SUGGESTED LIST	PAGE #	RL PN	SUGGESTED LIST	PAGE #
10367	CONSULT	171	H608	CONSULT	189	H675	CONSULT	179
10369	CONSULT	171	H609	CONSULT	189	H676	CONSULT	177
10371	CONSULT	171	H610P	CONSULT	187	H677	CONSULT	178
10373	CONSULT	171	H611P	CONSULT	187	H690	CONSULT	179
10379	CONSULT	171	H612P	CONSULT	187	H691	CONSULT	186
10380	CONSULT	171	H613P	CONSULT	187	H692P	CONSULT	179,183
10381	CONSULT	171	H614P	CONSULT	187	H693	CONSULT	179,184
10382	CONSULT	171	H615P	CONSULT	187	H694P	CONSULT	179,181
10385	CONSULT	171	H616P	CONSULT	185,187	H695	CONSULT	179
10387	CONSULT	171	H617P	CONSULT	187	H696	CONSULT	179
10389	CONSULT	171	H618	CONSULT	183	H697	CONSULT	190
10391	CONSULT	171	H619	CONSULT	183	H698P	CONSULT	180
10404	CONSULT	171	H620P	CONSULT	187	H701	CONSULT	177
10405	CONSULT	171	H621P	CONSULT	187	H702	CONSULT	191
10407	CONSULT	171	H622	CONSULT	186,189	H703	CONSULT	182,190
10409	CONSULT	171	H623	CONSULT	186,189	H704	CONSULT	191
10431	CONSULT	177	H624	CONSULT	186	H705	CONSULT	175
10772	CONSULT	190	H625	CONSULT	186	H706	CONSULT	175
10993	CONSULT	190	H626P	CONSULT	187	H707	CONSULT	175
14884	CONSULT	179,183	H627	CONSULT	182	H708	CONSULT	175
15256	CONSULT	192	H630	CONSULT	188	H709	CONSULT	175
15263	CONSULT	192	H632	CONSULT	192	H710	CONSULT	177
15290	CONSULT	192	H633	CONSULT	192	H711	CONSULT	184
15301	CONSULT	192	H637	CONSULT	192	H712	CONSULT	184
18815	CONSULT	190	H644	CONSULT	190	H713	CONSULT	184
18816	CONSULT	190	H645	CONSULT	186	H714L	CONSULT	185
22143	CONSULT	182	H646P	CONSULT	177	H715	CONSULT	191
22145	CONSULT	177	H647	CONSULT	188	H716	CONSULT	191
33645	CONSULT	190	H648	CONSULT	178,190	H722P	CONSULT	XX
33646	CONSULT	190	H650P	CONSULT	179	H834	CONSULT	176
33648	CONSULT	190	H655P	CONSULT	187	H836	CONSULT	182
33649	CONSULT	190	H656P	CONSULT	187	H845	CONSULT	176
102066	CONSULT	189	H662	CONSULT	177			
H601	CONSULT	188	H663	CONSULT	177			
H602	CONSULT	188	H668	CONSULT	182			
H603	CONSULT	188	H670P	CONSULT	175			
H604	CONSULT	188						
H605	CONSULT	188						
H606	CONSULT	188						
H607	CONSULT	189						

\*Item obsolete or discontinued. When remaining stock is depleted, published prices are withdrawn and the item is subject to a special order quote.

XX Call for details.



An ISO 9001 registered company © 2021 Rice Lake Weighing Systems 07/01/2021 Prices and specifications subject to change without notice. Visit [ricelake.com](http://ricelake.com) for current prices.

# Howe Price Index By Rice Lake Weighing Systems PN

RL PN	SUGGESTED LIST	PAGE #	RL PN	SUGGESTED LIST	PAGE #	RL PN	SUGGESTED LIST	PAGE #
H846	CONSULT	176	H906	CONSULT	184	H2318RR	CONSULT	195
H847	CONSULT	176	H907	CONSULT	184	H2319RR	CONSULT	195
H848	CONSULT	186	H910	CONSULT	191	H2320RR	CONSULT	195
H852P	CONSULT	187	H913	CONSULT	178	H2325RR	CONSULT	195
*H854P	CONSULT	178	H914	CONSULT	182	H2500RR	CONSULT	195
H855P	CONSULT	183	H916	CONSULT	XX	H2501RR	CONSULT	195
H856P	CONSULT	183	*H917	CONSULT	191	H2502RR	CONSULT	195
H857	Ref. RL Part #15256		H918	CONSULT	191	H2503RR	CONSULT	195
H858P	CONSULT	178	H919	CONSULT	181	P701	CONSULT	186
H859	CONSULT	182	H920	CONSULT	192	P702	CONSULT	186
H860P	CONSULT	179	H921	CONSULT	191	TH927	CONSULT	190
H861P	CONSULT	179	H933P	CONSULT	180	T142L	CONSULT	178
H864	CONSULT	181	H942	CONSULT	182			
H865	CONSULT	181	H944	CONSULT	182			
H866	CONSULT	181	H945	CONSULT	178			
H867	CONSULT	181	H2111RRP	CONSULT	195			
H868P	CONSULT	181	H2112RRP	CONSULT	195			
H869P	CONSULT	181	H2117RRP	CONSULT	195			
H876P	CONSULT	183	H2119RRP	CONSULT	195			
H878P	CONSULT	183	H2125RRP	CONSULT	195			
H879	CONSULT	XX	H2316RR	CONSULT	195			
H885P	CONSULT	181	H2317RR	CONSULT	195			
H887	CONSULT	181						
H888	CONSULT	XX						
H889	CONSULT	XX						
H890P	CONSULT	176						
H891P	CONSULT	176						
H892P	CONSULT	181						
H901	CONSULT	189						
*H902	CONSULT	189						
H904P	CONSULT	177,181						
H905L	CONSULT	185						

# Howe Cross Reference By Equivalent Howe Number

PN	SUGGESTED LIST	PAGE #	PN	SUGGESTED LIST	PAGE #	PN	SUGGESTED LIST	PAGE #
3529-3801	H937	XX	40802591	H660P	XX	42034891	H627	183
3849-3801	H837	XX	40802594	H917	191	42035173	H630	189
4857	H914	182	40802636	H702	191	42035211	H619	183
5316	H942	182	40802637	H704	191	42035848	H648	178,190
9835-3801	H675	179	40802638	H703	182,190	42040429	H693	179,183
13790	H944	182	40802640	102066	189	42043855	H602	188
19991A	H945	178	40802643	H921	191	42043862	H618	183
20301	H627	182	40802644	H918	191	42043937	H603	188
20790	22143	182	40802653	H715	191	42043938	H606	188
26068-3801	H861P	179	40802654	H936	191	42043939	H605	188
26968-3801	H911P	XX	40802656	H716	191	42043940	H604	188
27006-3801	H650P	179	40803528	H942	182	42044397	H608	189
46066-3801	H860P	179	40803860	H655P	187	42044398	H609	189
46067-3801	H912P	XX	40803894	H691	186	42052705	H601	188
10902998	15256	192	40804124	H692P	187	42066333	H858P	178
10904911	H677	178	40804741	H944	182	42071831	10367	174
20905682	15301	192	40804934	H885P	XX	42076188	10369	174
20906027	15290	192	40805312	H620P	187	42076189	10371	174
20906224	15263	192	40805386	H914	182	42076190	10373	174
22035255	H680L	XX	40805916	H624	186	42078947	10385	174
22111450	H707	175	40805922	H625	186	42080080	H865	181
40800156	H684P	XX	40806632	22145	177	42086507	10431	177
40800295	H698P	180	40807000	H848	186	42091698	H663	XX
40800367	H933P	180	40807048	H852P	187	42092656	H898	XX
40800501	H892P	XX	40807054	H891P	176	42092817	H683P	XX
40800633	H658P	XX	40807082	10407	174	42092818	H682	XX
40800890	H633	192	40807092	10405	174	42094659	33649	190
40800899	H694P	XX	40808260	H2119RRP	195	42095126	H662	XX
40801070	H610P	187	40808408	H2127RRP	XX	42102167	H874	XX
40801076	H615P	187	40810545	10387	174	42102187	H934	XX
40801077	H617P	187	40810546	10389	XX	42102378	H913	178
40801080	H626P	187	40814330	H944	182	42102471	H644	190
40801081	H612P	187	40816580	H690	179	42103226	H713	184
40801090	H611P	187	40816724	H2319RR	195	42103227	H712	184
40801092	H613P	187	40816725	H2318RR	195	42103228	H711	184
40801126	H621P	187	40820608	H2301RR	XX	42103281	H623	186,189
40801131	H614P	187	41036433	H607	189	42103282	H622	186,189
40801137	H856P	184	41039539	H2320RR	195	42103716	H645	186
40801198	H945	175	41043253	H866	181	42106392	H681	XX
40801203	H855P	184	41043254	H867	181	42106396	H679P	XX
40801235	H637	193	41043686	H869P	181	42106554	H669P	XX
40801248	H656P	187	41043687	H868P	181	42106791	H870	XX
40802085	H616P	185,187	42034246	H646P	177	42108126	H720	XX
40802257	H904P	XX						

\*Item obsolete or discontinued. When remaining stock is depleted, published prices are withdrawn and the item is subject to a special order quote.

XX Call for details.

# Howe Cross Reference By Equivalent Howe Number

PN	SUGGESTED LIST	PAGE #	PN	SUGGESTED LIST	PAGE #	PN	SUGGESTED LIST	PAGE #
42108127	H718P	XX	44043774	H702	191	62111017	H905L	185
42108333	H719P	XX	44043783	H703	182,190	62111462	H708	175
42109311	H721P	XX	44043915	H921	191	62111464	H705	175
42111013	H906	184	44043916	H918	191	62111465	H706	175
42111183	H695	XX	44052704	H715	191	62121944	H2501RR	195
42111184	H696	XX	44052706	H716	191	62124298	H715	191
42111406	H670P	175	44052711	H936	191	62126599	H716	191
42111417	10409	174	44096673	H917	191	DF NO. 1	H668	182
42111422	H709	175	45043779	H704	191	DF NO. 2	H627	182
42111454	10404	XX	52069557	H701	177	DF NO. 3	H836	182
42111512	H890P	176	60800023	H889	XX	DF NO. 4	H859	182
42111567	10391	XX	60800182	H887	XX	J19415	H628	XX
42114397	H2502RR	195	60800854	10380	174	J37141	H836	182
42114517	H2316RR	195	60800855	10380	174	K103229 23/4	H2323RR	XX
42114518	H2317RR	195	60800969	H879	174	K103229 37/8	H2324RR	XX
42120488	H687P	XX	60801150	H886	XX	K103229-5	H2322RR	XX
42124538	H854P	178	60801200	H945	178	K114407	H2500RR	195
42126334	H919	181	60811302	H888	XX	K34891	H627	182
42128770	H2308RR	XX	60816859	H2125RRP	195	L78106	H668	182
42138860	H647	188	62066639	H834	176	NC43774	H702	191
42146338	H902	189	62088963	H702	191	NC43783	H703	182,190
42146392	H901	189	62090922	H715	191	NC43915	H921	191
43019339	H2305RR	XX	62090970	H936	191	NC43916	H918	191
43066321	H676	177	62090971	H716	191	LC43925	102066	XX
43078106	H668	182	62093965	H704	191	NC52711	H936	191
43111500	H845	176	62093971	H921	191	NC96673	H917	191
43111510	H847	176	62098973	H918	191	PC43779	H704	191
43111511	H846	176	62103221	H714L	185	NC52704	H715	191
43124297	H715	191	62103235	H910	191			
43126598	H716	191	62104416	H917	191			
44019193	H2300RR	XX	62111015	H907	184			
44035270	H849P	XX						

\*Item obsolete or discontinued. When remaining stock is depleted, published prices are withdrawn and the item is subject to a special order quote.

XX Call for details.

# Individual Howe Scale Parts

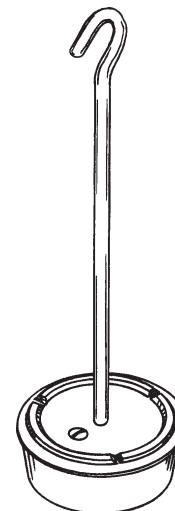
Counterpoise Weights and Hangers for Howe 57, 54 XL and Triner

RL PN	DESCRIPTION	SUGGESTED LIST	
10367	Equiv. Howe no. 42071831 Size: 50 x 1/2 lb	Consult	
10369	Equiv. Howe no. 42076188 Size: 100 x 1 lb	Consult	ROUND, SLOTTED COUNTERPOISE WEIGHTS 3 in DIA
10371	Equiv. Howe no. 42076189 Size: 200 x 2 lb	Consult	
10373	Equiv. Howe no. 42076190 Size: 300 x 3 lb	Consult	
10385	Equiv. Howe no. 42078947 Size: 500 x 5 lb	Consult	
10409	Equiv. Howe no. 42111417 Size: 100 x 1 9/16 lb	Consult	round, slotted counterpoise weights
10407	Equiv. Howe no. 40807082 Size: 50 x 25/32 lb	Consult	
10405	Equiv. Howe no. 40807092 Size: 25 x 25/64 lb	Consult	
10404	Equiv. Howe no. 42111454 Size: 10 x 5/32 lb	Consult	300 lb bench beam scale
For Counting Scales:			round, slotted counterpoise weights 3 in (Dia)
10387	Equiv. Howe no. 40810545 Size: 100 x 1 1/99 lb	Consult	
10391	Equiv. Howe no. 42111567 Size: 500 x 5 5/99 lb	Consult	

## Counterpoise Hangers For Above Weights:


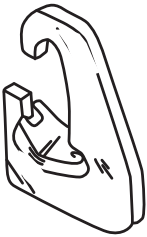

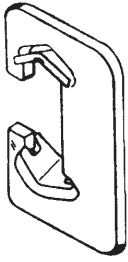

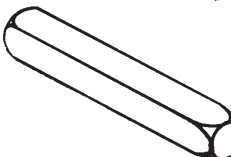
10381	Equiv. Howe no. 60800854, 60800855 Hanger, 16 oz	Consult
10380	Equiv. Howe no. 60800854, 60800855 Hanger, 12 oz	Consult
10379	Equiv. Howe no. 60800854, 60800855 Hanger, 10 oz	Consult
10382	Equiv. Howe no. 60800854, 60800855 Hanger, 7 oz	Consult

*For XL and apache, order 7 oz, 10 oz or 12 oz  
For 54 and 57, order 16 oz  
Hanger rod, 8 3/16 in L*



# Individual Howe Scale Parts


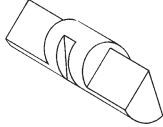
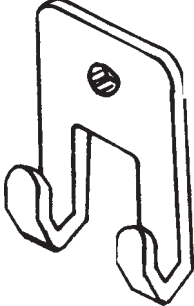
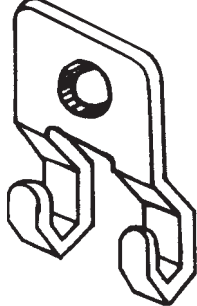
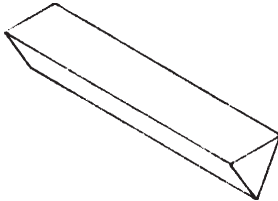
Bench Scale and Portable X-Actron 54 XL2, 5400, 5401, 5402, 6400, 6401, 6402,  
XL Models: 54XL1, 5401, 5402 and Apache Triner Models: 2100, 2200

RL PN	DESCRIPTION	SUGGESTED LIST	
H705	Equiv. Howe no. 62111464 Size: 3/16 in thick, 2 1/8 in W, 4 3/4 in L Hanger assembly	Consult	
H706	Equiv. Howe no. 62111465 Size: 3/16 in thick x 2 1/8 in W x 2 7/8 in L Hanger assembly short	Consult	
H707	Equiv. Howe no. 22111450 Size: 5/16 in (Dia) x 1/4 in L Hanger clip	Consult	
H708	Equiv. Howe no. 62111462 Size: 3/16 in thick x 2 1/8 in W x 3 1/2 L Summating hanger assembly	Consult	
H709	Equiv. Howe no. 42111422 Size: 3/16 in thick x 3/4 in W x 1 5/16 in L Bearing, load and all loops	Consult	
H670P	Equiv. Howe no. 42111406 Size: 5/16 in sq x 1 5/8 in L Pivot, load, fulcrum, Nose, connecting	Consult	

HOWE®

# Individual Howe Scale Parts

Bench Scale and Portable X-Actron 54 XL2, 5400, 5401, 5402, 6400, 6401, 6402,  
 XL Models: 54XL1, 5401, 5402 and Apache, Triner Models: 2100, 2200 (Cont.)

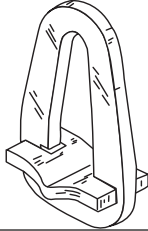
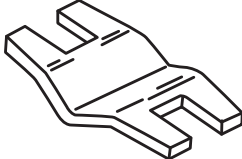
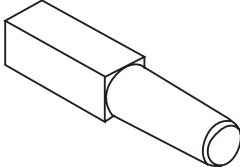

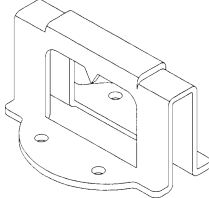
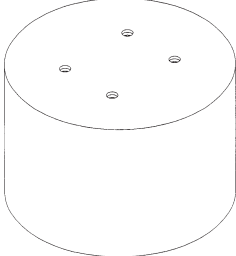
RL PN	DESCRIPTION	SUGGESTED LIST	
H834	Equiv. Howe no. 62066639 Size: 1 in w, 1 3/4 in H Loop, tip beam	Consult	
H845	Equiv. Howe no. 43111500 Size: 3/16 in x 1 1/8 in x 3 1/8 in Hole size: 5/8 in Nose iron hook	Consult	
H846	Equiv. Howe no. 43111511 Size: 3/16 in x 1 3/4 in x 3 1/4 in Hole size: 3/8 in Beam fulcrum hook	Consult	
H847	Equiv. Howe no. 43111510 Size: 3/16 in x 1 3/4 in x 3 1/8 in Hole size: 5/8 in Beam load hook	Consult	
H890P	Equiv. Howe no. 42111512 Size: 0.330 in x 1.265 in Pivot, beam, tip	Consult	
H891P	Equiv. Howe no. 40807054 Size: 0.330 in x 1.735 in Pivot, beam load and fulcrum	Consult	

HOWE®



# Individual Howe Scale Parts

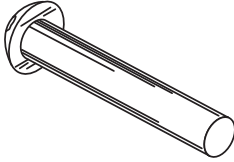
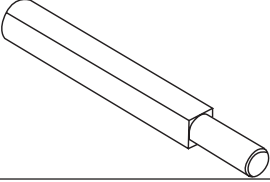
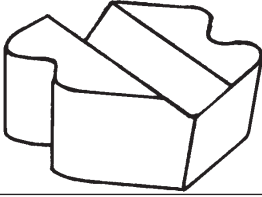

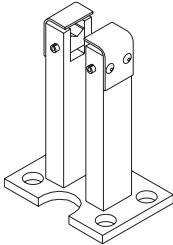
Portable Beam Scale Models 54 and 57 Hobart No. 57

RL PN	DESCRIPTION	SUGGESTED LIST	
H701	Equiv. Howe no. 52069557 Size: 3/16 in thick 1 13/16 in L inside Loop assembly Used in place of 52069559	Consult	
H710	Equiv. Howe no. n/a Size: 3/16 in thick 1 1/4 in W 1 5/8 in L Loop bearing only	Consult	
H646P	Equiv. Howe no. 42034246 Size 9/16 in sq x 2 1/2 in L 1 1/4 in long pivot edge Tapered shank Fulcrum and load pivot	Consult	
H676	Equiv. Howe no. 43066321 Size: 5/32 in x 11/16 in x 2 1/16 in L Bearing, load With pin and cotter for style 57 only	Consult	
22145	Equiv. Howe no. 40806632 Size: 1 3/8 in x 1 in x 1 5/8 in Poise top	Consult	
10431	Equiv. Howe no. 42086507 Size: 2 1/8 in (Dia) x 1 7/16 in Poise bottom	Consult	


HOWE®

# Individual Howe Scale Parts

Portable Beam Scale Models 54 and 57 Hobart No. 57 (Cont.)

RL PN	DESCRIPTION	SUGGESTED LIST	
H677	Equiv. Howe no. 10904911, 10905464 Size: 5/16 in x 2 in L Pin for corner loop and bearing With clip	Consult	
H858P	Equiv. Howe no. 42066333 Size: 5/16 in x 5/16 in x 2 3/4 in L Center connection pivot	Consult	
H913	Equiv. Howe no. 42102378 Size: 1 1/8 in x 5/8 in x 1 1/16 in Bearing, for spider With hole	Consult	
H648	Equiv. Howe no. 42035848 Size: 1 5/16 in (Dia) Ball	Consult	
H945	Equiv. Howe no. 40801198, 60801200 Size: 2 1/2 in x 3 1/2 in base x 5 1/8 in tall Stand, beam, fulcrum with Frictions and bearing Casting no. 19991A	Consult	

## Links and Bearings

RL PN	DESCRIPTION	SUGGESTED LIST	
T142L	Equiv. Howe no. 22035255 Size: 5/16 in x 2 1/4 in l Used in united portable and bench Scales: 26 in x 32 in and 32 in x 32 in Link	Consult	


## Pivots and Bearings

RL PN	DESCRIPTION	SUGGESTED LIST	
H854P	Equiv. Howe no. 42124538 Size: 1 in (Dia) x 3 1/2 in l With keyway Pivot edge: 1 1/4 in Pivot, dormant load	Consult	

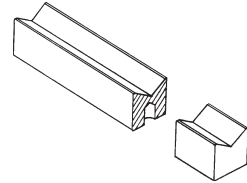
# Individual Howe Scale Parts

Platform Size: 4 ft x 6 ft 1973 Model, Serial # 7312952, Model 2829-01034

RL PN	DESCRIPTION	SUGGESTED LIST
H693	Equiv. Howe no. 42040429 Size: 1 1/4 in (Dia) Hole size: 17/64 in	Consult
14884	Screw 1/4 - 20 x 5/16	Consult

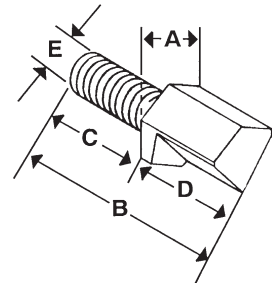


H690	Equiv. Howe no. 40816580 Size: 1/2 in x 1/2 in x 4 in Hole size: 3/16 in 1 1/2 In from one end	Consult
------	---	---------



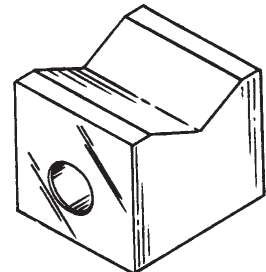
## Pivots for Automatic Bulk and Bagging Scales

RL PN	DESCRIPTION	SUGGESTED LIST
H650P	Equiv. Howe no. 27006-3801 Size: A. 3/4 in hex B. 2 in C. 1 1/32 in D. 15/16 in E. 7/16 in (Dia) Bagging scale, G17	Consult
H860P	Equiv. Howe no. 46066-3801 Size: A. 3/4 in hex B. 2 3/16 in C. 1 in D. 1 3/16 in E. 3/8 in (Dia) 5° End Bagging scale, e-50	Consult
H861P	Equiv. Howe no. 26068-3801 Size: A. 3/4 in hex B. 2 3/16 in C. 1 in D. 1 3/16 in E. 3/8 in (Dia) Straight end	Consult



## Bearings for Automatic Bulk and Bagging Scales

RL PN	DESCRIPTION	SUGGESTED LIST
H675	Equiv. Howe no. 9835-3801 Size: 1 1/8 in x 1 in x 5/8 in Hole size: 1/4 in (Dia) Bagging scale, G-17	Consult

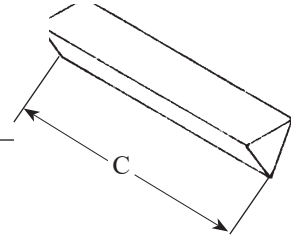


HOWE®

# Individual Howe Scale Parts

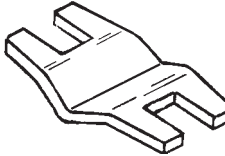
## Tear Drop Pivots

RL PN	DESCRIPTION	SUGGESTED LIST
H933P	Equiv. Howe no. 40800367 Size: A. 11/32 In or 0.343 In B. 1/2 In or 0.508 In C. 1 7/8 In	Consult
H698P	Equiv. Howe no. 40800295 Size: A. 11/32 In or 0.343 In B. 1/2 In or 0.500 In C. 2 In	Consult

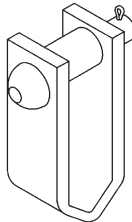
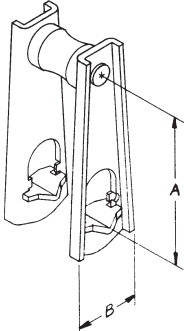


# Individual Howe Scale Parts

## Hopper Scale Pivots and Bearings

RL PN	DESCRIPTION	SUGGESTED LIST	
H864	Equiv. Howe no. N/a Size: 3/32 in thick x 5/8 in W x 15/16 in L Bearing, for loop assembly	Consult	
H865	Equiv. Howe no. 42080080 Size: 5/32 in thick x 3/4 in W x 1 5/16 in L Bearing, for loop assembly	Consult	
H866	Equiv. Howe no. 41043253 Size: 5/8 in x 5/8 in x 3/4 in L Hole size: 3/16 in, 2 tapped 10-14 Bearing	Consult	
H867	Equiv. Howe no. 41043254 Size: 1/2 in x 3/4 in x 1/2 in Hole size: 3/16 in Bearing, center connection	Consult	
H868P	Equiv. Howe no. 41043687 Size: 1/4 in x 5/8 in x 5/8 in Pivot	Consult	
H869P	Equiv. Howe no. 41043686 Size: 1/4 in x 5/8 in x 3/4 in Pivot, tapered on both ends	Consult	

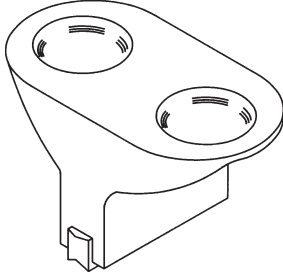
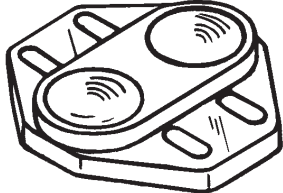
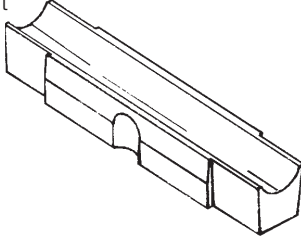
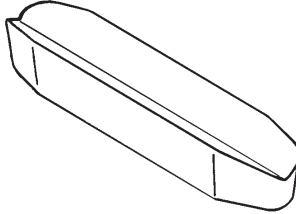

## Hopper Scale Suspension Loops and Bearings

RL PN	DESCRIPTION	SUGGESTED LIST	
H919	Equiv. Howe no. 42126334 Size: 1 11/16 in x 3 in x 1 1/4 in Hole size: 1/2 in Hopper scale series 20 New style	Consult	
H887	Equiv. Howe no. 60800182 Size: A. 3.406 in B. 1.88 in Loop assembly	Consult	

HOWE®

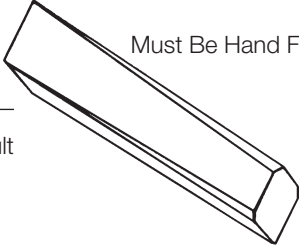
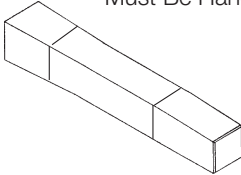
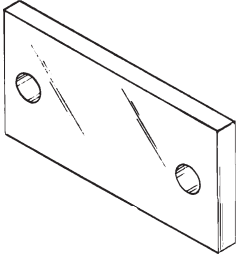
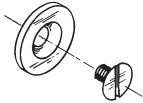
# Individual Howe Scale Parts

## Cast Pipe Lever Suspension and Bearings

RL PN	DESCRIPTION	SUGGESTED LIST	
H942	Equiv. Howe no. 5316, 40803528 Size: 7.5 in W x 4.31 in H x 4.28 in L Replaces tee block 5316 casting no. Replaces tee block 40803528	Consult	
H914	Equiv. Howe no. 4857, 40805386 Size: 6 in x 5 15/16 in x 11 in Replaces 4857 casting no.	Consult	
22143	Equiv. Howe no. 20790 \$350.00 Size: 6 in x 8 3/4 in x 11 in Replaces 20790 casting no.	Consult	
H944	Equiv. Howe no. 40814330, 18234, 13790 Size: 8 in x 1 5/16 in x 9 in Replaces casting no. 40814330, 18234, 13790 And 40804741		
H703	Equiv. Howe no. 44043783 Size: 11 in W x 1 3/4 in H x 12 in L Casting no. Nc 43783, 19124, 40802638	Consult	
H627	Equiv. Howe no. DF no. 2, 42034891 20301, K34891 Size: 3/4 in x 5/8 in x 4 in Bearing, load and fulcrum 5-, 10-, And 15- ton cast pipe lever	Consult	
H668	Equiv. Howe no. DF no. 1, 43078106, L78106 Size: 1 5/16 in x 7/8 in x 6 in Bearing, load and fulcrum 20-, 30-, And 50-ton cast pipe lever	Consult	
H836	Equiv. Howe no. DF no. 3, J37141 Size: 1 3/4 in x 7/8 in x 2 in Bearing, torque tube and shackles	Consult	
H859	Equiv. Howe no. DF no. 4 Size: 1 9/16 in x 11/16 in x 1 3/4 in Bearing, 5-, 10-, and 15- ton	Consult	

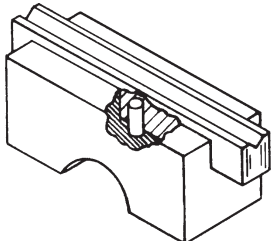
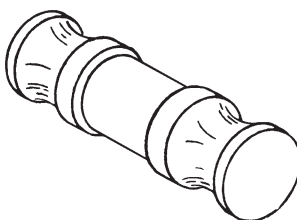
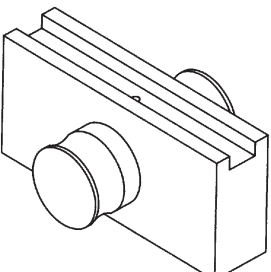
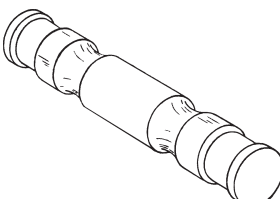
# Individual Howe Scale Parts

## Cast Pipe Lever Pivots and Straight Lever Friction Plates

RL PN	DESCRIPTION	SUGGESTED LIST	
H855P	Equiv. Howe no. 40801203 Size: 7/8 in sq large end x 13/16 in sq small end x 7 3/4 in l Pivot, 10 and 15 ton fully Machined type	Consult	 <p>Must Be Hand Fit</p>
H856P	Equiv. Howe no. 40801137 Size: 1 1/8 in sq large end x 1 1/16 in sq small end x 10 1/4 in l Pivot, 20 and 30 ton fully machined type	Consult	
H876P	Equiv. Howe no. N/a \$118.00 Size: 1 in sq large end x 3/4 in sq small end x 7 3/4 in L Pivot	Consult	 <p>Must Be Hand Fit</p>
H878P	Equiv. Howe no. N/a \$128.00 Size: 1 1/4 in sq large end x 1 1/8 in sq small end x 11 1/8 in L Pivot	Consult	
H618	Equiv. Howe no. 42043862 Size: 1/4 in x 1 1/2 in x 3 in L Hole size: 5/16 in Anti-friction plate	Consult	
H619	Equiv. Howe no. 42035211 Size: 3/16 in x 3/4 in x 1 1/2 in L Hole size: 9/32 in Anti-friction plate	Consult	
H693	Equiv. Howe no. 42040429 Size: 1 1/4 in (Dia) Hole size: 17/64 in Anti-friction plate	Consult	
14884	Screw: 1/4-20 x 5/16 in \$.50	Consult	

# Individual Howe Scale Parts

## Durasteel Suspension Saddles and Trunnions

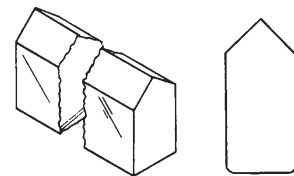
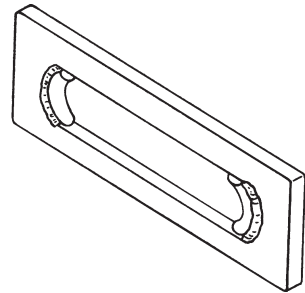
RL PN	DESCRIPTION	SUGGESTED LIST
H711	Equiv. Howe no. 42103228 Size: 2 in x 2 in x 5 in Bearing, holder Use bearing no. H624	Consult
		
H712	Equiv. Howe no. 42103227 Size: 2 1/8 in (Dia) x 5 1/4 in Pin, for bearing holder	Consult
		
H907	Equiv. Howe no. 62111015 Size: 5 1/2 in x 4 in x 8 1/2 in Saddle block assembly Use bearing H848	Consult
		
H713	Equiv. Howe no. 42103226 Size: 2 1/8 in (Dia) x 8 1/2 in Trunnion	Consult
		
H906	Equiv. Howe no. 42111013 Size: 2 1/2 in (Dia) x 9 in Trunnion	Consult



# Individual Howe Scale Parts

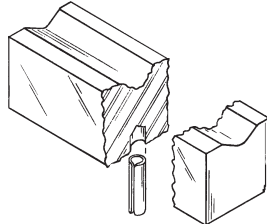
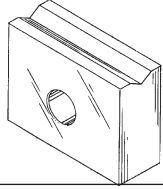
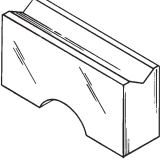
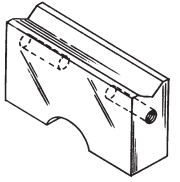
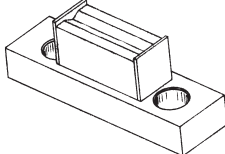
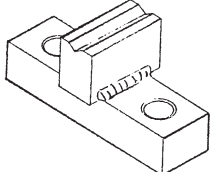
## Durasteel Links and Pivots

RL PN	DESCRIPTION	SUGGESTED LIST
H714L	Equiv. Howe no. 62103221 Size: 3/4 in x 5 in x 12 3/8 in Link i.D. 8 3/8 in Will also fit Powell scale	Consult
H905L	Equiv. Howe no. 62111017 Size: 1 x 5 in x 14 in Link I.D. 10 1/8 In	Consult
H616P	Equiv. Howe no. 40802085 Size: 1/2 in x 1 1/8 in x 6 1/2 in Pivot Most common	Consult



# Individual Howe Scale Parts

## Truck Scale Bearings

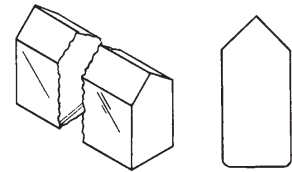
RL PN	DESCRIPTION	SUGGESTED LIST	
H625	Equiv. Howe no. 40805922 Size: 1 in x 1 in x 3 1/4 in Hole size: 1/4 in Bearing	Consult	 <p>ROLL PIN 15263</p>
H691	Equiv. Howe no. 40803894 Size: 1 in x 1 in x 4 in Hole size: 1/4 in Bearing	Consult	
H624	Equiv. Howe no. 40805916 Size: 1 in x 1 in x 6 1/2 in Hole size: 1/4 in Bearing	Consult	
H848	Equiv. Howe no. 40807000 Size: 1 in x 1 in x 10 in Hole size: 1/4 in Bearing	Consult	
H645	Equiv. Howe no. 42103716 Size: 1 in x 2 in x 2 5/8 in Hole size: 11/16 in For portable vehicle scales	Consult	
H622	Equiv. Howe no. 42103282 Size: 5/8 in x 1 1/4 in x 2 3/8 in Bearing, upper shackle	Consult	
H623	Equiv. Howe no. 42103281 Size: 5/8 in x 1 1/4 in x 2 3/8 in 1/4-20 Tapped holes	Consult	
P701	Equiv. Howe no. n/a Size: 2 in x 1 7/8 in x 6 in Bearing assembly lower Bearing length: 2 3/4 in	Consult	
P702	Equiv. Howe no. n/a Size: 2 in x 1 3/4 in x 6 in Bearing assembly upper	Consult	

Bearing length: 2 3/4 in

# Individual Howe Scale Parts

Motor Truck, Industrial, Axle Load and Livestock Scale Pivots

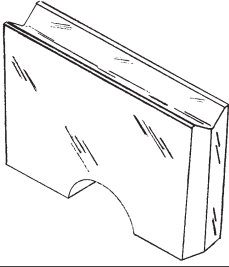

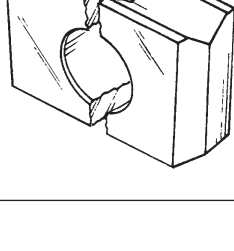


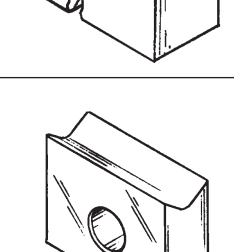
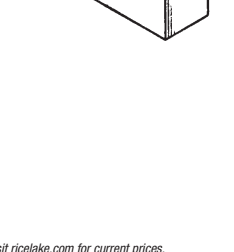
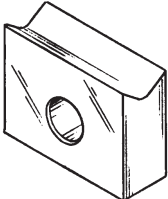
RL PN	DESCRIPTION	SUGGESTED LIST
H852P	Equiv. Howe no. 40807048 Size: 1/2 in x 1 1/8 in x 10 in Square both ends	Consult
H616P	Equiv. Howe no. 40802085 Size: 1/2 in x 1 1/8 in x 6 1/2 in Square both ends	Consult
H655P	Equiv. Howe no. 40803860 Size: 1/2 in x 1 1/8 in x 4 in Square both ends	Consult
H610P	Equiv. Howe no. 40801070 Size: 1/2 in x 1 1/8 in x 3 1/2 in Square both ends 60 And 80-ton load and fulcrum	Consult
H620P	Equiv. Howe no. 40805312 Size: 1/2 in x 1 1/8 in x 3 1/4 in Square both ends	Consult
H611P	Equiv. Howe no. 40801090 Size: 1/2 in x 1 1/8 in x 2 3/4 in Square both ends 50-Ton load and fulcrum	Consult
H612P	Equiv. Howe no. 40801081 Size: 1/2 in x 1 1/8 in x 2 1/2 in Square both ends	Consult
H626P	Equiv. Howe no. 40801080 Size: 1/2 in x 1 1/8 in x 2 1/4 in Square both ends	Consult
H621P	Equiv. Howe no. 40801126 Size: 1/2 in x 1 1/8 in x 2 1/4 in Tapered both ends	Consult
H613P	Equiv. Howe no. 40801092 Size: 1/2 in x 1 1/8 in x 2 1/8 in Square both ends	Consult
H614P	Equiv. Howe no. 40801131 Size: 1/2 in x 1 1/8 in x 2 in Tapered both ends	Consult
H615P	Equiv. Howe no. 40801076 Size: 1/2 in x 1 1/8 in x 1 1/2 in Tapered both ends	Consult
H656P	Equiv. Howe no. 40801248 Size: 1/2 in x 1 1/8 in x 1 3/32 in Tapered one end	Consult
H617P	Equiv. Howe no. 40801077 Size: 1/2 in x 1 1/8 in x 1 in Tapered one end	Consult
H692P	Equiv. Howe no. 40804124 Size: 1/2 in x 1 1/8 in x 1 3/16 in Tapered both ends	Consult



HOWE®

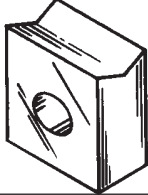
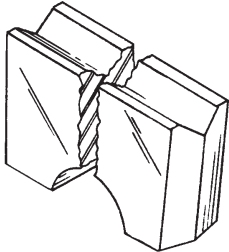
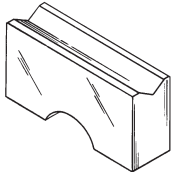
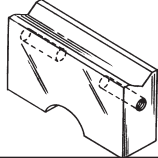
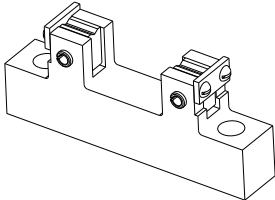
# Individual Howe Scale Parts

Motor Truck, Industrial Light Truck, Axle Load and Livestock Scale Bearings

RL PN	DESCRIPTION	SUGGESTED LIST	
H647	Equiv. Howe no. 42138860 Size: 5/8 in x 2 in x 3 1/4 in L Hole size: 1/2 of 1 1/32 in Tapered end 30-, 60- And 80-ton load and fulcrum bearing New style	Consult	
H601	Equiv. Howe no. 42052705 Size: 5/8 in x 2 in x 3 1/4 in L Hole size: 1 1/32 in Tapered on end, bearing 30-, 60- And 80-ton load and fulcrum, old style	Consult	
H602	Equiv. Howe no. 42043855 Size: 5/8 in x 2 in x 2 1/2 in L Hole size 1 1/32 in Tapered ends 20- And 50-ton load t-block	Consult	
H603	Equiv. Howe no. 42043937 Size: 5/8 in x 1 1/4 in x 2 in L Hole size 41/64 in Tapered ends	Consult	
H604	Equiv. Howe no. 42043940 Size: 5/8 in x 1 1/4 in x 1 5/8 in L Hole size: 33/64 in Tapered ends	Consult	
H605	Equiv. Howe no. 42043939 Size: 5/8 in x 1 1/4 in x 1 1/2 in L Hole size: 33/64 in Square ends	Consult	
H606	Equiv. Howe no. 42043938 Size: 5/8 in x 1 1/4 in x 1 in L Hole size: 33/64 in Square ends	Consult	
H630	Equiv. Howe no. 42035173 Size: 1/2 in x 1 1/8 in x 1 15/32 in L Hole size: 13/32 in Bearing	Consult	

# Individual Howe Scale Parts

Motor Truck, Industrial, Light Truck, Axle Load and Livestock Scale Bearings (Cont.)

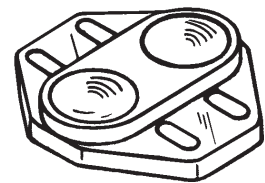
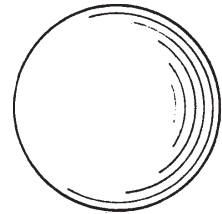
RL PN	DESCRIPTION	SUGGESTED LIST	
H607	Equiv. Howe no. 41036433 Size: 1/2 in x 1 1/8 in x 1 in L Hole size: 25/64 in	Consult	
H609	Equiv. Howe no. 42044398 Size: 5/8 in x 1 1/4 in x 2 in L Tapered end	Consult	
H608	Equiv. Howe no. 42044397 Size: 5/8 in x 1 1/4 in x 2 1/2 in L Tapered end 20-And 50-ton fulcrum bearing	Consult	
H901	Equiv. Howe no. 42146392 Size: 7/8 in x 1 5/16 in x 2 in L Tapered end	Consult	
*H902	Equiv. Howe no. 42146338 Size: 1 in x 1 7/16 in x 2 7/8 in L Tapered end	Consult	
H622	Equiv. Howe no. 42103282 Size: 5/8 in x 1 1/4 in x 2 3/8 in L Straight ends	Consult	
H623	Equiv. Howe no. 42103281 Size: 5/8 in x 1 1/4 in x 2 3/8 in L 1/4-20 Tapped holes Straight ends	Consult	
102066	Equiv. Howe no. 40802640 LC 43925 Size: 1 1/2 in x 3 3/4 in x 8 3/8 in Main lever lower tip connection	Consult	

HOWE®

# Individual Howe Scale Parts

Cast and Super Cast Truck Scale Parts and Miscellaneous Diameter Balls


RL PN	DESCRIPTION	SUGGESTED LIST
33648	Equiv. Thurman no. n/a Size: 3 1/2 in (Dia) Ball (cast) weight 6 lb	Consult
33649	Equiv. Howe no. 42094659 Size: 3 in (Dia) Ball (cast) weight 4 lb 3 oz	Consult
33646	Equiv. Thurman no. n/a Size: 2 1/2 in (Dia) Ball (cast) weight 2 lb 1 oz	Consult
H644	Equiv. Howe no. 42102471 Size: 2 3/8 in (Dia) Ball (cast) weight 2 lb 3 oz	Consult
33645	Equiv. Thurman no. n/a Size: 2 in (Dia) Ball (steel) weight 1 lb 2 oz	Consult
H697	Equiv. Howe no. n/a Size: 1 1/2 in (Dia) Ball (steel) weight 8 oz	Consult
TH927	Equiv. Thurman no. n/a Size: 1 7/16 in (Dia) Ball (steel) weight 4 oz	Consult
H648	Equiv. Howe no. 42035848 Size: 1 5/16 in (Dia) Ball (steel) weight 6 oz Models: 57, type 54, floor scales etc.	Consult
10772	Equiv. Howe no. n/a Size: 1 in (Dia) Ball (steel) weight 1 oz	Consult
18816	Equiv. Howe no. n/a Size: 7/8 in (Dia) Ball (steel) weight 1 oz	Consult
10993	Equiv. Howe no. n/a Size: 3/4 in (Dia) Ball (steel) weight 1 oz	Consult
18815	Equiv. Howe no. n/a Size: 5/8 in (Dia) Ball (steel) weight 1 oz	Consult
H703	Equiv. Howe no. 44043783 Casting no. 40802638, NC 43783 Size: 11 in W x 1 3/4 in H x 12 in Ball plate for 20-, 30-, 50-, 60-, and 80-ton Capacity truck scales Weight 31 lb	Consult



# Individual Howe Scale Parts


Cast and Super Cast Truck Scale Parts and Miscellaneous Diameter Balls (Cont.)

RL PN	DESCRIPTION	SUGGESTED LIST
H704	Equiv. Howe no. 62093965, 45043779 Casting no. 40802637, PC 43779 Size: 7 in W x 9 in H x 11 in L T-assembly for 20- and 50-ton Capacity truck scales With bearing and pins Weight: 61 lb	Consult
H716	Equiv. Howe no. 62090971, 62126599, 44052706, 43126598 Casting no. 40802656 Size: 10 1/4 in W x 10 in H x 11 1/2 in L T-assembly for 30-,60-, and 80-ton Capacity truck scales With bearing and pins Weight 88 lb	Consult



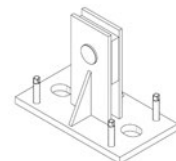
## Durasteel and Cast Straight Lever Fulcrum Stands

RL PN	DESCRIPTION	SUGGESTED LIST
H702	Equiv. Howe no. 62088963, 44043774 Replaces casting no. NC43774, 40802636 Size: 6 1/2 in x 8 in x 15 in Main lever stand for 20- and 50-ton	Consult
H715	Equiv. Howe no. 62124298, 43124297 62090922, 44052704 Replaces casting no. NC52704, 40802653 Size: 8 in x 9 in x 17 in Main lever stand for 30-, 60- and 80-ton	Consult
H918	Equiv. Howe no. 62098972, 44043916 Replaces casting no. NC43916, 40802644 Size: 7 1/2 in x 14 in x 15 1/4 Center extension lever stand 50-ton	Consult
*H917	Equiv. Howe no. 62104416, 44096673 Replaces casting no. NC96673, 40802594 Size: 7 1/2 in x 14 in x 16 1/8 in Center extension lever stand 60- and 80-ton	Consult
H921	Equiv. Howe no. 62093971, 44043915 Replaces casting no. NC43915, 40802643 Size: 7 1/2 in x 12 in x 11 3/4 in End extension lever stand 50-ton	Consult
*H936	Equiv. Howe no. 62090970, 44052711 Replaces casting no. NC52711, 40802654 Size: 7 5/8 in x 12 in x 12 1/4 in End extension lever stand 60- and 80-ton	\$360.00



With Bearing, Pins and Leveling Bolts















H910	Equiv. Howe no. 62103235 Size: 8 in x 14 in x 11 in Main lever stands, Durasteel Steel fabricated for H624 bearing Will also fit Hardin truck scales	Consult
------	--	---------



\*Item obsolete or discontinued. When remaining stock is depleted, published prices are withdrawn and the item is subject to a special order quote.

# Individual Howe Scale Parts

## Motor Truck Scale and Axle Load Scale Parts

RL PN	DESCRIPTION	SUGGESTED LIST		
15256	Equiv. Howe no. 10902998 Size: 3/16 in (Dia) x 1 1/2 in Roll pin	Consult		
15263	Equiv. Howe no. 20906224 Size: 1/4 in (Dia) x 3/4 in Roll pin	Consult		
15290	Equiv. Howe no. 20906027 Size: 3/8 in (Dia) x 1 1/2 in Roll pin	Consult		
116181	Size 3/8 in (Dia) x 2 1/2 in	Consult		
15301	Equiv. Howe no. 20905682 Size: 1/2 in (Dia) x 1 3/4 in Roll pin	Consult		
H637	Equiv. Howe no. 40801235 Size: 5/8 in (Dia) x 1 3/4 in Knurled pin	Consult		
H632	Equiv. Howe no. 40801166 Size: 5/8 in (Dia) x 2 3/8 in Knurled pin	Consult		
H633	Equiv. Howe no. 40800890 Size: 1 in (Dia) x 2 3/8 in Knurled pin	Consult		

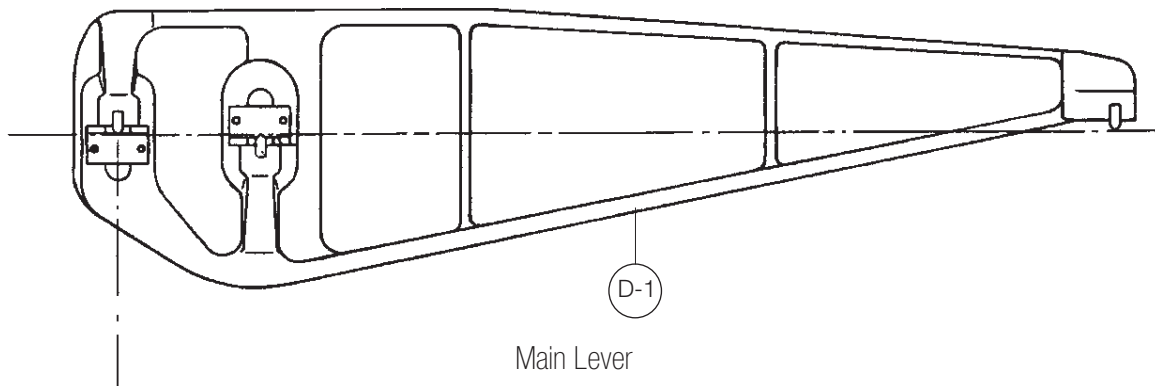
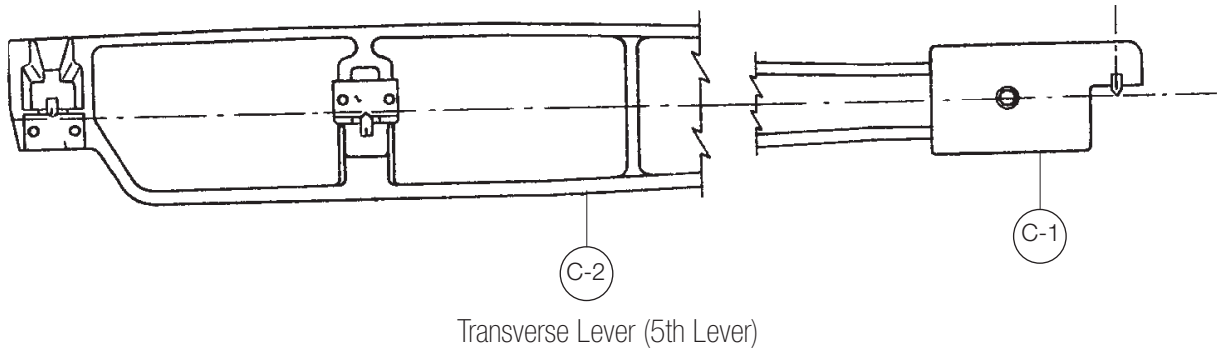
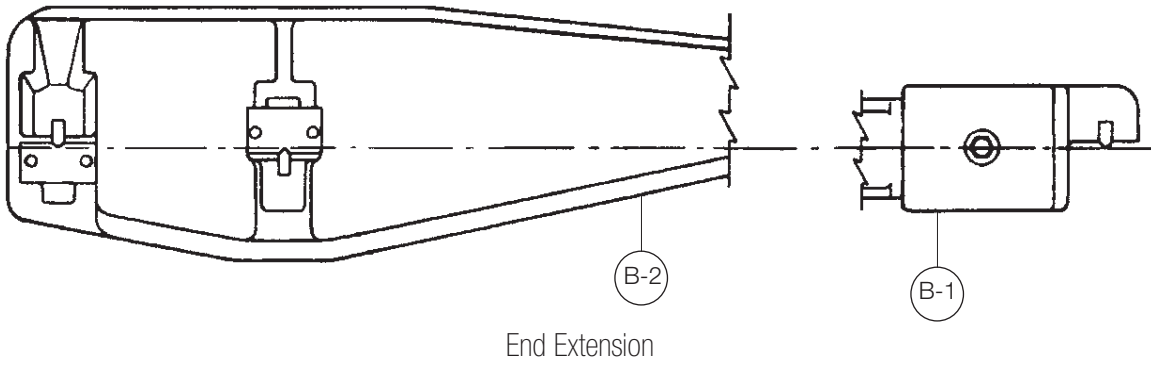
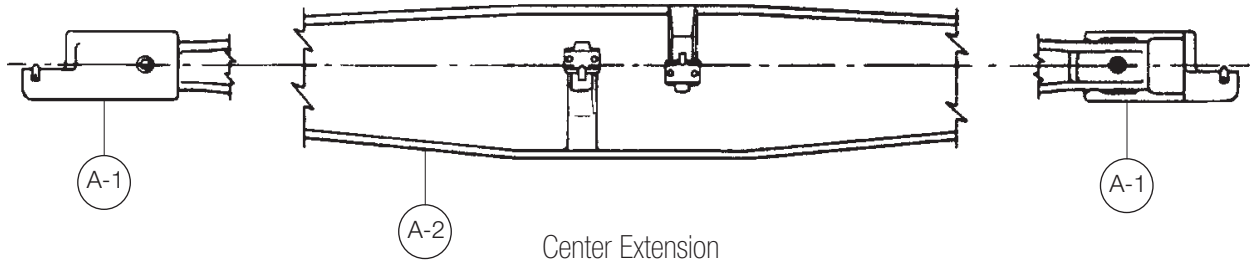
### Howe Parts Available But Not Shown

RL PN	DESCRIPTION	SUGGESTED LIST
H920	Equiv. Howe no. n/a Size: 1 in x 1 in x 6 in	Consult



# Reconditioned Levers Available

Call With Casting #



HOWE®

# Reconditioned Levers Available

Call for Pricing and Availability

REFERENCE #	DESCRIPTION	CASTING #
A-1	Nose iron Nose iron	Old casting no. NC43911 New casting no. 40802658

REFERENCE #	DESCRIPTION	CASTING #
A-2	Center extension 14 ft 2 in Center extension 14 ft 2 in Center extension 16 ft 8 in Center extension 16 ft 8 in Center extension 14 ft 10 in Center extension 14 ft 10 in	Old casting no. NC44391 New casting no. 40802649 Old casting no. PC43819 New casting no. 40802650 New casting no. 40810042 New casting no. 40810043

REFERENCE #	DESCRIPTION	CASTING #
B-1	Nose iron Nose iron	Old casting no. NC43872 New casting no. 40802657

REFERENCE #	DESCRIPTION	CASTING #
B-2	End extension 10 ft End extension 10 ft End extension 12 ft 6 in End extension 12 ft 6 in End extension 10 ft 10 in End extension 7 ft 6 in End extension 10 ft 10 in	Old casting no. PC44389 Old casting no. NC44931 New casting no. 40802647 Old casting no. PC43871 New casting no. 40802648 New casting no. 40802645 New casting no. 40802646 New casting no. 40810045

REFERENCE #	DESCRIPTION	CASTING #
C-1	Nose iron Nose iron	Old casting no. NC43872 New casting no. 40802657

REFERENCE #	DESCRIPTION
C-2	Transverse lever, please call

REFERENCE #	DESCRIPTION	CASTING #
D-1	Main lever 50 ton Main lever 50 ton Main lever 50 ton Main lever 60 ton Main lever 60 ton	Old casting no. PC43720 Old casting no. PC55441 New casting no. 40802635 Old casting no. PC52703 New casting no. 40802655

# Individual Howe Scale Parts

## Railroad Track Scale Parts

RL PN	DESCRIPTION	SUGGESTED LIST
H2111RRP	Equiv. Howe no. n/a Pivot, 3/4 in x 1 1/2 in x 6 1/2 in	Consult
H2112RRP	Equiv. Howe no. n/a Pivot, 3/4 in x 1 1/2 in x 5 in Pivot, 1 in x 2 in x 9 in	Consult
H2117RRP	Equiv. Howe no. n/a Pivot, 3/4 in x 1 1/2 in x 12 3/8 in	Consult
H2119RRP	Equiv. Howe no. 40808260 Pivot, 1 in x 2 in x 20 in	Consult
H2125RRP	Equiv. Howe no. 60816859 Pivot, 3/4 in x 1 1/2 in x 10 in	Consult
H2316RR	Equiv. Howe no. 42114517 Bearing, 1 1/2 in x 1 3/4 in x 5 1/8 in	Consult
H2317RR	Equiv. Howe no. 42114518 Bearing, 1 1/2 in x 1 3/4 in x 6 in	Consult
H2318RR	Equiv. Howe no. 40816725 Bearing, 1 in x 1 1/4 in x 6 1/2 in	Consult
H2319RR	Equiv. Howe no. 40816724 Bearing, 1 in x 1 1/4 in x 12 3/8 in	Consult
H2320RR	Equiv. Howe no. 41039539 Bearing, 1 in x 1 7/16 in x 2 3/8 in	Consult
H2325RR	Equiv. Howe no. n/a Bearing, 1 in x 1 in x 10 in	Consult
H2500RR	Equiv. Howe no. K114407 Link	Consult
H2501RR	Equiv. Howe no. 62121944 Saddle block	Consult
H2502RR	Equiv. Howe no. 42114397 Trunnion	Consult
H2503RR	Equiv. Howe no. n/a Trunnion	Consult

HOWE®



# HOWE KITS

HOWE®

# Howe Kit Price Index By Rice Lake PN

RL PN	SUGGESTED LIST	PAGE #	RL PN	SUGGESTED LIST	PAGE #	RL PN	SUGGESTED LIST	PAGE #
H-651-K	CONSULT	200	H-669-K	CONSULT	199	H-682-K	CONSULT	205
H-652-K	CONSULT	201	H-670-K	CONSULT	199	H-684-K	CONSULT	207
H-653-K	CONSULT	202	H-671-K	CONSULT	206,208	H-686-K	CONSULT	210
H-654-K	CONSULT	203	H-672-K	CONSULT	207,209	H-687-K	CONSULT	210
H-655-K	CONSULT	204	H-673-K	CONSULT	206	H-688-K	CONSULT	211
H-656-K	CONSULT	205	H-675-K	CONSULT	210	H-689-K	CONSULT	211
H-659-K	CONSULT	208	H-676-K	CONSULT	199	H-1150-RK	CONSULT	213
H-660-K	CONSULT	208	H-677-K	CONSULT	200	H-1202-RK	CONSULT	213
H-661-K	CONSULT	209	H-678-K	CONSULT	201	H-1202-SRK	CONSULT	213
H-662-K	CONSULT	209	H-679-K	CONSULT	202	H-1203-RK	CONSULT	212
H-663-K	CONSULT	206	H-680-K	CONSULT	204	H-1203-SRK	CONSULT	212
H-664-K	CONSULT	207	H-681-K	CONSULT	203	H-1204-RK	CONSULT	212

\*Item obsolete or discontinued. When remaining stock is depleted, published prices are withdrawn and the item is subject to a special order quote.

# Howe Kit Cross Reference By Equivalent Howe Number

EQUIV. HOWE #	RL PN	PAGE #	EQUIV. HOWE #	RL PN	PAGE #	EQUIV. HOWE #	RL PN	PAGE #
<b>Motor Truck Scales, Super Cast:</b>			<b>Portable Vehicle Scales, Self-Contained:</b>			<b>Portable AND Bench Dial Scales:</b>		
70810292	H-653-K	202	70819732	H-659-K	208	70819446	H-676-K	199
70816905	H-654-K	203	70819733	H-660-K	208	70819448	H-674-K	XX
70816906	H-651-K	200						
70818312	H-655-K	204						
70818313	H-652-K	201						

\*Item obsolete or discontinued. When remaining stock is depleted, published prices are withdrawn and the item is subject to a special order quote.

XX Call for details.

# Portable Beam and Bench Scale

## Kit No. H-669-K

Portable Beam Scale, Models 54 and 57

QTY	RL PN	EQUIV. HOWE #	DESCRIPTION
1	H698P	40800295	Pivot, load beam
8	H646P	42034246	Pivot, load and fulcrum
4	H676	43066321	Bearing, load with pin and cotter model 57
4	H677	10904911	Pin, with clips
4	H701	52069557	Loop, corner assembly
2	H858P	42066333	Pivot, center connection
4	H913	42102378	Bearing, load, old style
4	H648	42035848	Balls
1	H699P	40800815	Pivot, fulcrum
1	H933P	40800367	Pivot, tip

**Consult** Suggested list/6 lb shipping weight

## Kit No. H-670-K

For Bench and Portable Scales, Models 54XL, 54XL1, 54XL2, X-Actron XL Models 5400, 5401, 5402, 6400, 6401, 6402, 7401, 7402, Triner 2100, 2200, Apache

QTY	RL PN	EQUIV. HOWE #	DESCRIPTION
11	H670P	n/a	Pivot, load, fulcrum, nose conn
2	H705	62111464	Hanger assembly, long
2	H706	62111465	Hanger assembly, short
4	H707	22111450	Hanger clip
1	H708	62111462	Center hanger assembly
4	H709	42111422	Bearing, load
1	H834	60266639	Loop

**Consult** Suggested list/3 lb shipping weight

## Kit No. H-676-K

For Portable and Bench Scales Understructure, 26 in x 32 in and 32 in x 32 in, Models 5700-1, 5700-2, 5700-3, 5700-4, 5800-1, 5800-2, 5800-3, 5800-4, 9400-1, 9400-2, 9500-1, 9500-2, 9700-1, 9700-2, 9800-1, 9800-2

Equiv. HOWE # 70819446

QTY	RL PN	EQUIV. HOWE #	DESCRIPTION
8	H654	40806973	Bearing
8	H669P	42106554	Pivot
2	H679P	42106396	Pivot
2	H681	n/a	Bearing
1	H682	42092818	Bearing
1	H683P	42092817	Pivot
8	H680L	22035255	Link

**Consult** Suggested list/5 lb shipping weight

# Truck Scale

## Kit No. H-651-K

20-Ton, 2-Section Truck and Axle Load Scale, Cast Straight Lever and Super Cast Main Lever Casting  
No. PC43720, PC55441 or 40802635, Models 5918, 5922, 5930, 5982, 5984, 5986, 5988  
and Axle Load Models 2908 and 2910

Equiv. HOWE # 70816906

QTY	RL PN	EQUIV. HOWE #	DESCRIPTION
8	H602	42043855	Bearing, load, main lever
8	H608	42044397	Bearing, fulcrum, main lever
16	H611P	40801080	Pivot, load and fulcrum, main lever
12	H617P	40801088	Pivot, tip
12	H606	42043938	Bearing, tip, shackles
4	H603	42043937	Bearing, load, end extension
6	H609	42044398	Bearing, fulcrum end extension and transverse
8	H613P	40801092	Pivot, load and fulcrum, end extension
2	H604	42043940	Bearing, load, transverse lever
2	H612P	40801081	Pivot, load, transverse lever
2	H626P	40801080	Pivot, fulcrum, transverse lever
1	H615P	40801076	Pivot, tip, transverse lever
1	H630	42035173	Bearing, tip, transverse lever
28	H618	42043862	Friction plate
14	H619	42035211	Friction plate
8	H633	40800890	Knurled pin
14	15301	20805682	Roll pin
10	H637	40801235	Knurled pin

**Consult** Suggested list/57 lb shipping weight

## Kit No. H-677-K

Suspension Kit For H-651-K

QTY	RL PN	EQUIV. HOWE #	DESCRIPTION
8	33649	42094659	Ball, 3 in (Dia) cast
4	H703	40802638	Ball plate
4	H704	40802637	Tee block

**Consult** Suggested list/445 lb shipping weight



# Truck Scale

## Kit No. H-652-K

30-Ton, 2-Section Truck and Axle Load Scale, Cast Straight Lever and Super Cast Main Lever Casting No. PC52703 or 40802655, Models 5992, 5994, and Axle Load 3910, 3912, 3914

Equiv. HOWE # 70818313

QTY	RL PN	EQUIV. HOWE #	DESCRIPTION
16.....	H601*	42052705	Bearing, load and fulcrum, main lever
16.....	H610P	40801070	Pivot, load and fulcrum, main lever
12.....	H617P	40801077	Pivot, tip
12.....	H606	42043938	Bearing, tip, shackles
4.....	H603	42043937	Bearing, load, end extension
6.....	H609	42044398	Bearing, fulcrum, end extension
8.....	H613P	40801092	Pivot, load and fulcrum, end extension
2.....	H604	42043940	Bearing, load, transverse lever
2.....	H612P	40801081	Pivot, load, transverse lever
2.....	H626P	40801080	Pivot, fulcrum, transverse lever
1.....	H615P	40801076	Pivot, tip, transverse lever
1.....	H630	42035173	Bearing, tip, transverse lever
28.....	H618	42043862	Friction plates
14.....	H619	42035211	Friction plates
8.....	H633	40800890	Knurled pins
14.....	15301	20905682	Roll pins
10.....	H637	40801235	Knurled pins

### Consult Suggested list/53 lb shipping weight

\*Some scales use H647 in place of H601. Unless specified, we will shipping both H601 AND H647. Bearings not used may be returned for credit.

## Kit No. H-678-K

Suspension Kit For H-652-K

QTY	RL PN	EQUIV. HOWE #	DESCRIPTION
8.....	33649	42094659	Ball, 3 in (Dia) cast
4.....	H703	40802638	Ball plate
4.....	H716	40802656	Tee block assembly

### Consult Suggested list/530 lb shipping weight

HOWE®

# Truck Scale

## Kit No. H-653-K

50-Ton, 4-Section Truck Scale, Cast Straight Lever and Super Cast Main Lever Casting No. PC43720, PC55441 or 40802635, Models 5958, 5960, or 5964

Equiv. HOWE # 70810292

QTY	RL PN	EQUIV. HOWE #	DESCRIPTION
16.....	H602.....	42043855 .....	Bearing, load, main lever
16.....	H608.....	42044397 .....	Bearing, fulcrum, main lever
32.....	H611P .....	40801090 .....	Pivot, load and fulcrum, main lever
24.....	H617P .....	40801077 .....	Pivot, tip
2.....	H605.....	42043939 .....	Bearing, tip, shackles
24.....	H606.....	42043938 .....	Bearing, tip, shackles
10.....	H603.....	42043937 .....	Bearing, load, end and center extension
8.....	H609.....	42044398 .....	Bearing, fulcrum, end and center ext
18.....	H613P .....	40801092 .....	Pivot, load and fulcrum, extension levers
2.....	H604.....	42043940 .....	Bearing, load, transverse lever
2.....	H612P .....	40801081 .....	Pivot, load, transverse lever
3.....	H615P .....	40801076 .....	Pivot, tip, end extension and transverse lever
1.....	H630.....	42035173 .....	Bearing, tip, transverse lever
32.....	H618.....	42043862 .....	Friction plate
12.....	H619.....	42035211 .....	Friction plate
16.....	H632.....	40801166 .....	Knurled pin
16.....	H633.....	40800890 .....	Knurled pin
34.....	15301 .....	20905682 .....	Roll pin
64.....	15263 .....	20906224 .....	Roll pin
14.....	H637.....	40801235 .....	Knurled pin

**Consult** Suggested list/88 lb shipping weight

## Kit No. H-679-K

Suspension Kit For H-653-K

QTY	RL PN	EQUIV. HOWE #	DESCRIPTION
16.....	33649 .....	42094659 .....	Ball, 3 in (Dia) cast
8.....	H703.....	40802638 .....	Ball plate
8.....	H704.....	40802637 .....	Tee block

**Consult** Suggested list/890 lb shipping weight

*Additional parts are needed if the scale has an offset transverse lever or a load cell in the pit. See Pages 244-245 for add-on kits for your application.*

# Truck Scale

## Kit No. H-654-K

50-Ton, 5-Section Truck Scale, Cast Straight Lever and Super Cast Main Lever Casting No. PC43720, PC55441 or 40802635, Models 5970, 5974

Equiv. HOWE # 70816905

QTY	RL PN	EQUIV. HOWE #	DESCRIPTION
20	H602	42043855	Bearing, load, main lever
20	H608	42044397	Bearing, fulcrum, main lever
42	H611P	40801090	Pivot, load and fulcrum, main lever
32	H617P	40801077	Pivot, tip
4	H605	42043939	Bearing, tip, shackles
34	H606	42043938	Bearing, tip, shackles
14	H603	42043937	Bearing, load, end and center extension
10	H609	42044398	Bearing, fulcrum, end and center ext
22	H613P	40801092	Pivot, load and fulcrum, extension levers
2	H604	42043940	Bearing, load, transverse lever
2	H612P	40801081	Pivot, load, transverse lever
5	H615P	40801076	Pivot, tip, end extension and transverse lever
1	H630	42035173	Bearing, tip, transverse lever
40	H618	42043862	Friction plate
16	H619	42035211	Friction plate
20	H632	40801166	Knurled pin
20	H633	40800890	Knurled pin
38	15301	20905682	Roll pin
80	15263	20906224	Roll pin
16	H637	40801235	Knurled pin

**Consult** Suggested list/110 lb shipping weight

## Kit No. H-681-K

Suspension Kit For H-654-K

QTY	RL PN	EQUIV. HOWE #	DESCRIPTION
20	33649	42094659	Ball, 3 in (Dia) cast
10	H703	40802638	Ball plate
10	H704	40802637	Tee block

**Consult** Suggested list/1,111 lb shipping weight

*Additional parts are needed if the scale has an offset transverse lever or a load cell in the pit. See pages 244-245 for add-on kits for your application.*

HOWE®

# Truck Scale

## Kit No. H-655-K

60- and 80-Ton, 4-Section Truck Scale, Cast Straight Lever and Super Cast Main Lever Casting No. PC52703 or 40802655, Models 6958, 6960, 6964 and 8960

Equiv. HOWE # 70818312

QTY	RL PN	EQUIV. HOWE #	DESCRIPTION
32.....	H601*	42052705	Bearing, load and fulcrum, main lever
32.....	H610P	40801070	Pivot, load and fulcrum, main lever
24.....	H617P	40801077	Pivot, tip
24.....	H606	42043938	Bearing, tip, shackles
2.....	H605	42043939	Bearing, tip, shackles
10.....	H603	42043937	Bearing, load, end and middle extension lever
2.....	H604	42043940	Bearing, load, transverse lever
8.....	H609	42044398	Bearing, fulcrum, end and center extension
18.....	H613P	40801092	Pivot, load and fulcrum, extension levers
2.....	H612P	40801081	Pivot, load, transverse lever
3.....	H615P	40801076	Pivot, tip, end extension and transverse lever
1.....	H630	42035173	Bearing, tip, transverse lever
32.....	H618	42043862	Friction plate
12.....	H619	42035211	Friction plate
32.....	H633	40800890	Knurled pin
34.....	15301	20905682	Roll pin
64.....	15263	20906224	Roll pin
14.....	H637	40801235	Knurled pin

### Consult Suggested list/107 lb shipping weight

\*Some scales use H647 in place of H601. Unless specified, we will shipping both H601 AND H647.

Bearings not used may be returned for credit.

Scales with serial numbers lower than 74-01106 use H601.

Scales with serial numbers higher than 74-01106 use H647.

## Kit No. H-680-K

Suspension Kit For H-655-K

QTY	RL PN	EQUIV. HOWE #	DESCRIPTION
16.....	33649	42094659	Ball, 3 in (Dia) cast
8.....	H703	40802638	Ball plate
8.....	H716	40802656	Tee block assembly

### Consult Suggested list/1,057 lb shipping weight

Additional parts are needed if the scale has an offset transverse lever or a load cell in the pit. See Pages 246-247 for add-on kits for your application.

# Truck Scale

## Kit No. H-656-K

60- AND 80-Ton, 5-Section Truck Scale, Cast Straight Lever and Super Cast Main Lever Casting No. PC52703, or 40802655, Models 6970, 8970, and 8980

QTY	RL PN	EQUIV. HOWE #	DESCRIPTION
40.....	H601.....	42052705.....	Bearing, load and fulcrum, main lever
40.....	H610P.....	40801070.....	Pivot, load and fulcrum, main lever
32.....	H617P.....	40801077.....	Pivot, tips
32.....	H606.....	42043938.....	Bearing, tips
5.....	H615P.....	40801076.....	Pivot, tip, end extension and transverse lever
4.....	H605.....	42043939.....	Bearing, tip, end extension and even lever
22.....	H613P.....	40801092.....	Pivot, load and fulcrum, end and center extension
14.....	H603.....	42043937.....	Bearing, load, extension levers and f up pull
10.....	H609.....	42044398.....	Bearing, fulcrum, end and center extension
2.....	H604.....	42043940.....	Bearing, load, transverse lever
2.....	H612P.....	40801081.....	Pivot, load, transverse lever
1.....	H630.....	42035173.....	Bearing, tip, transverse lever
44.....	H618.....	42043862.....	Friction plate
18.....	H619.....	42035211.....	Friction plate
40.....	H633.....	40800890.....	Knurled pin
38.....	15301.....	20905682.....	Roll pin
80.....	15263.....	20906224.....	Roll pin
16.....	H637.....	40801235.....	Knurled pin

### Consult Suggested list/135 lb shipping weight

Bearings not used may be returned for credit.  
Scales with serial numbers lower than 74-01106 use H601.  
Scales with serial numbers higher than 74-01106 use H647.

## Kit No. H-682-K

Suspension Kit For H-656-K

QTY	RL PN	EQUIV. HOWE #	DESCRIPTION
20.....	33649.....	42094659.....	Ball, 3 in (Dia) cast
10.....	H703.....	40802638.....	Ball plate
10.....	H716.....	40802656.....	Tee block assembly

### Consult Suggested list/1,321 lb shipping weight

Additional parts are needed if the scale has an offset transverse lever or a load cell in the pit. See pages 246-247 for add-on kits for your application.

HOWE®

# Truck Scale

## Kit No. H-673-K

Durasteel Scale Kits, Steel Fabricated T-Levers 20- and 30--Ton, Pit Type, 2-Section

MODELS:	TON	SEC	LENGTH	MODELS:	TON	SEC	LENGTH
	S 20	2	8		S 30	2	10
	S 30	2	8		S 30	2	12
	S 20	2	10		S 30	2	14

QTY	RL PN	EQUIV. HOWE #	DESCRIPTION
8.....	H616p.....	40802085.....	Pivot, load
4.....	H620p.....	40805312.....	Pivot, center pipe assembly
3.....	H621p.....	40801126.....	Pivot, tip main and transverse
2.....	H622.....	42103282.....	Bearing, shackle assembly
3.....	H623.....	42103281.....	Bearing, shackle assembly
8.....	H624.....	40805916.....	Bearing, load and fulcrum
2.....	H625.....	40805922.....	Bearing, fulcrum stand
8.....	H693.....	42040429.....	Anti friction plate
8.....			Screw

**Consult** Suggested list/29 lb shipping weight

## Kit No. H-671-K

Suspension Kit For H-673-K

QTY	RL PN	EQUIV. HOWE #	DESCRIPTION
4.....	H711.....	42103228.....	Holder, bearing black
4.....	H712.....	42103227.....	Pin, top (saddle)
4.....	H713.....	42103226.....	Pin, bottom (trunnion)
8.....	H714L.....	62103221.....	Link

**Consult** Suggested list/139 lb shipping weight

## Kit No. H-663-K

Durasteel Scale Kits, Steel Fabricated T-Levers 50- and 60-Ton, Pit Type, 4-Section

MODELS:	TON	SEC	LENGTH	MODELS:	TON	SEC	LENGTH
	S 50	4	45		S 60	4	45
	S 50	4	50		S 60	4	50
	S 50	4	60		S 60	4	60

QTY	RL PN	EQUIV. HOWE #	DESCRIPTION
16.....	H616P.....	40802085.....	Pivot, load
8.....	H620P.....	40805312.....	Pivot, center pipe assembly
5.....	H621P.....	40801126.....	Pivot, tip main and transverse
4.....	H622.....	42103282.....	Bearing, shackle assembly
5.....	H623.....	42103281.....	Bearing, shackle assembly
16.....	H624.....	40805916.....	Bearing, load and fulcrum
4.....	H625.....	40805922.....	Bearing, fulcrum stand
10.....	H693.....	42040429.....	Anti friction plate
10.....			Screw

**Consult** Suggested list/58 lb shipping weight

# Truck Scale

## Kit No. H-672-K

Suspension Kit For H-663-K

QTY	RL PN	EQUIV. HOWE #	DESCRIPTION
8.....	H711.....	42103228.....	Holder, bearing black
8.....	H712.....	42103227.....	Pin, top (saddle)
8.....	H713.....	42103226.....	Pin, bottom (trunnion)
16.....	H714L.....	62103221.....	Link

**Consult** Suggested list/280 lb shipping weight

## Kit No. H-664-K

Durasteel Scale Kits, Steel Fabricated T-Levers 50- and 60-Ton, Pit Type, 5 Section

MODELS:	TON	SEC	LENGTH
S 50	5	70	
S 60	5	70	

QTY	RL PN	EQUIV. HOWE #	DESCRIPTION
20.....	H616P.....	40802085.....	Pivot, load
10.....	H620P.....	40805312.....	Pivot, center pipe assembly
6.....	H621P.....	40801126.....	Pivot, tip main and transverse
5.....	H622.....	42103282.....	Bearing, shackle assembly
6.....	H623.....	42103281.....	Bearing, shackle assembly
20.....	H624.....	40805916.....	Bearing, load and fulcrum
5.....	H625.....	40805922.....	Bearing, fulcrum stand
12.....	H693.....	42040429.....	Anti friction plate
12.....		10901952.....	Screw

**Consult** Suggested list/71 lb shipping weight

## Kit No. H-684-K

Suspension Kit For H-664-K

QTY	RL PN	EQUIV. HOWE #	DESCRIPTION
10.....	H711.....	42103228.....	Holder, bearing black
10.....	H712.....	42103227.....	Pin, top (saddle)
10.....	H713.....	42103226.....	Pin, bottom (trunnion)
20.....	H714L.....	62103221.....	Link

**Consult** Suggested list/346 lb shipping weight

HOWE®

# Truck Scale

## Kit No. H-659-K

Self-Contained Portable Vehicle Scale, 2-Section, 20 ft x 10 ft and 25 ft x 10 ft, Models 1320 and 1325

Equiv. HOWE # 70819732

QTY	RL PN	EQUIV. HOWE #	DESCRIPTION
10.....	H616P .....	40802085 .....	Pivot
3.....	H621P .....	40801126 .....	Pivot
3.....	H622.....	42103282 .....	Bearing
3.....	H623.....	42103281 .....	Bearing
8.....	H624.....	40805916 .....	Bearing
8.....	15263 .....	20906224 .....	Roll pin 1/4 in x 3/4 in
2.....	H645.....	42103716 .....	Bearing
6.....	H693.....	42040429 .....	Anti friction plates
6.....		10901952 .....	Screw

**Consult** Suggested list/31 lb shipping weight

## Kit No. H-660-K

Self-Contained Portable Vehicle Scale, 2-Section, 30 ft x 10 ft, Model 1330

Equiv. HOWE # 70819733

QTY	RL PN	EQUIV. HOWE #	DESCRIPTION
12.....	H616P .....	40802085 .....	Pivot
3.....	H621P .....	40801126 .....	Pivot
2.....	H622.....	42103282 .....	Bearing
3.....	H623.....	42103281 .....	Bearing
10.....	H624.....	40805916 .....	Bearing
10.....	15263 .....	20906224 .....	Roll pin 1/4 in x 3/4 in
6.....	H693.....	42040429 .....	Anti friction plates
6.....		10901952 .....	Screw

**Consult** Suggested list/35 lb shipping weight

## Kit No. H-671-K

Suspension Kit For H-659-K and H-660-K

QTY	RL PN	EQUIV. HOWE #	DESCRIPTION
4.....	H711.....	42103228 .....	Bearing block with pin
4.....	H712.....	42103227 .....	Pin, top (saddle)
4.....	H713.....	42103226 .....	Pin, bottom (trunnion)
8.....	H714L.....	62103221 .....	Link

**Consult** Suggested list/129 lb shipping weight



# Truck Scale

## Kit No. H-661-K

Self-Contained Portable Vehicle Scale, 4-Section, 40 ft x 10 ft and 50 ft x 10 ft, Models 2540 and 2550

QTY	RL PN	EQUIV. HOWE #	DESCRIPTION
24.....	H616P .....	40802085 .....	Pivot
5.....	H621P .....	40801126 .....	Pivot
4.....	H622.....	42103282 .....	Bearing
5.....	H623.....	42103281 .....	Bearing
16.....	H624.....	40805916 .....	Bearing
16.....	15263 .....	20906224 .....	Roll pin 1/4 in x 3/4 in
4.....	H645.....	42103716 .....	Bearing
10.....	H693.....	42040429 .....	Anti friction plate
10.....	.....	10901952 .....	Screw

**Consult** Suggested list/64 lb shipping weight

## Kit No. H-662-K

Self-Contained Portable Vehicle Scale, 4-Section, 60 ft x 10 ft, Model 2560 and PV 2660

QTY	RL PN	EQUIV. HOWE #	DESCRIPTION
24.....	H616P .....	40802085 .....	Pivot
5.....	H621P .....	40801126 .....	Pivot
4.....	H622.....	42103282 .....	Bearing
5.....	H623.....	42103281 .....	Bearing
24.....	H624.....	40805916 .....	Bearing
20.....	15263 .....	20906224 .....	Roll pin 1/4 in x 3/4 in
10.....	H693.....	42040429 .....	Anti friction plate
10.....	.....	10901952 .....	Screw

**Consult** Suggested list/73 lb shipping weight

## Kit No. H-672-K

Suspension Kit For H-661-K, H-662-K and H-663-K

QTY	RL PN	EQUIV. HOWE #	DESCRIPTION
8.....	H711.....	42103228 .....	Bearing block with pin
8.....	H712.....	42103227 .....	Pin, top (saddle)
8.....	H713.....	42103226 .....	Pin, bottom (trunnion)
16.....	H714L.....	62103221 .....	Link

**Consult** Suggested list/258 lb shipping weight

HOWE®

# Truck Scale

## Kit No. H-675-K

Howe Durasteel Light Truck and Livestock Scales, Models 2811-2817, 1270 and 350

QTY	RL PN	EQUIV. HOWE #	DESCRIPTION
2	H616P	40802085	Pivot, 1/2 in x 1 1/8 in x 6 1/2 in, square both ends
1	H624	40805916	Bearing, 1 in x 1 in x 6 1/2 in, 1/4 in hole bottom
10	15263	20906224	Roll pin, 1/4 in x 3/4 in
8	H644	42102471	Ball, 2 3/8 in (Dia) cast
8	H655P	40803860	Pivot, 1/2 in x 1 1/8 in x 4 in, square both ends
4	H690	40816580	Bearing, 1/2 in x 1/2 in x 4 in
4	H691	40803894	Bearing, 1 in x 1 in x 4 in
2	H692P	40800899	Pivot, 1/2 in x 1 1/8 in x 1 3/16 in, tapered ends
1	H694P	40804124	Pivot, 37/64 in x 49/64 in x 2 1/2 in
2	H695	42111183	Bearing, 1/2 in x 1 1/8 in x 1 1/4 in
2	H696	42111184	Bearing, 1/2 in x 1 1/8 in x 1 1/4 in
5	15256	10902998	Roll pin, 3/16 in x 1 1/2 in

**Consult** Suggested list/31 lb shipping weight

## Kit No. H-686-K

Add-On Kit, Load Cell In The Pit, 50- and 60-Ton, 4-Section

QTY	RL PN	EQUIV. HOWE #	DESCRIPTION
4	H604	42043940	Bearing
2	H609	42044398	Bearing
1	H623	42103281	Bearing
2	H612P	40801081	Pivot
4	H626P	40801080	Pivot
1	H621P	40801126	Pivot
2	H637	40801235	Knurled pin

**Consult** Suggested list/5 lb shipping weight

## Kit No. H-687-K

Add-On Kit, Load Cell In the Pit, 50- and 60-Ton, 5-Section

QTY	RL PN	EQUIV. HOWE #	DESCRIPTION
4	H604	42043940	Bearing
2	H609	42044398	Bearing
4	H612P	40801081	Pivot
2	H613P	40801092	Pivot
4	H618	42043862	Friction plate
1	H621P	40801126	Pivot
2	H623	42103281	Bearing
4	H626P	40801080	Pivot
8	15263	20906224	Roll pin
4	15301	20905682	Roll pin
2	H637	40801235	Knurled pin

**Consult** Suggested list/10 lb shipping weight

# Truck Scale

## Kit No. H-688-K

Add-On Kit, Offset Transverse Lever, 50- and 60-Ton, 4-Section

QTY	RL PN	EQUIV. HOWE #	DESCRIPTION
2.....	H613P .....	40801092 .....	Pivot
4.....	H617P .....	40801077 .....	Pivot
2.....	H603.....	42043937 .....	Bearing
4.....	H606.....	42043938 .....	Bearing

**Consult** Suggested list/3 lb shipping weight

## Kit No. H-689-K

Add-On Kit, Offset Transverse Lever, 80-Ton

QTY	RL PN	EQUIV. HOWE #	DESCRIPTION
2.....	H606.....	42043938 .....	Bearing
2.....	H608.....	42044397 .....	Bearing
2.....	H611P .....	40801090 .....	Pivot
2.....	H613P .....	40801092 .....	Pivot
2.....	H615P .....	40801076 .....	Pivot
2.....	H617P .....	40801077 .....	Pivot

**Consult** Suggested list/4 lb shipping weight

# Railroad Track Scale

## Kit No. H-1203-SRK

Suspension Kit for H-1203-RK

QTY	RL PN	EQUIV. HOWE #	SIZE	DESCRIPTION
8.....	H2503RR.....	42117581 .....	3 x 3 1/4 in (Dia) x 12 1/8 in	Pin lower
8.....	H2504RR.....	6211785 .....	2 in x 10 in x 21 7/8 in.....	Saddle block
16.....	H2505RRL.....	62117580 .....	1 in x 10 1/4 in x 21 7/8 in	Link

**Consult** Suggested list/1,761 lb shipping weight

## Kit No. H-1204-RK

Howe 200-Ton, 4-Section, Type 7 - 20 - 100, Cast Straight Lever System, Main Lever Casting #14205, 14205S and 60808935

QTY	RL PN	EQUIV. HOWE #	SIZE	DESCRIPTION
8.....	H2101RRP.....	.....	1 in x 1 3/4 in x 5 in.....	Pivot, main lever tip
16.....	H2105RRP.....	40808259.....	1 in x 2 in x 8 in.....	Pivot, main lever fulcrum
8.....	H2107RRP.....	40808260.....	1 1/4 in x 2 1/4 in x 20 in ..	Pivot, main lever load
8.....	H2311RR.....	40810277.....	1 in x 1 15/16 in x 5 3/16 in	Bearing, main lever tip
16.....	H2300RR.....	44019193.....	2 in x 2 1/2 in x 7 1/2 in ...	Bearing, main lever fulcrum
8.....	H2313RR.....	40808238.....	1 in x 1 1/4 in x 20 1/4 in ..	Bearing, main lever load
4.....	H2102RRP.....	.....	1 in x 2 in x 5 in 1/2 in.....	Pivot, end extension lever load
4.....	H2103RRP.....	.....	1 in x 2 in x 5 in 1/2 in.....	Pivot, end extension lever load
4.....	H2302RR.....	.....	2 in x 2 1/4 in x 4 1/2 in ....	Bearing, end extension lever fulcrum
2.....	H2309RR.....	.....	1 1/4 in x 2 in x 3 in.....	Bearing, end extension lever tip
4.....	H2310RR.....	.....	1 in x 2 in x 4 1/4 in.....	Bearing, end extension lever load
4.....	H2103RRP.....	.....	1 in x 2 in x 5 1/2 in.....	Pivot, center extension lever load
4.....	H2103RRP.....	.....	1 in x 2 in x 5 1/2 in.....	Pivot, center extension lever load
4.....	H2303RR.....	.....	2 in x 2 3/16 in x 5 in.....	Bearing, center extension lever fulcrum
4.....	H2309RR.....	.....	1 1/4 in x 2 in x 3 in.....	Bearing, center extension lever tip
4.....	H2310RR.....	.....	2 in x 1 15/16 in x 4 1/2 in	Bearing, center extension lever load
2.....	H2108RRP.....	42128770.....	1 in x 2 in x 4 1/2 in.....	Pivot, transverse lever fulcrum
1.....	H2113RRP.....	40808238.....	3/4 in x 1 1/2 in x 3 1/2 in .	Pivot, transverse lever nose iron
1.....	H2116RRP.....	40808230.....	1 in x 2 in x 9 in.....	Pivot, transverse lever load
1.....	H2304RR.....	.....	1 1/2 in x 1 3/4 in x 9 3/16 in	Bearing, transverse lever load
2.....	H2305RR.....	43019339.....	1 1/2 in x 1 5/8 in x 4 in ....	Bearing, transverse lever fulcrum
1.....	H2307RR.....	40820611.....	1 1/4 in x 1 3/4 in x 3 5/8 in	Bearing, transverse lever nose iron

**Consult** Suggested list/562 lb shipping weight

## Kit No. H-1203-RK

Howe Railroad Track Scale, 4-Section, 205-Ton, Durasteel Fabricated Lever System, 20 in Pivots

QTY	RL PN	EQUIV. HOWE #	SIZE	DESCRIPTION
32.....	H2125RRP.....	60816859.....	3/4 in x 1 1/2 in x 10 in.....	Pivot, main lever load and fulcrum
4.....	H2126RRP.....	40809026.....	1/2 in x 1 1/8 in x 3 7/8 in.....	Pivot, main lever tip
8.....	H2127RRP.....	40808408.....	1/2 in x 1 1/8 in x 5 1/4 in.....	Pivot, torque tube load and fulcrum
1.....	H621P.....	40801126.....	1/2 in x 1 1/8 in x 2 1/4 in.....	Pivot, torque tube tip
32.....	H2325RR.....	60807024.....	1 in x 1 in x 10 in .....	Bearing, main lever load and fulcrum
4.....	H2329RR.....	42117596.....	1 1/2 in x 1 3/4 in x 4 in.....	Bearing, main lever tip
4.....	H2328RR.....	42114956.....	1 1/2 in x 1 3/4 in x 4 1/2 in..	Bearing, torque tube load
4.....	H2322RR.....	k103229.....	1 in x 1 in x 5 in .....	Bearing, torque tube fulcrum
1.....	H623.....	42103281.....	5/8 in x 1 1/4 in x 2 3/8 in.....	Bearing, torque tube tip
10.....	H693.....	42040429.....	1 1/4 in (Dia) .....	Friction plate

**Consult** Suggested list/215 lb shipping weight

# Railroad Track Scale

## Kit No. H-1150-RK

Howe Railroad Track Scale, 4-Section, 150-Ton, Type 7 - 12 1/2 - 75  
Cast Straight Lever System, Main Lever Casting #14691, 4081390

QTY	RL PN	EQUIV. HOWE #	SIZE	DESCRIPTION
8.....	H2100RRP	40805933	1 in x 1 3/4 in x 3 1/2 in	Pivot, main lever tip
16.....	H2103RRP		1 in x 2 in x 5 1/2 in	Pivot, main lever fulcrum
8.....	H2106RRP		1 in x 2 in x 12 1/2 in	Pivot, main lever fulcrum
8.....	H2108RRP		1 in x 2 in x 4 1/2 in	Pivot, center ext lever
4.....	H2122RRP		1 in x 2 in x 6 in	Pivot, end extension fulcrum
7.....	H2113RRP	40808238	3/4 in x 1 1/2 in x 3 1/2 in	Pivot, end and center extension tip
8.....	H2103RRP		1 in x 2 in x 5 1/2 in	Pivot, center ext. Load and fulcrum
1.....	H2123RRP		3/4 in x 2 in x 6 in	Pivot
16.....	H2301RRR	40820608	2 in x 2 1/2 in x 5 in	Bearing, main lever fulcrum
4.....	H2303RRR	42061650	2 in x 2 3/16 in x 5 in	Bearing
8.....	H2306RRR	40814207	1 1/2 in x 1 3/4 in x 3 9/16 in	Bearing
8.....	H2308RRR	42128770	1 1/2 in x 1 3/4 in x 3 9/16 in	Bearing
8.....	H2309RRR		1 1/4 in x 2 in x 3 in	Bearing
8.....	H2312RRR	40810276	1 in x 1 1/2 in x 12 5/8 in	Bearing, main lever load
9.....	H2307RRR	40820611	1 1/2 in x 1 3/4 in x 3 5/8 in	Bearing
4.....	H2302RRR		2 in x 2 3/16 in x 5 1/16 in	Bearing
1.....	H2317RRR	42114518	1 1/2 in x 1 3/4 in x 6 in	Bearing, transverse lever load
2.....	H2305RRR	43019339	1 1/2 in x 1 5/8 in x 4 in	Bearing, trans. Lever load fulcrum

**Consult** Suggested list/402 lb shipping weight

## Kit No. H-1202-RK

Howe Railroad Track Scale, 4-Section, 200-Ton, Durasteel Fabricated Lever System, 25 in Pivots

QTY	RL PN	EQUIV. HOWE #	SIZE	DESCRIPTION
32.....	H2117RRP		3/4 in x 1 1/2 in x 12 3/8 in	Pivot
4.....	H2112RRP	40810276	3/4 in x 1 1/2 in x 5 in	Pivot
24.....	H2111RRP	40810277	3/4 in x 1 1/2 in x 6 1/2 in	Pivot
2.....	H611P	40801090	1/2 in x 1 1/8 in x 2 3/4 in	Pivot
1.....	H621P	40801126	1/2 in x 1 1/8 in x 2 1/4 in	Pivot
32.....	H2319RRR	40816724	1 in x 1 1/4 in x 12 3/8 in	Bearing
6.....	H2318RRR	40816725	1 in x 1 1/4 in x 6 1/2 in	Bearing
4.....	H2317RRR	4k114518	1 1/2 in x 1 3/4 in x 6 in	Bearing
4.....	H2316RRR	4k114517	1 1/2 in x 1 3/4 in x 5 1/8 in	Bearing
2.....	H2320RRR	41039539	1 in x 1 7/16 in x 2 3/8 in	Bearing
1.....	H622	42103282	5/8 in x 1 1/4 in x 2 3/8 in	Bearing
1.....	H623	42103281	5/8 in x 1 1/4 in x 2 3/8 in	Bearing, torque tube tip
6.....	H634	20906224	1/4 in (Dia) x 3/4 in	Roll pin
32.....	H674	20906148	3/8 in (Dia) x 1 1/2 in	Roll pin
10.....	H693	42040429	1 1/4 in (Dia)	Friction plate

**Consult** Suggested list/357 lb shipping weight

## Kit No. H-1202-SRK

Suspension Kit for H-1202-RK

QTY	RL PN	EQUIV. HOWE #	SIZE	DESCRIPTION
16.....	H2500RRR	K114407	1 1/4 in x 10 1/2 in x 25 in	Link
8.....	H2501RRR	62121944	2 in x 12 in x 25 in	Upper block with pin
8.....	H2502RRR	K114397	4 in (Dia) x 12 1/2 in	Lower pin

**Consult** Suggested list/2405 lb shipping weight

