

RoughDeck® Rough-n-Ready System

Floor Scale and 381 Indicator Package



Shown with optional floor stand for indicator

Approvals



Measurement Canada Approved



FLOOR SCALES

Part Number/Price

Part#	Floor Scale Capacity	Indicator	Est. Weight	Price
† 4 ft × 4 ft × 3.5 in RoughDeck (NTEP Certified) 381 Indicator with AA battery and 12V power adaptor				
219279	5,000 lb	381	405 lb	Consult
219280	10,000 lb	381	405 lb	Consult
† 4 ft × 4 ft × 3.5 in RoughDeck (Canadian Weights and Measures Approved) 381 Indicator with AA battery and 12V power adaptor				
219281	2,500 kg	381	405 lb	Consult
219282	5,000 kg	381	405 lb	Consult
† 4 ft × 4 ft × 3.5 in RoughDeck (NTEP Certified) 381 Indicator with NiMH battery and charger				
219283	5,000 lb	381	405 lb	Consult
219284	10,000 lb	381	405 lb	Consult
† 4 ft × 4 ft × 3.5 in RoughDeck (Canadian Weights and Measures Approved) 381 Indicator with NiMH battery and charger				
219285	2,500 kg	381	405 lb	Consult
219286	5,000 kg	381	405 lb	Consult

† US plug (NA) - Type A

Options/Accessories

Part#	Description	Price
Consult	Access ramps available	See catalog page 400
Consult	Pit frames available	See catalog page 403
Consult	Bumper guards available	See catalog page 406 through catalog page 408
Consult	Portability frames available	See catalog page 409 through catalog page 414
18777	Floor anchor plates, mild steel (set of 2)	Consult
19352	Floor stand for indicator, 36.3 in high, mild steel	Consult
126384	Floor stand for indicator, 48 in high, mild steel	Consult

Standard Features

- Package includes: RoughDeck HP 4 ft × 4 ft × 3.5 in floor scale, 20 ft of hostile environment load cell cable, quick disconnect and 381 indicator
- Package is factory-calibrated for 5,000 divisions

Scale

- Heavy-duty design with structural steel under support
- Four NTEP certified alloy steel shear beam load cells
- Side-access JB4SS TuffSeal® junction box

Indicator

- LCD display
- Communication ports
- ABS enclosure
- Battery powered

RoughDeck Specifications

End Load Capacity:

- 100% full scale at 5,000 lb
- 80% full scale at 10,000 lb

Cable Length:

- 20 ft (6.1 m) for connecting junction box to indicator

Threaded Eyebolt:

- Hole (1/2-20 NF) located in center of deck for easy lifting

Warranty (limited):

- Weldment: five-years
- Load cells: two-years
- All other components: One-year

Approvals:

- NTEP 92-001, Class III 5,000 d
- Measurement Canada AM-4827, Class III 5,000 d

381 Specifications

Power:

- Battery: AA or Nickel Metal Hydride (NiMH) 381-2D-AA
- Adapter: 115/230 VAC to 12 VDC 381-2D-NiMH
- Charger: 115/230 VAC

Battery Life:

- AA: 16 hours with 4 × 350 ohm load cells, low backlight
- NiMH: 19 hours with 4 × 350 ohm load cells, low backlight

Communication Ports:

- One full-duplex RS-232
- One USB 2.0

Display:

- Six 1 in (25 mm) tall, LCD digits

Annunciators:

- g, lb, t, tn, kg, oz, battery level, PT, LT, gross, zero, unstable, net

Keys/Buttons:

- 5 tactile buttons

Rating/Material:

- AA Battery: IP54, ABS
- NiMH Battery: IP66, ABS

Approvals:

- NTEP 21-051
- Measurement Canada AM-6184

RoughDeck® Rough-n-Ready System

Floor Scale and 380 Indicator Package



Shown with optional floor stand for indicator

Approvals



Measurement
Canada
Approved



Part Number/Price

Part#	Floor Scale Capacity	Indicator	Est. Weight	Price
† 4 ft × 4 ft × 3.5 in RoughDeck (NTEP Certified) Indicator Package with Tilt Stand				
208558	5,000 lb	380	405 lb	Consult
208585	10,000 lb	380	405 lb	Consult
† 4 ft × 4 ft × 3.5 in RoughDeck (Canadian Weights and Measures Approved) Indicator Package with Tilt Stand				
208582	2,500 kg	380	405 lb	Consult
208586	5,000 kg	380	405 lb	Consult

† US plug (NA) - Type A

Options/Accessories

Part#	Description	Price
206433	External AC adapter for 380 indicator	Consult
Consult	Access ramps available	See catalog page 400
Consult	Pit frames available	See catalog page 403
Consult	Bumper guards available	See catalog page 406 through catalog page 408
Consult	Portability frames available	See catalog page 409 through catalog page 414
18777	Floor anchor plates, mild steel (set of 2)	Consult
19352	Floor stand for indicator, 36.3 in high, mild steel	Consult
126384	Floor stand for indicator, 48 in high, mild steel	Consult

Standard Features

- Package includes: RoughDeck HP 4 ft × 4 ft × 3.5 in floor scale, 20 ft of hostile environment load cell cable, quick disconnect and 380 indicator
- Package is factory-calibrated for 5,000 divisions

Scale

- Heavy-duty design with structural steel under support
- Four NTEP certified alloy steel shear beam load cells
- Side-access JB4SS TuffSeal® junction box

Indicator

- LCD display
- Communication ports
- Stainless steel enclosure

RoughDeck Specifications

End Load Capacity:

- 100% full scale at 5,000 lb
- 80% full scale at 10,000 lb

Cable Length:

- 20 ft (6.1 m) for connecting junction box to indicator

Threaded Eyebolt:

- Hole (1/2-20 NF) located in center of deck for easy lifting

Warranty (limited):

- Weldment: Five-years
- Load cells: Two-years
- All other components: One-year

Approvals:

- NTEP 92-001, Class III 5,000 d
- Measurement Canada AM-4827, Class III 5,000 d

380 Specifications

Power:

- Batteries: Four alkaline C-cell (not included)
- Optional: 115/230 VAC to 12 VDC adapter

Battery Life:

- 45 hours, continuous use on alkaline batteries with four 350 ohm load cells, low backlight

Communication Ports:

- One full-duplex RS-232
- One USB 2.0

Display:

- Six 1 in (25 mm) tall, LCD digits

Annunciators:

- g, lb, t, tn, kg, oz, battery level, PT, LT, gross, zero, unstable, net

Keys/Buttons:

- 5 tactile buttons

Rating/Material:

- Enclosure: IP66, 304 stainless steel


Approvals:

- NTEP 21-051
- Measurement Canada AM-6184
- CE Marked
- cULus Listed

FLOOR SCALES

RoughDeck® Rough-n-Ready System

Floor Scale and 480/480 Plus Indicator Package



FLOOR SCALES

Approvals



Measurement Canada Approved



Part Number/Price

Part#	Floor Scale Capacity	Indicator	Est. Weight	Price
† 115 VAC - 4 ft × 4 ft × 3.5 in RoughDeck (NTEP Certified) Indicator Package with Tilt Stand				
155666	5,000 lb	480	405 lb	Consult
168140	5,000 lb	480 Plus	405 lb	Consult
155667	10,000 lb	480	405 lb	Consult
168141	10,000 lb	480 Plus	405 lb	Consult
†† 230 VAC - 4 ft × 4 ft × 3.5 in RoughDeck (NTEP Certified) Indicator Package with Tilt Stand				
155962	5,000 lb	480	405 lb	Consult
168142	5,000 lb	480 Plus	405 lb	Consult
155963	10,000 lb	480	405 lb	Consult
168143	10,000 lb	480 Plus	405 lb	Consult
† 115 VAC 4 ft × 4 ft × 3.5 in RoughDeck (Canadian Weights and Measures Approved) Indicator Package with Tilt Stand				
155668	2,500 kg	480	405 lb	Consult
168144	2,500 kg	480 Plus	405 lb	Consult
155669	5,000 kg	480	405 lb	Consult
168145	5,000 kg	480 Plus	405 lb	Consult



†† CEE 7/7 plug



† NEMA 5-15 plug

Options/Accessories

Part#	Description	Price
Consult	Access ramps available	See catalog page 400
Consult	Pit frames available	See catalog page 403
Consult	Bumper guards available	See catalog page 406 through catalog page 408
Consult	Portability frames available	See catalog page 409 through catalog page 414
18777	Floor anchor plates, mild steel (set of 2)	Consult
19352	Floor stand for indicator, 36.3 in high, mild steel	Consult
126384	Floor stand for indicator, 48 in high, mild steel	Consult

Standard Features

- Package includes: RoughDeck HP 4 ft × 4 ft × 3.5 in floor scale, 20 ft of hostile environment load cell cable, quick disconnect and 480/480 Plus indicator
- Package is factory-calibrated for 5,000 divisions

Scale

- Heavy-duty design with structural steel under support
- Four NTEP certified alloy steel shear beam load cells
- Side-access JB4SS TuffSeal® junction box

Indicator

- LED display
- Time and date battery backed
- Numeric keypad (480 Plus only)
- Communication ports

RoughDeck Specifications

End Load Capacity:

- 100% full scale at 5,000 lb
- 80% full scale at 10,000 lb

Cable Length:

- 20 ft (6.1 m) for connecting junction box to indicator

Threaded Eyebolt:

- Hole (1/2-20 NF) located in center of deck for easy lifting

Warranty (limited):

- Weldment: Five-year
- Load cells: Two-year
- All other components: One-year

Approvals:

- NTEP CC 92-001, Class III 5,000 d
- Measurement Canada AM-4827, Class III 5,000 d

480/480 Plus Specifications

Communication Ports:

- Com 1: RS-232 full duplex
- Com 2: RS-232 full duplex or 20 mA simplex, continuous
- Both ports 1200, 2400, 4800, 9600, 19200, 38400 baud seven or eight data bits, even, odd or no parity

Display:

- LED display 0.8 in (20 mm), six-digit, seven-segment

Annunciators:

- Gross, net, center of zero, standstill, lb, kg, tare, preset tare

Keys/Buttons:

- Flat membrane panel, embossed keys, tactile feel

Rating/Material:



- NEMA Type 4X/IP66
- Stainless steel

Approvals:

- NTEP 12-123
- Measurement Canada AM-5892C
- CE Marked
- cULus Listed

RoughDeck® Rough-n-Ready System

Floor Scale and 482/482 Plus Indicator Package



Approvals



Measurement
Canada
Approved



Part Number/Price

Part#	Floor Scale Capacity	Indicator	Est. Weight	Price
† 115 VAC - 4 ft × 4 ft × 3.5 in RoughDeck (NTEP Certified) Indicator Package with Tilt Stand				
168146	5,000 lb	482	405 lb	Consult
168152	5,000 lb	482 Plus	405 lb	Consult
168147	10,000 lb	482	405 lb	Consult
168153	10,000 lb	482 Plus	405 lb	Consult
†† 230 VAC - 4 ft × 4 ft × 3.5 in RoughDeck (NTEP Certified) Indicator Package with Tilt Stand				
168148	5,000 lb	482	405 lb	Consult
168154	5,000 lb	482 Plus	405 lb	Consult
168149	10,000 lb	482	405 lb	Consult
168155	10,000 lb	482 Plus	405 lb	Consult
† 115 VAC 4 ft × 4 ft × 3.5 in RoughDeck (Canadian Weights and Measures Approved) Indicator Package with Tilt Stand				
168150	2,500 kg	482	405 lb	Consult
168156	2,500 kg	482 Plus	405 lb	Consult
168151	5,000 kg	482	405 lb	Consult
168157	5,000 kg	482 Plus	405 lb	Consult



†† CEE 7/7 plug



† NEMA 5-15 plug

Options/Accessories

Part#	Description	Price
Consult	Access ramps available	See catalog page 400
Consult	Pit frames available	See catalog page 403
Consult	Bumper guards available	See catalog page 406 through catalog page 408
Consult	Portability frames available	See catalog page 409 through catalog page 414
18777	Floor anchor plates, mild steel (set of 2)	Consult
19352	Floor stand for indicator, 36.3 in high, mild steel	Consult
126384	Floor stand for indicator, 48 in high, mild steel	Consult

Standard Features

- Package includes: RoughDeck HP 4 ft × 4 ft × 3.5 in floor scale, 20 ft of hostile environment load cell cable, quick disconnect and 482/482 Plus indicator
- Package is factory-calibrated for 5,000 divisions

Scale

- Heavy-duty design with structural steel under support
- Four NTEP certified alloy steel shear beam load cells
- Side-access JB4SS TuffSeal® junction box

Indicator

- LED display
- Time and date battery backed
- Numeric keypad (482 Plus only)
- Communication ports

RoughDeck Specifications

End Load Capacity:

- 100% full scale at 5,000 lb
- 80% full scale at 10,000 lb

Cable Length:

- 20 ft (6.1 m) for connecting junction box to indicator

Threaded Eyebolt:

- Hole (1/2-20 NF) located in center of deck for easy lifting

Warranty (limited):

- Weldment: Five-year
- Load cells: Two-year
- All other components: One-year

Approvals:

- NTEP CC 92-001, Class III 5,000 d
- Measurement Canada AM-4827, Class III 5,000 d

482/482 Plus Specifications

Communication Ports:

- Com 1: RS-232 full duplex
- Com 2: RS-232 full duplex or 20 mA simplex, continuous
- Both ports 1200, 2400, 4800, 9600, 19200, 38400 baud seven or eight data bits, even, odd or no parity

Display:

- LCD backlit display, transmissive/transflective
- 0.8 in (20 mm), six-digit, seven-segment

Annunciators:

- Gross, net, center of zero, standstill, lb, kg, tare, preset tare

Keys/Buttons:

- Flat membrane panel, embossed keys, tactile feel

Rating/Material:

- NEMA Type 4X/IP66
- Stainless steel

Approvals:

- NTEP 12-123
- Measurement Canada AM-5892C
- CE Marked
- cULus Listed

FLOOR SCALES

RoughDeck® Rough-n-Ready System

Floor Scale and 680 Indicator Package



Shown with optional floor stand for indicator

Approvals



Measurement Canada Approved



FLOOR SCALES

Part Number/Price

Part#	Floor Scale Capacity	Indicator	Est. Weight	Price
† 115 VAC - 4 ft × 4 ft × 3.5 in RoughDeck (NTEP Certified) Indicator Package with Tilt Stand				
196661	5,000 lb	680	405 lb	Consult
196662	10,000 lb	680	405 lb	Consult
†† 230 VAC - 4 ft × 4 ft × 3.5 in RoughDeck (NTEP Certified) Indicator Package with Tilt Stand				
196663	5,000 lb	680	405 lb	Consult
196664	10,000 lb	680	405 lb	Consult
† 115 VAC 4 ft × 4 ft × 3.5 in RoughDeck (Canadian Weights and Measures Approved) Indicator Package with Tilt Stand				
196665	2,500 kg	680	405 lb	Consult
196666	5,000 kg	680	405 lb	Consult



†† CEE 7/7 plug



† NEMA 5-15 plug

Options/Accessories

Part#	Description	Price
Consult	Access ramps available	See catalog page 400
Consult	Pit frames available	See catalog page 403
Consult	Bumper guards available	See catalog page 406 through catalog page 408
Consult	Portability frames available	See catalog page 409 through catalog page 414
18777	Floor anchor plates, mild steel (set of 2)	Consult
19352	Floor stand for indicator, 36.3 in high, mild steel	Consult
126384	Floor stand for indicator, 48 in high, mild steel	Consult

Standard Features

- Package includes: RoughDeck HP 4 ft × 4 ft × 3.5 in floor scale, 20 ft of hostile environment load cell cable, quick disconnect and 680 indicator
- Package factory-calibrated for 5,000 divisions

Scale

- Heavy-duty design with structural steel under support
- Four NTEP certified alloy steel shear beam load cells
- Side-access JB4SS TuffSeal® junction box

Indicator

- Bright seven-digit, seven-segment LED display
- Battery backed time and date
- Full numeric keypad
- Communication ports

RoughDeck Specifications

End Load Capacity:

- 100% full scale at 5,000 lb
- 80% full scale at 10,000 lb

Cable Length:

- 20 ft (6.1 m) for connecting junction box to indicator

Threaded Eyebolt:

- Hole (1/2-20 NF) located in center of deck for easy lifting

Warranty (limited):

- Weldment: Five-year
- Load cells: Two-year
- All other components: One-year

Approvals:

- NTEP 92-001, Class III 5,000 d
- Measurement Canada AM-4827, Class III 5,000 d

680 Specifications

Communication Ports:

- Two full-duplex RS-232
- RS-485/422 (five-wire)
- Micro USB (device)
- Ethernet TCP/IP (10/100)

Display:

- Seven 0.8 in tall, seven-segment digits

Annunciators:

- Eight LED annunciators

Keys/Buttons:

- Flat membrane panel, tactile feel (18 buttons plus on/off)

Rating/Material:

- IP69K (IP66 with RJ45)
- AISI 304 stainless Steel

Approvals:

- NTEP 19-021
- Measurement Canada AM-612C
- OIML
- cULus Listed
- CE Marked