

920i® User Programs



Standard Features

- Pre-programmed software to carry out specific weighing functions
- Utilize Rice Lake's iRite™ programming language
- For use with all Rice Lake 920i models (hardware requirements may apply)
- Available pre-installed with purchase of new equipment, or via iRev™ for installation on existing 920i models
- Fully customizable

INDICATORS /
CONTROLLERS

Part Number/Price

Part #	Description	Price
153146	Short axle weighing program	Consult
SZ99999	Truck in/out with report	Consult
77297	Truck in/out with products/customers/trucks and reports	Consult
156886	Grain program with shrink calculation	Consult
156959	Dual kiosk truck in/out single scale	Consult

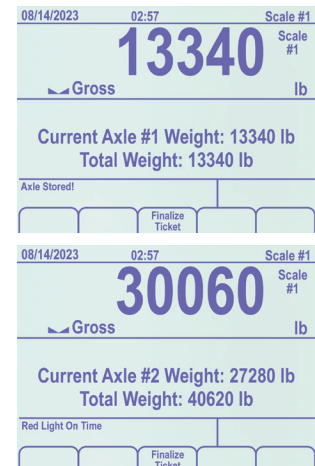
Short Axle Weighing Program

PN 153146:

920i custom program will interface to a short axle scale and direct each axle across the scale using traffic lights.

Suggested Hardware:

- PN 67527 920 single channel A/D
- PN 23113 Epson TM-U295 ticket printer
- PN 101923 FRP box with 4 channel relay rack, for traffic light control
- PN 23146 Traffic light kit
- PN 15971 AC output relays for above (2 needed)
- PN 103181 LaserLight remote display (optional)
- PN 167093 LaserLight 2 remote display (optional)



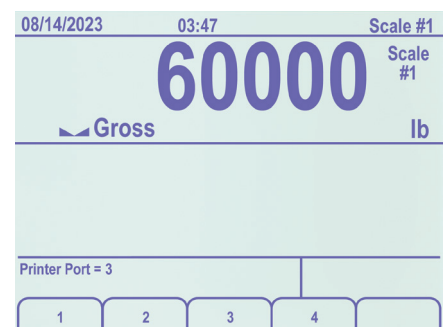
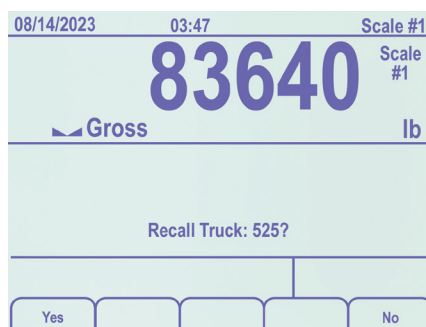
Grain Program with Shrink Calculator

PN 156886:

This custom application for the 920i supports weighing trucks of grain. Up to 200 grain types, associated divisors and accumulator can be stored. Up to 500 accounts and 1,000 trucks can be stored.

Suggested Hardware:

- PN 67527 920 single channel A/D
- PN 67600 1M memory card
- PN 23113 Epson TM-U295 ticket printer
- PN 93359 PS2 keyboard



Truck In/Out with Products/ Customers/Trucks and Reports



PN 77297:

This program supports truck in/out weighing program for manual truck transactions using Rice Lake Weighing Systems' 920i digital weight indicator. Stored IDs allow you to keep a database of truck IDs, customer, product, project information and weigh-in weights in the indicator's memory. Parameters are accessed by simply scrolling through the Supervisor main menu using the down arrow on the 920i. The 920i can automatically store up to 100 truck IDs and tare weights, 950 customers, 1,000 products and 1,000 projects.

Suggested Hardware:

- PN 67527 920 single channel A/D
- PN 67600 1MB memory card
- PN 23113 Epson TM-U295 ticket printer
- PN 93359 PS/2 keyboard

08/14/2023		15:60	Scale #1
1	ID	058	
2	Name	Omni	
3	Address 1	230 W. Coleman St.	
4	Address 2	Rice Lake, WI	
5	Address 3	54868 USA	
6	Phone	800-472-6703	
7	Accum	23490020.00	
8			

Customer Found

Exit to Weigh Clear Total Save Delete Record Menu/Cancel

08/14/2023		15:45	Scale #1
PT		00 Gross lb	
Truck	058		
Customer	1	Omni	
Product	45	Gravel 45	
Project	30	Project 30	
Gross		Tare	Net
		5000	

Canel Customer Product Project Complete

08/14/2023		15:49	Scale #1
		1220 Gross lb	
Truck	058		
Customer	1	Omni	
Product	45	Gravel 45	
Project	30	Project 30	
Gross		Tare	Net
10000		5000	8780

Canel Customer Product Project Complete

08/14/2023		15:40	Scale #1
- 0 -		00 Gross lb	
Truck			
Customer			
Product			
Project			
Gross		Tare	Net

RLWS 920i PN_77297 V 1.01.01

Weigh Weigh In Weigh Out Scale Select Supervisor Mode

INDICATORS / CONTROLLERS

Dual Kiosk Truck In/Out Single Scale



PN 156959:

System consists of a bidirectional single platform truck scale, inbound truck kiosk and outbound truck kiosk. Inbound (if two outbound kiosks are used) and outbound tickets with transaction storage of each weighment.

Suggested Hardware:

- (2) PN 119687 Inbound/Outbound kiosk
- PN 119689 A/D kiosk option

09/15/2023		03:02PM	SCALE #1
		25640 Scale #1	
Gross		lb	
Outbound 920i			
<input type="checkbox"/> Photo Eye			<input type="checkbox"/> Photo Eye
Inbound Complete - Exit Scale			
Communication OK			
Reprint			

09/15/2023		03:03PM	SCALE #1
		78560 Scale #1	
Gross		lb	
Outbound 920i			
<input type="checkbox"/> Photo Eye			<input type="checkbox"/> Photo Eye
Outbound Complete - Exit Scale			
Communication OK			
Reprint			

Truck In/Out with Report



PN SZ99999:

920i program allows trucks to weigh in and out (saves inbound weight after weighing out and has value swapping) and stores the transaction after each weigh out with truck ID, gross, tare and net. Transactions may be printed or cleared at any time through the Setup menu. An HID scanner is available as a peripheral piece of hardware.

Suggested Hardware:

- PN 119687 Outbound kiosk
- PN 119689 A/D kiosk option
- PN 119743 HID kiosk option

09/15/2023		03:03PM	SCALE #1
		23240	
Gross		lb	
Weigh In Complete - Exit Scale			
Weighed In			
Weigh In	Weigh Out	Truck Register	Setup Menu

09/15/2023		03:06PM	SCALE #1
		82020	
Gross		lb	
SZ99999 Single Kiosk 1.06			
←Back	Store Tare YES		Exit