

CLS Series Class II

Forklift Scale



Approvals



Measurement
Canada
Approved

Part Number/Price

Part #	Capacity	Description	Est. Weight	Price
Class II, CLS-680, NTEP Certified				
201300	5,000 × 5 lb	34 in W, 16 in H forklift carriage (36 in W with flexures), 9 to 36 VDC	530 lb	Consult
201302	5,000 × 5 lb	34 in W, 16 in H forklift carriage (36 in W with flexures), 9 to 36 VDC, cableless	545 lb	Consult
Class II, CLS-920i, NTEP Certified				
223214	5,000 × 5 lb	34 in W, 16 in H forklift carriage (36 in W with flexures), 9 to 36 VDC	540 lb	Consult
226201	5,000 × 5 lb	34 in W, 16 in H forklift carriage (36 in W with flexures), 9 to 36 VDC, cableless	565 lb	Consult
Class II, VIRTUi³ M Series, NTEP Certified				
194714**	5,000 × 5 lb	34 in W, 16 in H forklift carriage (36 in W with flexures)	525 lb	Consult
Class II, VIRTUi³ IM Series				
191748**	5,000 × 5 lb	34 in W, 16 in H forklift carriage (36 in W with flexures)	525 lb	Consult

Class II, CLS-680 with Measurement Canada Approval				
214091	4,500 × 5 lb	34 in W, 16 in H forklift carriage (36 in W with flexures), 9 to 36 VDC	530 lb	Consult
208269	4,500 × 5 lb	34 in W, 16 in H forklift carriage (36 in W with flexures), 9 to 36 VDC, cableless	545 lb	Consult
Class II, CLS-920i with Measurement Canada Approval				
215114	4,500 × 5 lb	34 in W, 16 in H forklift carriage (36 in W with flexures), 9 to 36 VDC	540 lb	Consult
216947	4,500 × 5 lb	34 in W, 16 in H forklift carriage (36 in W with flexures), 9 to 36 VDC, cableless	565 lb	Consult

**Weight indication device (PC/tablet) is not included; consult factory to verify compatibility with your device

Standard Features

Scale Carriage

- 34 in (Class II), 5,000 × 5 lbs, NTEP Certified
- 1-1/2 in thick front and back painted steel plates coupled by four flexures
- Top cleats are welded, pinned and bolted
- Welded centering pin
- Two 5,000 lb S-beam load cells
- iQUBE^{2®} junction box with inclinometer
- Molded coiled cable, up to 15 ft uncoiled

Options

- 28 in (Class II), 5,000 × 5 lb, NTEP Certified
- 18 to 72 VDC, CLS-680

Presale Requirements

- Provide completed forklift questionnaire for quotation
- Compatible with most Class II forklift attachments, consult factory

Installation Recommendations

- When installing a forklift scale on an electric forklift, static discharge protection must be present on the forklift and install a chassis mount power conditioner to protect scale electronics.
- When installing a forklift scale, OSHA requires the end user to de-rate the lift capacity of the forklift.

Specifications

Warranty:

Two-year limited

Approvals:

NTEP 06-074

Measurement Canada AM-5893

CLS Indicator

CLS-680 (page 429)

The CLS-680 was designed from the ground-up specifically for forklift applications. With a machined aluminum anodized enclosure, the CLS-680 is ideal for demanding, general-purpose forklift applications. Its compact size is attached with a RAM® mount for flexible positioning and minimal obstruction. Additional features include rounded corners, vibration protection and surge suppression.

- Six-digit, seven-segment LED display
- Battery backed time and date
- On/off power switch
- 9 to 26 VDC or 18 to 72 VDC power supply
- Cabled or cableless
- RS-232 serial port
- Wi-Fi
- Bluetooth®

CLS Indicator

CLS-920i (page 430)

The CLS-920i incorporates the flexibility, intelligence and programmability of the 920i in a smaller enclosure with a DC power supply for use on forklifts. The standard program offers weight indication, configuration, calibration and diagnostics specific to the CLS. Customize it for your application with an optional user program.

- Painted mild steel enclosure
- Backlit graphical LCD display
- Battery backed time and date
- On/off power switch
- 9 to 36 VDC power supply
- Cabled or cableless
- Two available RS-232 ports for added options
- Optional Wi-Fi
- Optional Bluetooth®

CLS Virtual Solution

VIRTUi³ (page 431)

Weight data is displayed on a device using VIRTUi³ software, creating a virtual indicator. The CLS connects to your device using RS-232, USB or Bluetooth®. Choose between the CLS-M or CLS-IM configuration for static or in-motion use.

- Weight indication device (PC/tablet) is not included
- Consult factory to verify compatibility with your device
- Bluetooth® connection available
- USB connection available

Cableless

The cableless option removes the coiled communications/power cable between the scale and the indicator. A rechargeable battery is secured to the scale and it powers the scale and the paired wireless modules provide communication.

- 802.15 wireless interface
- Lithium-ion battery and charger
- On/off power switch
- Battery life: 24 hours of constant use
- Battery recharge time: 8 hours to fully recharge
- Reinforced battery box welded to top cover

Wi-Fi

Wi-Fi is a standard feature for the CLS-680 and is available as a factory installed option for the CLS-920i.

- Wireless LAN card 802.11 b/g
- Range: Up to 328 ft indoors
- Operating frequency: ISM 2.4 GHz

Bluetooth®

Bluetooth® communication is a standard feature for the CLS-680 and is available as an external option for the CLS-920i. It is also available in a communications/power box for the virtual solution.

Forklift Capacity Derating

During the initial scale installation, remind the customer that they must have an updated ID plate on the forklift stating the new lifting capacity and center of gravity information. This is required per OSHA rules and regulations.

	28 In	34 In	38 In
Vertical center of gravity (VCG) of scale =	8.06 in	8.06 in	10.15 in
Horizontal center of gravity (HCG) of scale =	2.09 in	2.09 in	2.83 in
Effective thickness (ET) of scale =	4.55 in	4.55 in	6.06 in
Weight of scale =	392 lb	420 lb	987 lb

CLS Series Dimensions

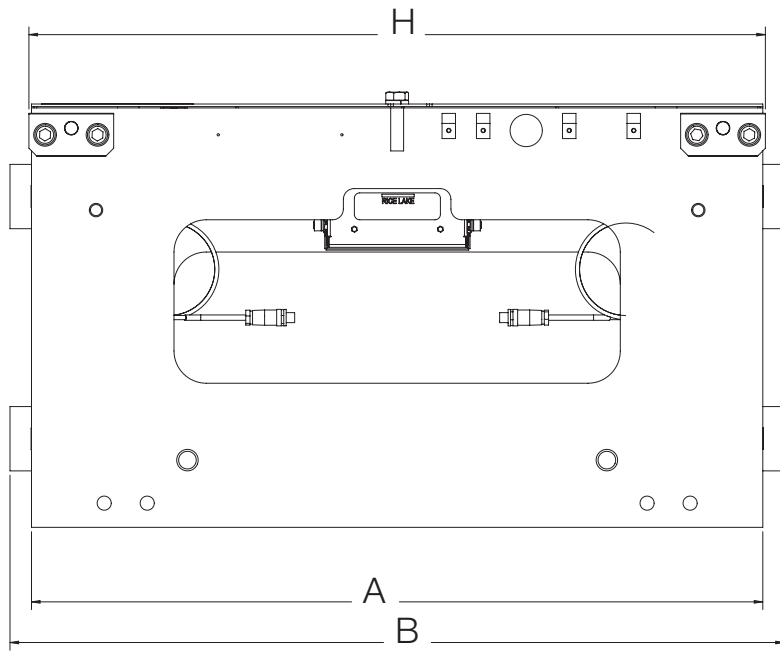
Forklift Scale

Dimensions

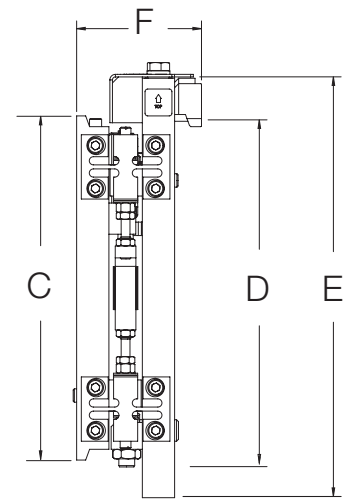
CLS Class II			
28 in, 5,000 lb			
A	28.00 in (711 mm)	E	19.50 in (495 mm)
B	30.00 in (762 mm)	F	4.49 in (114 mm)
C	16.00 in (406 mm)	G	21.80 in (554 mm)
D	16.29 in (414 mm)	H	28.24 in (717 mm)
34 in, 5,000 lb			
A	34.00 in (864 mm)	E	19.50 in (495 mm)
B	36.00 in (914 mm)	F	4.49 in (114 mm)
C	16.00 in (406 mm)	G	21.80 in (556 mm)
D	16.29 in (413 mm)	H	34.24 in (870 mm)

Dimensions

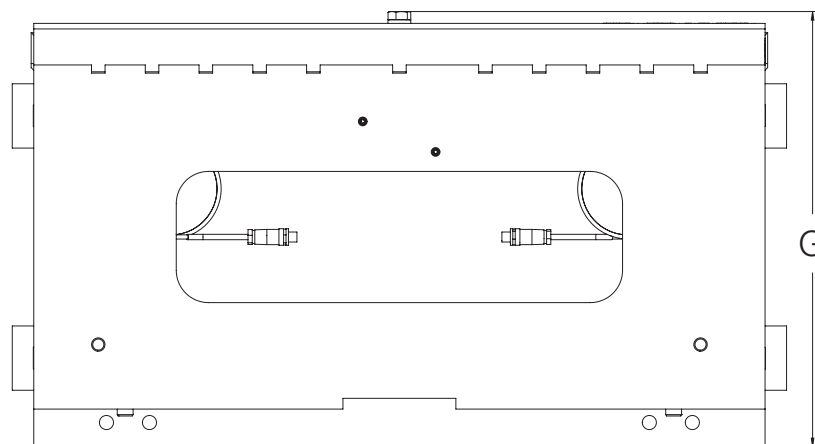
CLS Class III			
38 in, 8,000 lb			
A	38.00 in (965 mm)	E	24.50 in (622 mm)
B	40.00 in (1016 mm)	F	6.04 in (153 mm)
C	20.00 in (508 mm)	G	26.68 in (678 mm)
D	20.15 in (512 mm)	H	38.00 in (965 mm)



Front view



Side view



Rear view

FORKLIFT /
PALLET JACK SCALES