



## Specifications

### Cycle Speed:

Weigh/wrap/label: up to 35 ppm  
 Wrap: up to 35 ppm  
 Label: 35+ ppm

### Wrapping Capacity:

12 × 0.005 lb or 12 × 0.01 lb

### Weighing Capacity:

15 × 0.005 lb / 30 × 0.01 lb  
 (dual-range standard)

### Wrapping Size:

Width: 3.7 to 14.9 in (95 to 380 mm)  
 Depth: 3.1 to 10.2 in (80 to 260 mm)  
 Height: 0.4 to 5.1 in (10 to 130 mm)  
 Tray Height: 2.7 in max (70 mm)

### Display:

12.1 in color touchscreen

### Film:

Two rolls, automatic film selection

### Power:

200 to 240V (1 phase)  
 Standard 20 A circuit

### Power Consumption:

Stand-by: 360 W  
 In operation: 1800 W (max)

### Main Label Size:

Max width: 3.2 in (80 mm)  
 Max length: 4.1 in (105 mm)  
 Max length for automatic application:  
 3.4 in (85 mm)

### Day Glow Label Size:

25 to 64 mm wide  
 25 to 64 mm long

### Main Label Roll:

9.0 in (230 mm) max O.D.  
 3.0 in (77 mm) min I.D.

### Day Glow Label Roll:

7.8 in (200 mm) max O.D.  
 1.5 in (38 mm) min I.D. (standard)  
 9.0 in (230 mm) max O.D.  
 3.0 in (77 mm) minimum I.D. (option)

### Film Size:

Length: 5,000 ft (1,524 m)  
 Width: 9.8 to 21 in (250 to 533 mm)  
 Outside diameter: 7.9 in (200 mm)

### Print Items:

Item name, unit price, weight, total price,  
 special message, bar code, ingredients,  
 tare, pack time, nutrition, logos

### Operating Temperature:

41 °F to 95 °F (5 °C to 35 °C)  
 20% to 80% relative humidity

### Classification:

NTEP CC 06-029



### Warranty:

One-year limited  
 Based on volume of 2,800  
 packs per day



## Ishida WM-Ai

### PC-based Wrapper with Automatic Label Applicator

The versatile, PC-based WM-Ai delivers space-saving efficiency with high-speed performance. The design gives priority to the production process itself—minimizing the burden on the operator while efficiently performing various functions. Overall floor space is reduced and process flow is optimized with two rolls of film on one side of the wrapper. The user-friendly, color touchscreen makes operation extremely simple. Operators have full access for easy cleaning in, around and under the unit, and the stainless steel body enhances cleanliness and outstanding durability.

## Standard Features

- Weigh/wrap/label up to 35 packs/minute
- Automatic tray identification and centering
- Variable speed infeed
- Automatic film selection
- Film pre-stretching function
- Front loading film with auto set
- Large LCD color touchscreen (12 in)
- Adjustable touchscreen viewing angle
- Dual-range weighing (0 to 15 × 0.005 lb/ 15 to 30 × 0.01 lb)
- Robotic label application with user selectable positioning
- Stores and prints graphics for custom labeling
- Safe handling instructions, country of origin labels, 2020 nutrition and more
- Large 9 in label roll and 3 in thermal head
- Static TCP/IP Ethernet communication
- 19 tactile keys
- 2 GB memory
- Compatible with third-party communication software, including Invatron's PLUM, ADC's InterScale and Droste's PCScale Manager

### WM-Ai Automatic Wrapper with Day Glow Labeler

- All standard features of the WM-Ai automatic wrapper
- Apply a secondary label in addition to the main label
- Use pre-printed day glow labels, select a label design to print or upload your own

PART #	MODEL	CAPACITY
169224	WM-Ai, fully automatic PC-based wrapper/integrated printer/color touchscreen, two film rolls	15 × 0.005 lb/30 × 0.01 lb
171445	WM-Ai-P, fully automatic wrapper with Day Glow printer, integrated printer/color touchscreen, two film rolls	15 × 0.005 lb/30 × 0.01 lb

Please refer to the labels section of this catalog for ordering information and case quantity pricing.



WM-Ai Day Glow Labeler

## Ishida WM-Ai

PC-based Wrapper with Automatic Label Applicator

PART #	MODEL/DESCRIPTION	CAPACITY	EST. SHIPPING WEIGHT	PRICE
169224	WM-Ai, fully automatic PC-based wrapper/integrated printer/color touchscreen	0-15 x 0.005lb/ 15-30 x 0.01 lb	925lb 54 x 54 x 84 in	Consult
171445	WM-Ai-P, fully automatic wrapper with day glow printer, integrated printer/color touchscreen, two film rolls	0-15 x 0.005lb/ 15-30 x 0.01 lb	1,105lb 54 x 54 x 84 in	Consult

### Options/Accessories

197187	Roller pack-off table, 3ft with fixed 1 ft Infeed and Package Stop			Consult
192307	Roller pack-off table, 5ft with fixed 1 ft Infeed and Package Stop			Consult
188046	Day Glow label dispenser used with roller pack-off tables, 25-3/4 x 7-5/8 x 4 in aluminum, 20 roll capacity			Consult
71283	Gravity conveyor, 3ft aluminum with galvanized H-supports, (W x H) 15 x 31-37 in			Consult
71526	Gravity conveyor, 5ft aluminum with galvanized H-supports, (W x H) 15 x 31-37 in			Consult
104293	Rotary bin, 28in dia. x 8in D, adjustable height with wheels and handle			Consult
72943	Cover, plastic washdown (W x D x H) 52 x 55 x 62 in			Consult
157382	4in lift kit required to elevate wrapper to 36in discharge height (includes lift cylinders, caster spacers and hardware)			Consult
178069	Day Glow labeler kit for use with 3 in core label rolls			Consult
185608	Right to left discharge roller stand (factory setup required at time of order)			Consult
174110	SD memory card, 2 GB			Consult
205960	40 x 40 mm POP labels 5 RPC 2300LPR			Consult

### Communication

170990	Internal RF option 2.4 Ghz			Consult
160259**	ScaleLink Pro 5 software CD, license file required and purchased separately (see page 72)			Consult
152628*	ScaleLink Pro 5 license file, one license required per computer			Consult
78860	Cross cable, Ethernet CAT5, 6ft			Consult

### Manuals and Service Tools

173803**	Operation manual			Consult
176369**	Service manual			Consult
171411**	DVD Service/training and troubleshooting			Consult
155149	Camera calibration block, white poly, (W x D X H) 200 x 130 x 30 mm			Consult
160906	USB flash memory, 1 GB			Consult
95540	Service key			Consult
176133	Harness, C2 Film Feeder Extension Cable			Consult

### Label Stock

Please refer to labels section of this catalog for ordering information and case quantity pricing.

### Wrapping Film

170109	350 mm x 1,000 m (13.8in x 3,280ft) one box of two rolls	25lb	Consult
181916	400 mm x 1,000 m (15.75in x 3,280ft) one box of two rolls	28lb	Consult
187821	450 mm x 1,000 m (17.72in x 3,280ft) one box of two rolls	35lb	Consult
170110	500 mm x 1,000 m (19.7in x 3,280ft) one box of two rolls	38lb	Consult

\*Software key is provided after online registration is completed

\*\*Manuals and software programs can be downloaded from the distributor section of [www.ricelake.com/retail](http://www.ricelake.com/retail)

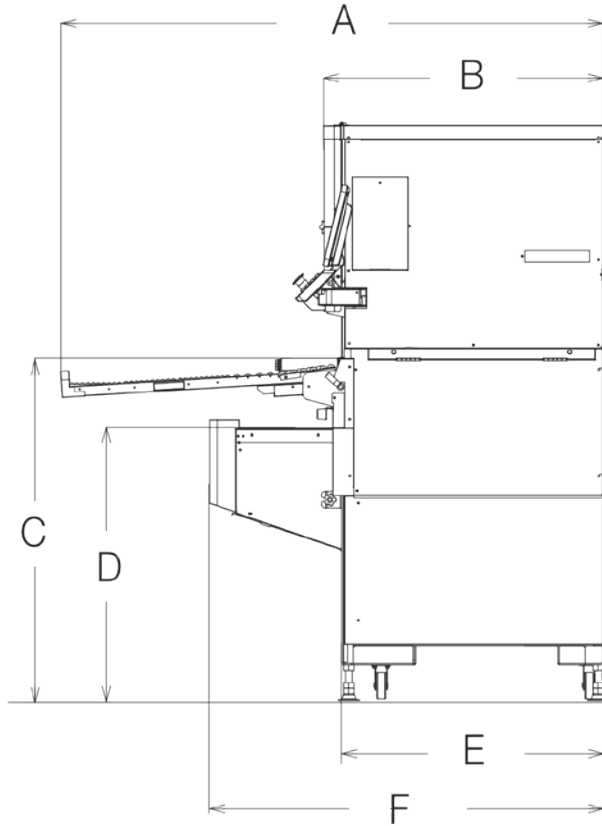
#### WM-Ai Series Financial Terms and Conditions

Our financial services group reviews open account requests. Upon approval of open account terms, orders may be subject to the following payment terms: 20% down with the order

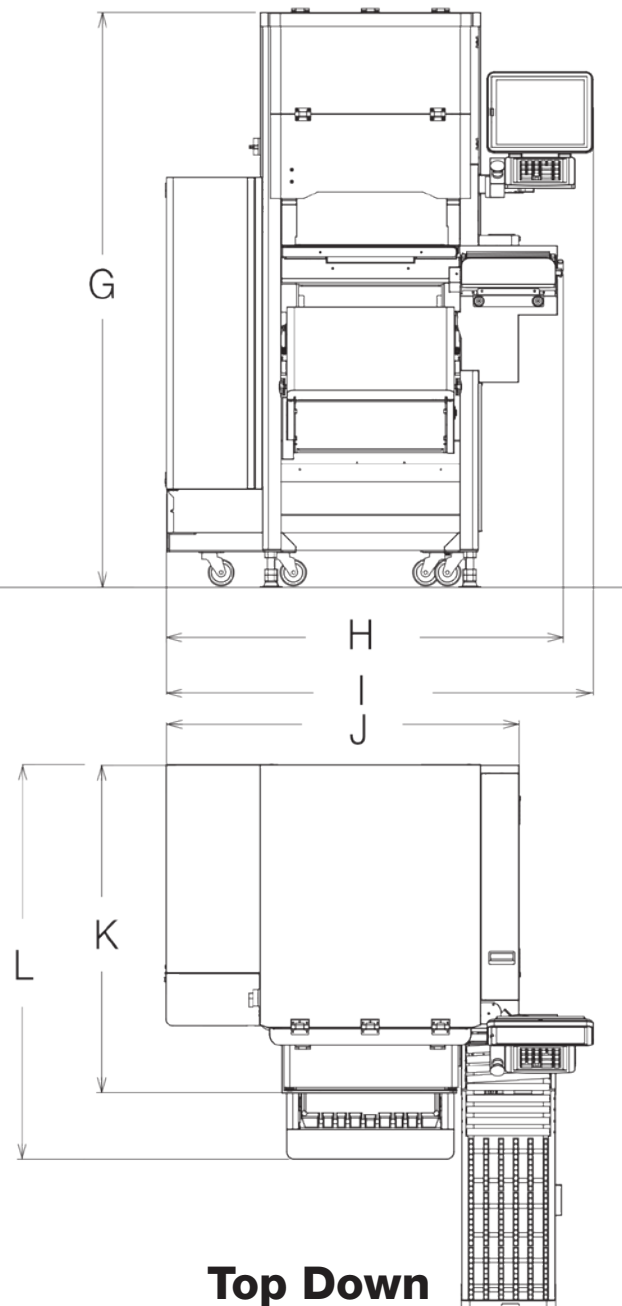
# Ishida WM-Ai

DIMENSIONS					
<b>A</b>	61.0in (1,549mm)	<b>E</b>	28.0in (711mm)	<b>I</b>	47.8in (1,214mm)
<b>B</b>	30.0in (762mm)	<b>F</b>	44.1in (1,120mm)	<b>J</b>	39.4in (1,001mm)
<b>C</b>	38.5in (978mm)	<b>G</b>	65.4in (1,661mm)	<b>K</b>	37.5in (953mm)
<b>D</b>	28.9in (734mm)	<b>H</b>	44.5in (1,130mm)	<b>L</b>	44.1in (1,120mm)

**Profile**



**Front**



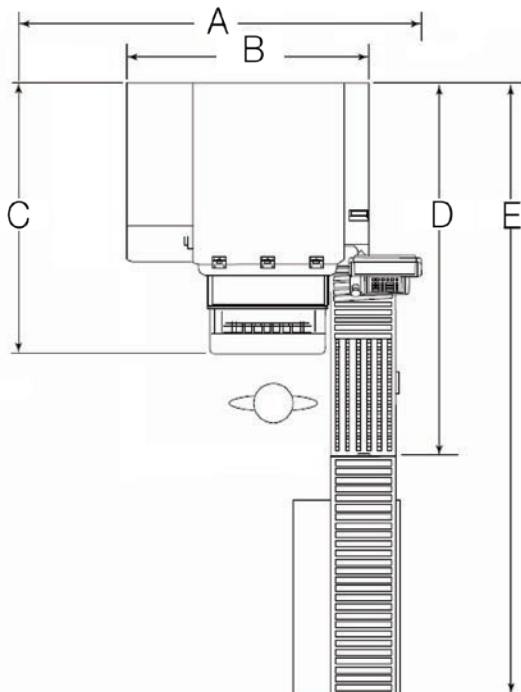
**Top Down**

# Ishida WM-Ai

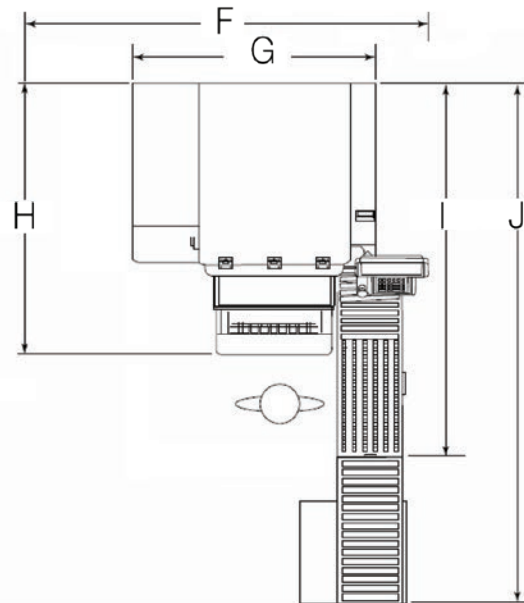
Accessory configurations  
*Drawings not to scale*

DIMENSIONS							
<b>A</b>	72.0 in (1,829 mm)	<b>E</b>	133.0 in (3,378 mm)	<b>I</b>	61.0 in (1,549 mm)	<b>M</b>	44.0 in (1,118 mm)
<b>B</b>	40.0 in (1,016 mm)	<b>F</b>	72.0 in (1,829 mm)	<b>J</b>	109.0 in (2,769 mm)	<b>N</b>	61.0 in (1,549 mm)
<b>C</b>	44.0 in (1,118 mm)	<b>G</b>	40.0 in (1,016 mm)	<b>K</b>	72.0 in (1,829 mm)	<b>O</b>	89.0 in (2,261 mm)
<b>D</b>	61.0 in (1,549 mm)	<b>H</b>	44.0 in (1,118 mm)	<b>L</b>	40.0 in (1,016 mm)		

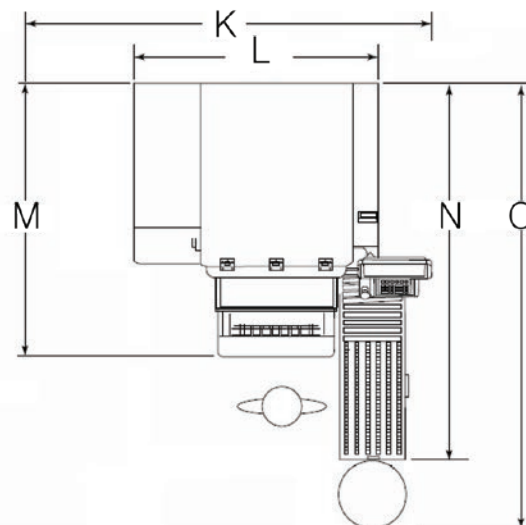
**5 ft Table\***



**3 ft Table\***



**Rotary Bin\***



\*Two feet of clearance is required on the left side for film loading