


# TRANSEND

WIRELESS  
LOAD CELL INTERFACE



**RICE LAKE**  
WEIGHING SYSTEMS

800-874-4320  
[www.ricelake.com/msi](http://www.ricelake.com/msi)

## Efficient Communication. Easy Operation.

From the initial weightment on the scale to the final numeric value on the indicator, efficient communication is key to the success of the entire operation. Whether it's overhead, livestock, tank, or heavy capacity weighing, once your traditional conduit is damaged or needs to be replaced, communication is halted and so is your operation. TranSend™ not only solves issues resulting from traditional conduit, it also exceeds communication application expectations.

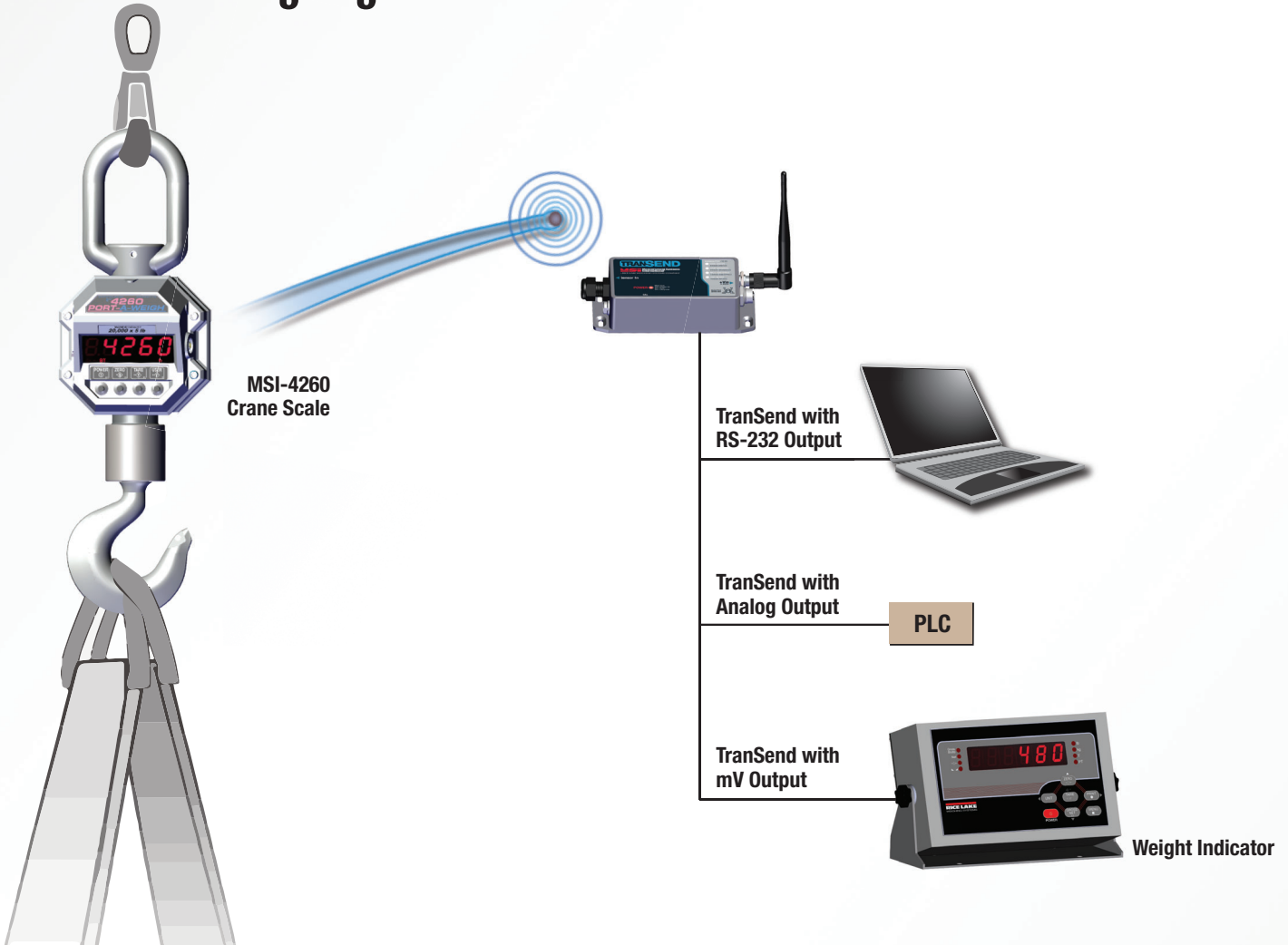
From the brand you know and trust for expert integrated solutions, MSI has designed TranSend to transform the signal of one or more load cells and transmits that data wirelessly to a receiving unit. TranSend is fully compatible with a broad range of receiving devices including MSI-8000, MSI-8000HD, any other digital weight indicator, PC, PLC, or other industrial device. TranSend is housed in a rugged IP-66 NEMA 4 enclosure,

while HD models offer IP68 protection. TranSend is suitable for most indoor and outdoor environments with an operating distance of up to 300 feet.

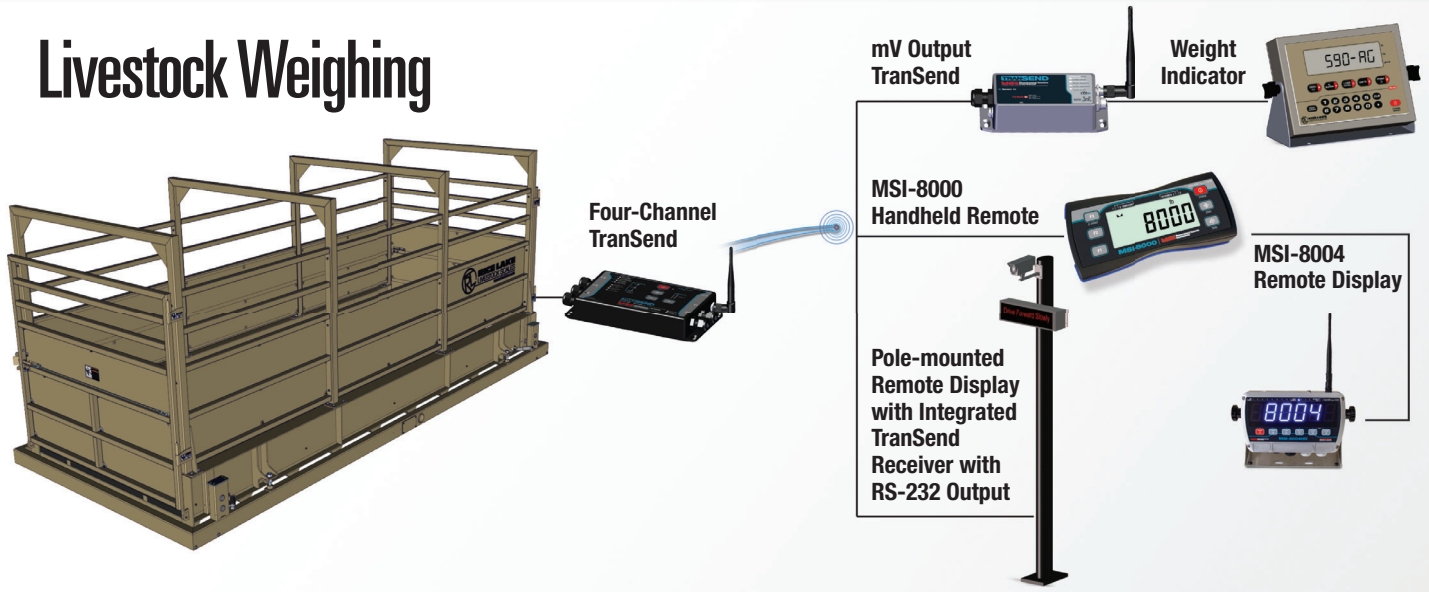
Select from the basic functionality of single-channel models, or upgrade to the expanded capabilities of multi-channel models. Multi-channel devices offer up to three optional relay contacts, audible alarm, and can function as a smart junction box. In the event of a load cell failure, TranSend can automatically compensate and transmit a service warning, and compensate for that load cell until it is repaired.

TranSend transforms the way your devices communicate between one another. Upgrade your current communication process by eliminating expensive conduit and replacing it with TranSend.

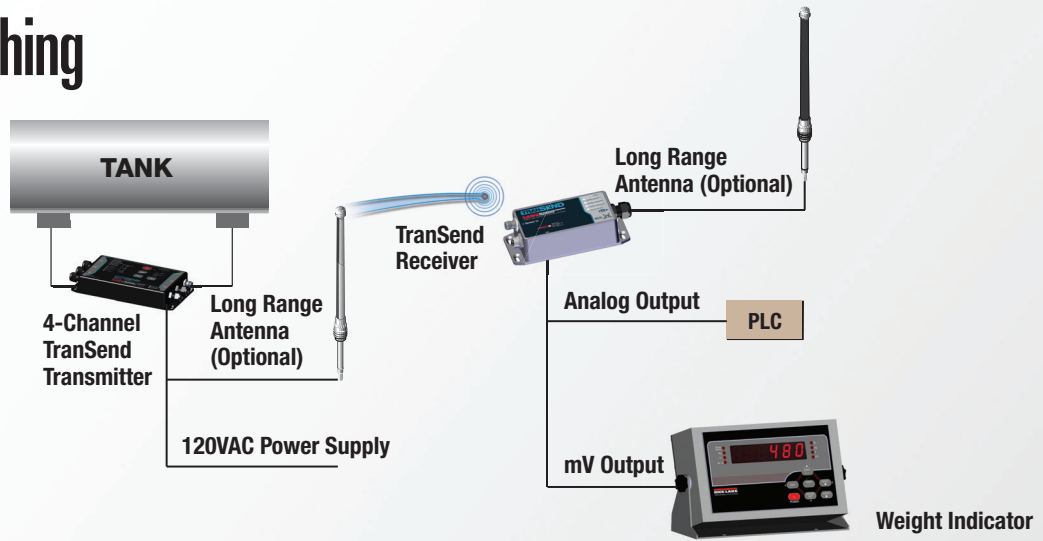
### Overhead Weighing



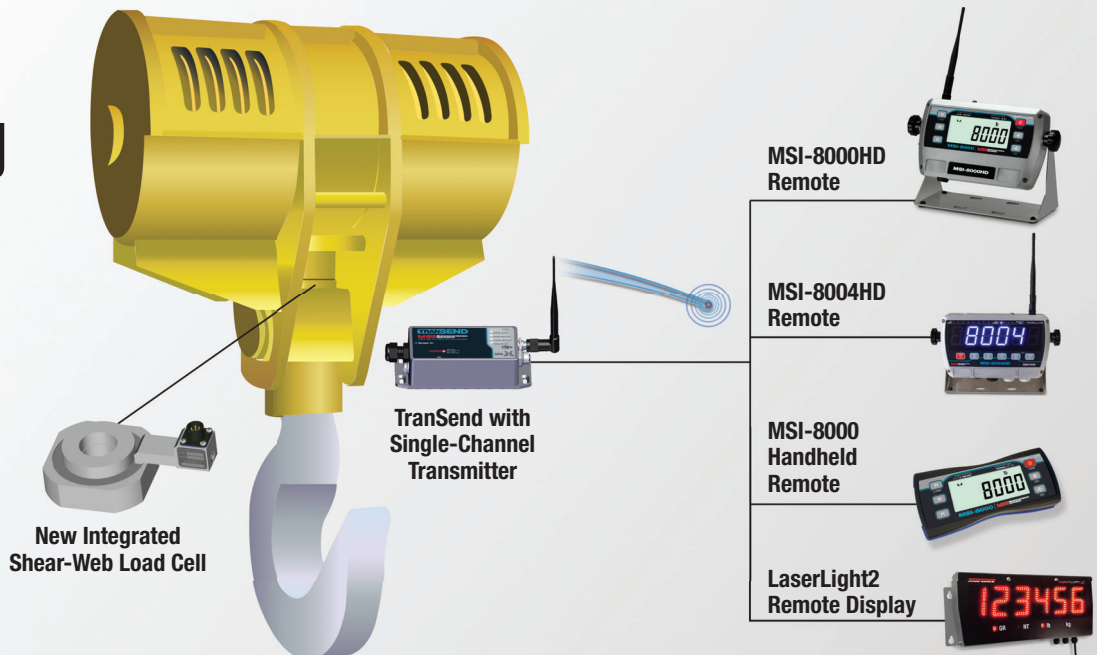
# Livestock Weighing



# Tank Weighing



# In-Block Weighing





# TRANSEND WIRELESS LOAD CELL INTERFACE

## Specifications

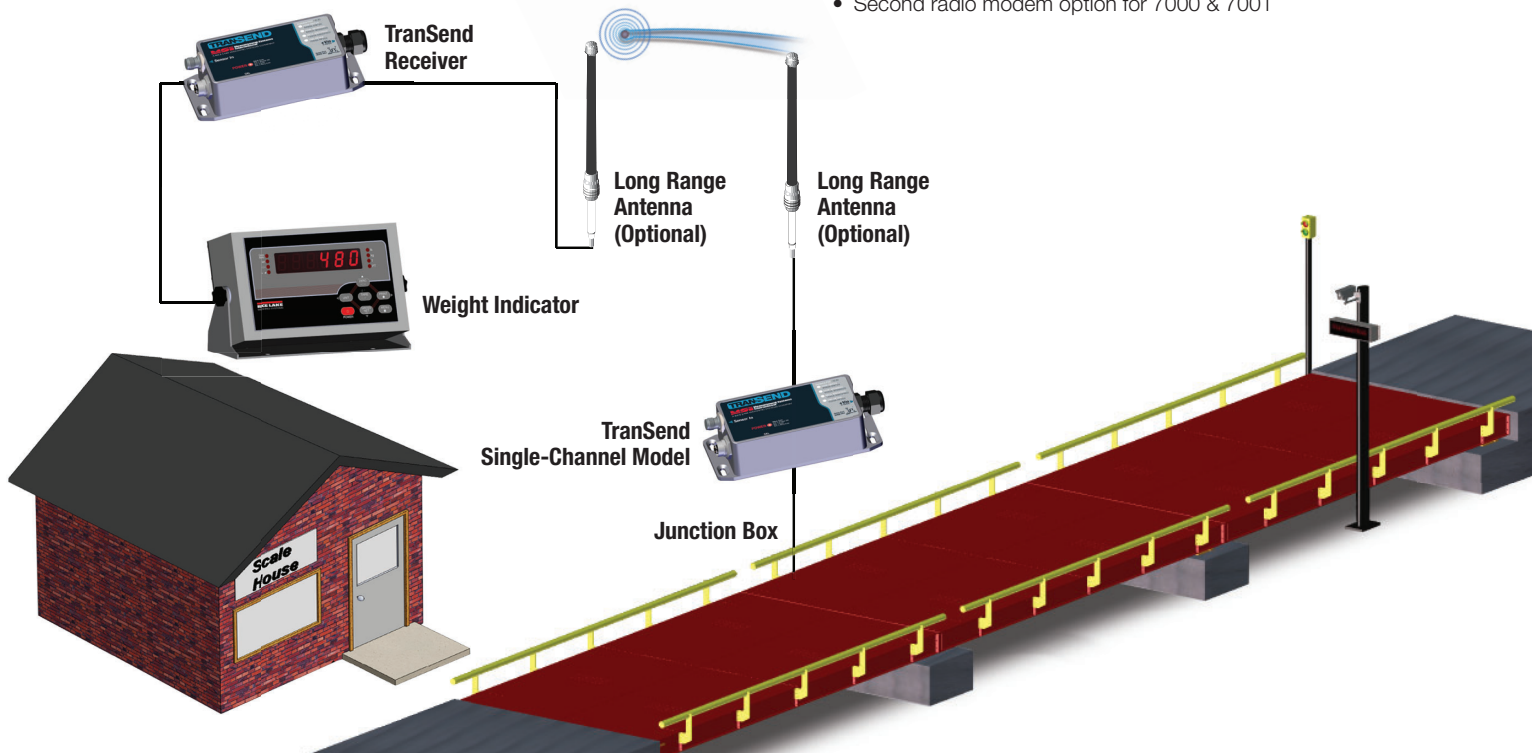
<b>Resolution:</b>	Up to 10,000d available
<b>Enclosure:</b>	NEMA 4, IP-66 (excludes universal AC wall cube model) aluminum, black powder coated. HD is IP68.
<b>Functions:</b>	<b>4-Channel:</b> POWER, ZERO, UP/DOWN keys (scrolls through channels) <b>Single Channel:</b> POWER
<b>Displayable Units:</b>	Pounds, kilograms, tons (US short), metric tons, kiloNewtons
<b>LED Annunciators:</b>	Power on LED <b>4-Channel:</b> Four status LEDs for load cell zero/fault, 1 per channel, 3 setpoint status LEDs
<b>Power Input:</b>	90-264 VAC, 5-6 VDC, 7-36 VDC, 120-300 VDC
<b>Operating Temperature:</b>	-40°F to 185°F (-40°C to 85°C)
<b>Auto-Off Mode:</b>	Select for 15, 30, 45, 60 minutes or off
<b>Auto Sleep Mode:</b>	Power down during non-use and power up with weight change or any key press
<b>Service Counters:</b>	Counts number of loads applied over 25% of capacity and loads applied over capacity
<b>Event Counter:</b>	Counts number of loads applied over a user defined threshold. Outputs to setpoints and a text string.
<b>Scale Inputs:</b>	<ul style="list-style-type: none"> <li>• Four independent scale channels with digital summing</li> <li>• One scale input</li> </ul>
<b>Transmitter Excitation:</b>	+4.8VDC, can drive (16) 350 Ω load cells or (32) 700 Ω load cells

<b>mV/V Converter Excitation:</b>	3VDC or ±1.4VDC minimum, 12VDC or ±6VDC maximum
<b>Digital Filtering:</b>	OFF, LO, Medium and HI selectable
<b>Radio Options:</b>	Direct sequence spread spectrum @ 2.4GHz, license free 802.15.4, WiFi, Bluetooth, FHSS
<b>Radio Link Effective Range:</b>	Up to 300' typical
<b>Standard Antenna:</b>	½ wave 2dBi, articulated
<b>RFI/EMI Shielding:</b>	Exceeds NIST handbook 44 and CE standards
<b>Data I/O:</b>	RS-232
<b>Connectors:</b>	RS-232, 6-Pin M8

## Options and Accessories

- Load cell/junction box cable 6.5' with molded M12 connector for IP-66 protection
- Field wireable load cell connector
- Coax power cable (required on 5-6VDC models)
- Long range antennas
- Universal AC wall cube (Not IP-66)
- Sealed lead acid battery
- Fast and slow SLA battery chargers
- Internal relays (SS or Form C) switching capabilities up to 5A @ 250VAC per relay
- RS-232 serial cable (DE-9 to M8)
- Second radio modem option for 7000 & 7001

## Heavy Capacity Weighing



Your Rice Lake Weighing Systems distributor is:

**RICE LAKE**  
WEIGHING SYSTEMS

230 W. Coleman St. • Rice Lake, WI 54868 • USA  
TEL: 715-234-9171 • FAX: 715-234-6967 • [www.ricelake.com](http://www.ricelake.com)

An ISO 9001 registered company © 2017 Rice Lake Weighing Systems PN 164801 12/19  
Specifications subject to change without notice.